

Midas Reference Manual

2.0.0-1

Generated by Doxygen 1.3.9.1

Thu Mar 8 23:04:47 2007

Contents

1 Midas Data Acquisition

Welcome to the world of Midas.

The System

Midas is a versatile Data acquisition System for medium scale physics experiments. This document will try to answer most of your questions regarding installation, setup, running, and development.

If you're looking for a flexible and simple DAQ, you may want to consider Midas and its applications. Feel free to browse through the following links.

- **Midas** is a result of a development effort made by Stefan Ritt at [PSI](#)/Switzerland ([Midas@PSI](#)) in collaboration with the members of the Data acquisition group at [Triumf](#)/Canada.
- Midas has a dedicated discussion forum (Electronic logbook) which provides common place for midas users to report problems, share experience or post improvement wishes. You can browse this [Elog](#) or register for Email notifications.
- The Midas source code is subject to the [GPL](#) and can be accessed from the [SVN](#) repository site in Switzerland either for inspection or download.
- Tar and RPMs are also available either from the [Switzerland](#) or [Canadian](#) sites.
- The main purpose of the MIDAS DAQ is to provide:
 - data collection from local and/or remote hardware source.
 - data recording to common storage media.
 - Full data flow control.
- It does also event-by-event analysis through PAW or Root based application. Please refer to:
 - [ROME](#) analyzer framework.
 - [Roody](#) GUI histogram visualizer application.
- The current hardware support is listed at this [location](#).

- Other related links can be found [here](#).
- The following chapters refer to the online Midas documentation.

1.1 Content

- [New Documented Features](#) : Whats new in Midas.
- [Introduction](#) : Some initial words and description
- [Components](#) : Listing
- [Quick Start](#) : The HowTo for installation.
- [Internal features](#) : The main internal components of the system.
- [MIDAS Analyzer](#) : PAW/Root Analyzer.
- [Utilities](#) : The Midas applications.
- [Data format](#) : Supported data format
- [Supported hardware](#) : Supported hardware.
- [CAMAC and VME access function call](#) : CAMAC and VME access function call.
- [Midas build options and operation considerations](#) : Midas build options and operation consideration.
- [Midas Code and Libraries](#) : Midas Library.
- [Frequently Asked Questions](#) : Frequently Asked Questions.

2 Midas Module Documentation

2.1 Midas VME standard

Modules

- group [VME Functions \(mvme_xxx\)](#)

Data Structures

- struct [MVME_INTERFACE](#)

Defines

- #define [MVME_SUCCESS](#) 1
- #define [MVME_DMODE_D8](#) 1
- #define [MVME_DMODE_D16](#) 2
- #define [MVME_DMODE_D32](#) 3
- #define [MVME_DMODE_D64](#) 4
- #define [MVME_DMODE_RAMD16](#) 5
- #define [MVME_DMODE_RAMD32](#) 6
- #define [MVME_DMODE_LM](#) 7
- #define [MVME_BLT_NONE](#) 1
- #define [MVME_BLT_BLT32](#) 2
- #define [MVME_BLT_MBLT64](#) 3
- #define [MVME_BLT_2EVME](#) 4
- #define [MVME_BLT_2ESST](#) 5
- #define [MVME_BLT_BLT32FIFO](#) 6
- #define [MVME_BLT_MBLT64FIFO](#) 7
- #define [MVME_BLT_2EVMEFIFO](#) 8
- #define [MVME_AM_A32_SB](#) (0x0F)
- #define [MVME_AM_A32_SP](#) (0x0E)
- #define [MVME_AM_A32_SD](#) (0x0D)
- #define [MVME_AM_A32_NB](#) (0x0B)
- #define [MVME_AM_A32_NP](#) (0x0A)
- #define [MVME_AM_A32_ND](#) (0x09)
- #define [MVME_AM_A32_SMBLT](#) (0x0C)
- #define [MVME_AM_A32_NMBLT](#) (0x08)
- #define [MVME_AM_A24_SB](#) (0x3F)
- #define [MVME_AM_A24_SP](#) (0x3E)
- #define [MVME_AM_A24_SD](#) (0x3D)
- #define [MVME_AM_A24_NB](#) (0x3B)
- #define [MVME_AM_A24_NP](#) (0x3A)
- #define [MVME_AM_A24_ND](#) (0x39)
- #define [MVME_AM_A24_SMBLT](#) (0x3C)
- #define [MVME_AM_A24_NMBLT](#) (0x38)
- #define [MVME_AM_A16_SD](#) (0x2D)
- #define [MVME_AM_A16_ND](#) (0x29)

2.1.1 Define Documentation

2.1.1.1 **#define MVME_ACCESS_ERROR 7**

Definition at line 67 of file mvmestd.h.

2.1.1.2 **#define MVME_AM_A16 MVME_AM_A16_SD**

Definition at line 130 of file mvmestd.h.

2.1.1.3 **#define MVME_AM_A16_ND (0x29)**

A16 Short Non-Privileged Data Access

Definition at line 128 of file mvmestd.h.

2.1.1.4 **#define MVME_AM_A16_SD (0x2D)**

A16 Short Supervisory Data Access

Definition at line 127 of file mvmestd.h.

2.1.1.5 **#define MVME_AM_A24 MVME_AM_A24_SD**

Definition at line 124 of file mvmestd.h.

2.1.1.6 **#define MVME_AM_A24_D64 MVME_AM_A24_SMBLT**

Definition at line 125 of file mvmestd.h.

2.1.1.7 **#define MVME_AM_A24_NB (0x3B)**

A24 Standard Non-Privileged Block Transfer

Definition at line 118 of file mvmestd.h.

2.1.1.8 **#define MVME_AM_A24_ND (0x39)**

A24 Standard Non-Privileged Data Access

Definition at line 120 of file mvmestd.h.

2.1.1.9 #define MVME_AM_A24_NMBLT (0x38)

A24 Multiplexed Block Transfer (D64)

Definition at line 122 of file mvmestd.h.

2.1.1.10 #define MVME_AM_A24_NP (0x3A)

A24 Standard Non-Privileged Program Access

Definition at line 119 of file mvmestd.h.

2.1.1.11 #define MVME_AM_A24_SB (0x3F)

A24 Standard Supervisory Block Transfer

Definition at line 115 of file mvmestd.h.

2.1.1.12 #define MVME_AM_A24_SD (0x3D)

A24 Standard Supervisory Data Access

Definition at line 117 of file mvmestd.h.

2.1.1.13 #define MVME_AM_A24_SMBLT (0x3C)

A24 Multiplexed Block Transfer (D64)

Definition at line 121 of file mvmestd.h.

2.1.1.14 #define MVME_AM_A24_SP (0x3E)

A24 Standard Supervisory Program Access

Definition at line 116 of file mvmestd.h.

2.1.1.15 #define MVME_AM_A32 MVME_AM_A32_SD

Definition at line 112 of file mvmestd.h.

2.1.1.16 #define MVME_AM_A32_D64 MVME_AM_A32_SMBLT

Definition at line 113 of file mvmestd.h.

2.1.1.17 #define MVME_AM_A32_NB (0x0B)

A32 Extended Non-Privileged Block

Definition at line 106 of file mvmestd.h.

2.1.1.18 #define MVME_AM_A32_ND (0x09)

A32 Extended Non-Privileged Data

Definition at line 108 of file mvmestd.h.

2.1.1.19 #define MVME_AM_A32_NMBLT (0x08)

A32 Multiplexed Block Transfer (D64)

Definition at line 110 of file mvmestd.h.

2.1.1.20 #define MVME_AM_A32_NP (0x0A)

A32 Extended Non-Privileged Program

Definition at line 107 of file mvmestd.h.

2.1.1.21 #define MVME_AM_A32_SB (0x0F)

A32 Extended Supervisory Block

Definition at line 103 of file mvmestd.h.

2.1.1.22 #define MVME_AM_A32_SD (0x0D)

A32 Extended Supervisory Data

Definition at line 105 of file mvmestd.h.

2.1.1.23 #define MVME_AM_A32_SMBLT (0x0C)

A32 Multiplexed Block Transfer (D64)

Definition at line 109 of file mvmestd.h.

2.1.1.24 #define MVME_AM_A32_SP (0x0E)

A32 Extended Supervisory Program

Definition at line 104 of file mvmestd.h.

2.1.1.25 #define MVME_AM_DEFAULT MVME_AM_A32

Definition at line 132 of file mvmestd.h.

2.1.1.26 #define MVME_BLT_2ESST 5

two edge source synchronous transfer

Definition at line 96 of file mvmestd.h.

2.1.1.27 **#define MVME_BLT_2EVME 4**

two edge block transfer

Definition at line 95 of file mvmestd.h.

2.1.1.28 **#define MVME_BLT_2EVMEFIFO 8**

two edge block transfer with FIFO mode

Definition at line 99 of file mvmestd.h.

2.1.1.29 **#define MVME_BLT_BLT32 2**

32-bit block transfer

Definition at line 93 of file mvmestd.h.

2.1.1.30 **#define MVME_BLT_BLT32FIFO 6**

FIFO mode, don't increment address

Definition at line 97 of file mvmestd.h.

2.1.1.31 **#define MVME_BLT_MBLT64 3**

multiplexed 64-bit block transfer

Definition at line 94 of file mvmestd.h.

2.1.1.32 **#define MVME_BLT_MBLT64FIFO 7**

FIFO mode, don't increment address

Definition at line 98 of file mvmestd.h.

2.1.1.33 **#define MVME_BLT_NONE 1**

normal programmed IO

Definition at line 92 of file mvmestd.h.

2.1.1.34 **#define MVME_DMODE_D16 2**

D16

Definition at line 81 of file mvmestd.h.

2.1.1.35 #define MVME_DMODE_D32 3

D32

Definition at line 82 of file mvmestd.h.

2.1.1.36 #define MVME_DMODE_D64 4

D64

Definition at line 83 of file mvmestd.h.

2.1.1.37 #define MVME_DMODE_D8 1

D8

Definition at line 80 of file mvmestd.h.

2.1.1.38 #define MVME_DMODE_DEFAULT MVME_DMODE_D32

Definition at line 88 of file mvmestd.h.

2.1.1.39 #define MVME_DMODE_LM 7

local memory mapped to VME

Definition at line 86 of file mvmestd.h.

2.1.1.40 #define MVME_DMODE_RAMD16 5

RAM memory of VME adapter

Definition at line 84 of file mvmestd.h.

2.1.1.41 #define MVME_DMODE_RAMD32 6

RAM memory of VME adapter

Definition at line 85 of file mvmestd.h.

2.1.1.42 #define MVME_INVALID_PARAM 5

Definition at line 65 of file mvmestd.h.

2.1.1.43 #define MVME_NO_CRATE 3

Definition at line 63 of file mvmestd.h.

2.1.1.44 #define MVME_NO_INTERFACE 2

Definition at line 62 of file mvmestd.h.

2.1.1.45 #define MVME_NO_MEM 6

Definition at line 66 of file mvmestd.h.

2.1.1.46 #define MVME_SUCCESS 1

dox*****

Definition at line 61 of file mvmestd.h.

2.1.1.47 #define MVME_UNSUPPORTED 4

Definition at line 64 of file mvmestd.h.

2.1.2 Typedef Documentation**2.1.2.1 typedef unsigned int mvme_addr_t**

Definition at line 71 of file mvmestd.h.

2.1.2.2 typedef unsigned int mvme_locaddr_t

Definition at line 72 of file mvmestd.h.

2.1.2.3 typedef unsigned int mvme_size_t

Definition at line 73 of file mvmestd.h.

2.2 VME Functions (mvme_xxx)**Functions**

- int EXPRT mvme_open (MVME_INTERFACE **vme, int index)
- int EXPRT mvme_close (MVME_INTERFACE *vme)
- int EXPRT mvme_sysreset (MVME_INTERFACE *vme)
- int EXPRT mvme_read (MVME_INTERFACE *vme, mvme_locaddr_t *dst, mvme_addr_t vme_addr, mvme_size_t n_bytes)

- unsigned int EXPRT [mvme_read_value](#) (MVME_INTERFACE *vme, [mvme_addr_t](#) vme_addr)
- int EXPRT [mvme_write](#) (MVME_INTERFACE *vme, [mvme_addr_t](#) vme_addr, [mvme_locaddr_t](#) *src, [mvme_size_t](#) n_bytes)
- int EXPRT [mvme_write_value](#) (MVME_INTERFACE *vme, [mvme_addr_t](#) vme_addr, unsigned int value)
- int EXPRT [mvme_set_am](#) (MVME_INTERFACE *vme, int am)
- int EXPRT [mvme_get_am](#) (MVME_INTERFACE *vme, int *am)
- int EXPRT [mvme_set_dmode](#) (MVME_INTERFACE *vme, int dmode)
- int EXPRT [mvme_get_dmode](#) (MVME_INTERFACE *vme, int *dmode)
- int EXPRT [mvme_set_blt](#) (MVME_INTERFACE *vme, int mode)
- int EXPRT [mvme_get_blt](#) (MVME_INTERFACE *vme, int *mode)

2.2.1 Function Documentation

2.2.1.1 int EXPRT mvme_close (MVME_INTERFACE * vme)

Close and release ALL the opened VME channel. See example in [mvme_open\(\)](#)

Parameters:

**vme* VME structure.

Returns:

MVME_SUCCESS, MVME_ACCESS_ERROR

2.2.1.2 int EXPRT mvme_get_am (MVME_INTERFACE * vme, int * am)

Get Address Modifier.

Parameters:

**vme* VME structure

**am* returned address modifier

Returns:

MVME_SUCCESS

2.2.1.3 int EXPRT mvme_get_blt (MVME_INTERFACE * vme, int * mode)

Get current Data mode.

Parameters:

- **vme* VME structure
- **mode* returned BLT mode

Returns:

MVME_SUCCESS

2.2.1.4 int EXPRT mvme_get_dmode (MVME_INTERFACE * vme, int * dmode)

Get current Data mode.

Parameters:

- **vme* VME structure
- **dmode* returned address modifier

Returns:

MVME_SUCCESS

2.2.1.5 int EXPRT mvme_interrupt_attach (MVME_INTERFACE * mvme, int level, int vector, void(*) (int, void *, void *) isr, void * info)**2.2.1.6 int EXPRT mvme_interrupt_detach (MVME_INTERFACE * mvme, int level, int vector, void * info)****2.2.1.7 int EXPRT mvme_interrupt_disable (MVME_INTERFACE * mvme, int level, int vector, void * info)****2.2.1.8 int EXPRT mvme_interrupt_enable (MVME_INTERFACE * mvme, int level, int vector, void * info)**

2.2.1.9 `int EXPRT mvme_interrupt_generate (MVME_INTERFACE * mvme, int level, int vector, void * info)`

2.2.1.10 `int EXPRT mvme_open (MVME_INTERFACE ** vme, int index)`

VME open The code below summarize the use of most of the mvme calls included in this interface.

```
#include "vmicvme.h" // or other VME interface driver.

int main () {
    int i, status, vmeio_status, data;
    MVME_INTERFACE *myvme;

    // Open VME channel
    status = mvme_open(&myvme, 0);

    // Reset VME
    // Under VMIC reboot CPU!!
    // status = mvme_sysreset(myvme);

    // Setup AM
    status = mvme_set_am(myvme, MVME_AM_A24_ND);

    // Setup Data size
    status = mvme_set_dmode(myvme, MVME_DMODE_D32);

    // Read VMEIO status
    status = mvme_read(myvme, &vmeio_status, 0x78001C, 4);
    printf("VMEIO status : 0x%x\n", vmeio_status);

    // Write Single value
    mvme_write_value(myvme, 0x780010, 0x3);

    // Read Single Value
    printf("Value : 0x%x\n", mvme_read_value(myvme, 0x780018));

    // Write to the VMEIO in latch mode
    for (i=0;i<10000;i++) {
        data = 0xF;
        status = mvme_write(myvme, 0x780010, &data, 4);
        data = 0x0;
        status = mvme_write(myvme, 0x780010, &data, 4);
    }

    // Close VME channel
    status = mvme_close(myvme);
    return 1;
}
```

Parameters:

****vme** user VME pointer to the interface

index interface number should be used to distinguish multiple VME interface access within the same program.

Returns:

status MVME_SUCCESS, MVME_NO_INTERFACE, MVME_INVALID_PARAM, MVME_ACCESS_ERROR

2.2.1.11 int EXPRT mvme_read (MVME_INTERFACE *vme, mvme_locaddr_t *dst, mvme_addr_t vme_addr, mvme_size_t n_bytes)

Read from VME bus. Implementation of the read can include automatic DMA transfer based on the size of the data. See example in [mvme_open\(\)](#)

Parameters:

**vme* VME structure
**dst* destination pointer
vme_addr source address (VME location).
n_bytes requested transfer size.

Returns:

MVME_SUCCESS

2.2.1.12 unsigned int EXPRT mvme_read_value (MVME_INTERFACE *vme, mvme_addr_t vme_addr)

Read single data from VME bus. Useful for register access. See example in [mvme_open\(\)](#)

Parameters:

**vme* VME structure
vme_addr source address (VME location).

Returns:

MVME_SUCCESS

2.2.1.13 int EXPRT mvme_set_am (MVME_INTERFACE * vme, int am)

Set Address Modifier.

Parameters:

**vme* VME structure

am address modifier

Returns:

MVME_SUCCESS

2.2.1.14 int EXPRT mvme_set_blt (MVME_INTERFACE * vme, int mode)

Set Block Transfer mode.

Parameters:

**vme* VME structure

mode BLT mode

Returns:

MVME_SUCCESS

2.2.1.15 int EXPRT mvme_set_dmode (MVME_INTERFACE * vme, int dmode)

Set Data mode.

Parameters:

**vme* VME structure

dmode Data mode

Returns:

MVME_SUCCESS

2.2.1.16 int EXPRT mvme_sysreset (MVME_INTERFACE * vme)

VME bus reset. Effect of the VME bus reset is dependent of the type of VME interface used. See example in [mvme_open\(\)](#)

Parameters:

**vme* VME structure.

Returns:

MVME_SUCCESS, MVME_ACCESS_ERROR

2.2.1.17 int EXPRT mvme_write (MVME_INTERFACE * *vme*, mvme_addr_t *vme_addr*, mvme_locaddr_t * *src*, mvme_size_t *n_bytes*)

Write data to VME bus. Implementation of the write can include automatic DMA transfer based on the size of the data. See example in [mvme_open\(\)](#)

Parameters:

**vme* VME structure

vme_addr source address (VME location).

**src* source array

n_bytes size of the array in bytes

Returns:

MVME_SUCCESS

2.2.1.18 int EXPRT mvme_write_value (MVME_INTERFACE * *vme*, mvme_addr_t *vme_addr*, unsigned int *value*)

Write single data to VME bus. Useful for register access. See example in [mvme_open\(\)](#)

Parameters:

**vme* VME structure

vme_addr source address (VME location).

value Value to be written to the VME bus

Returns:

MVME_SUCCESS

2.3 Midas CAMAC standard

Modules

- group [Camac Functions \(camxxx\)](#)

2.4 Camac Functions (camxxx)

Functions

- EXTERNAL INLINE void EXPRT [cam16i](#) (const int c, const int n, const int a, const int f, WORD *d)
- EXTERNAL INLINE void EXPRT [cam24i](#) (const int c, const int n, const int a, const int f, DWORD *d)
- EXTERNAL INLINE void EXPRT [cam8i_q](#) (const int c, const int n, const int a, const int f, BYTE *d, int *x, int *q)
- EXTERNAL INLINE void EXPRT [cam16i_q](#) (const int c, const int n, const int a, const int f, WORD *d, int *x, int *q)
- EXTERNAL INLINE void EXPRT [cam24i_q](#) (const int c, const int n, const int a, const int f, DWORD *d, int *x, int *q)
- EXTERNAL INLINE void EXPRT [cam16i_r](#) (const int c, const int n, const int a, const int f, WORD **d, const int r)
- EXTERNAL INLINE void EXPRT [cam24i_r](#) (const int c, const int n, const int a, const int f, DWORD **d, const int r)
- EXTERNAL INLINE void EXPRT [cam8i_rq](#) (const int c, const int n, const int a, const int f, BYTE **d, const int r)
- EXTERNAL INLINE void EXPRT [cam16i_rq](#) (const int c, const int n, const int a, const int f, WORD **d, const int r)
- EXTERNAL INLINE void EXPRT [cam24i_rq](#) (const int c, const int n, const int a, const int f, DWORD **d, const int r)
- EXTERNAL INLINE void EXPRT [cam8i_sa](#) (const int c, const int n, const int a, const int f, BYTE **d, const int r)
- EXTERNAL INLINE void EXPRT [cam16i_sa](#) (const int c, const int n, const int a, const int f, WORD **d, const int r)
- EXTERNAL INLINE void EXPRT [cam24i_sa](#) (const int c, const int n, const int a, const int f, DWORD **d, const int r)
- EXTERNAL INLINE void EXPRT [cam8i_sn](#) (const int c, const int n, const int a, const int f, BYTE **d, const int r)
- EXTERNAL INLINE void EXPRT [cam16i_sn](#) (const int c, const int n, const int a, const int f, WORD **d, const int r)
- EXTERNAL INLINE void EXPRT [cam24i_sn](#) (const int c, const int n, const int a, const int f, DWORD **d, const int r)

- EXTERNAL INLINE void EXPRT [cami](#) (const int c, const int n, const int a, const int f, WORD *d)
- EXTERNAL INLINE void EXPRT [cam8o](#) (const int c, const int n, const int a, const int f, BYTE d)
- EXTERNAL INLINE void EXPRT [cam16o](#) (const int c, const int n, const int a, const int f, WORD d)
- EXTERNAL INLINE void EXPRT [cam24o](#) (const int c, const int n, const int a, const int f, DWORD d)
- EXTERNAL INLINE void EXPRT [cam8o_q](#) (const int c, const int n, const int a, const int f, BYTE d, int *x, int *q)
- EXTERNAL INLINE void EXPRT [cam16o_q](#) (const int c, const int n, const int a, const int f, WORD d, int *x, int *q)
- EXTERNAL INLINE void EXPRT [cam24o_q](#) (const int c, const int n, const int a, const int f, DWORD d, int *x, int *q)
- EXTERNAL INLINE void EXPRT [cam8o_r](#) (const int c, const int n, const int a, const int f, BYTE *d, const int r)
- EXTERNAL INLINE void EXPRT [cam16o_r](#) (const int c, const int n, const int a, const int f, WORD *d, const int r)
- EXTERNAL INLINE void EXPRT [cam24o_r](#) (const int c, const int n, const int a, const int f, DWORD *d, const int r)
- EXTERNAL INLINE void EXPRT [camo](#) (const int c, const int n, const int a, const int f, WORD d)
- EXTERNAL INLINE int EXPRT [camc_chk](#) (const int c)
- EXTERNAL INLINE void EXPRT [camc](#) (const int c, const int n, const int a, const int f)
- EXTERNAL INLINE void EXPRT [camc_q](#) (const int c, const int n, const int a, const int f, int *q)
- EXTERNAL INLINE void EXPRT [camc_sa](#) (const int c, const int n, const int a, const int f, const int r)
- EXTERNAL INLINE void EXPRT [camc_sn](#) (const int c, const int n, const int a, const int f, const int r)
- EXTERNAL INLINE int EXPRT [cam_init](#) (void)
- EXTERNAL INLINE int EXPRT [cam_init_rpc](#) (char *host_name, char *exp_name, char *fe_name, char *client_name, char *rpc_server)
- EXTERNAL INLINE void EXPRT [cam_exit](#) (void)
- EXTERNAL INLINE void EXPRT [cam_inhibit_set](#) (const int c)
- EXTERNAL INLINE void EXPRT [cam_inhibit_clear](#) (const int c)
- EXTERNAL INLINE int EXPRT [cam_inhibit_test](#) (const int c)
- EXTERNAL INLINE void EXPRT [cam_crate_clear](#) (const int c)
- EXTERNAL INLINE void EXPRT [cam_crate_zinit](#) (const int c)
- EXTERNAL INLINE void EXPRT [cam_lam_enable](#) (const int c, const int n)
- EXTERNAL INLINE void EXPRT [cam_lam_disable](#) (const int c, const int n)
- EXTERNAL void [cam_lam_read](#) (const int c, DWORD *lam)
- EXTERNAL INLINE void EXPRT [cam_lam_clear](#) (const int c, const int n)

- EXTERNAL INLINE int EXPRT [cam_lam_wait](#) (int *c, DWORD *n, const int millisec)
- EXTERNAL INLINE void EXPRT [cam_interrupt_enable](#) (const int c)
- EXTERNAL INLINE void EXPRT [cam_interrupt_disable](#) (const int c)
- EXTERNAL INLINE int EXPRT [cam_interrupt_test](#) (const int c)
- EXTERNAL INLINE void EXPRT [cam_interrupt_attach](#) (const int c, const int n, void(*isr)(void))
- EXTERNAL INLINE void EXPRT [cam_interrupt_detach](#) (const int c, const int n)

2.4.1 Function Documentation

2.4.1.1 EXTERNAL INLINE void EXPRT cam16i (const int *c*, const int *n*, const int *a*, const int *f*, WORD * *d*)

16 bits input.

Parameters:

- c* crate number (0..)
- n* station number (0..30)
- a* sub-address (0..15)
- f* function (0..7)
- d* data read out data

Returns:

void

2.4.1.2 EXTERNAL INLINE void EXPRT cam16i_q (const int *c*, const int *n*, const int *a*, const int *f*, WORD * *d*, int * *x*, int * *q*)

16 bits input with Q response.

Parameters:

- c* crate number (0..)
- n* station number (0..30)
- a* sub-address (0..15)
- f* function (0..7)
- d* data read out data

x X response (0:failed,1:success)

q Q response (0:no Q, 1: Q)

Returns:

void

Referenced by csmad(), and cssa().

2.4.1.3 EXTERNAL INLINE void EXPRT cam16i_r (const int *c*, const int *n*, const int *a*, const int *f*, WORD ** *d*, const int *r*)

Repeat 16 bits input.

Parameters:

c crate number (0..)

n station number (0..30)

a sub-address (0..15)

f function (0..7)

d data read out data

r repeat time

Returns:

void

2.4.1.4 EXTERNAL INLINE void EXPRT cam16i_rq (const int *c*, const int *n*, const int *a*, const int *f*, WORD ** *d*, const int *r*)

Repeat 16 bits input with Q stop.

Parameters:

c crate number (0..)

n station number (0..30)

a sub-address (0..15)

f function (0..7)

d pointer to data read out

r repeat time

Returns:

void

2.4.1.5 EXTERNAL INLINE void EXPRT cam16i_sa (const int *c*, const int *n*, const int *a*, const int *f*, WORD ** *d*, const int *r*)

Read the given CAMAC address and increment the sub-address by one. Repeat *r* times.

```
WORD pbkdat[4];
cam16i_sa(crate, 5, 0, 2, &pbkdat, 4);
```

equivalent to :

```
cam16i(crate, 5, 0, 2, &pbkdat[0]);
cam16i(crate, 5, 1, 2, &pbkdat[1]);
cam16i(crate, 5, 2, 2, &pbkdat[2]);
cam16i(crate, 5, 3, 2, &pbkdat[3]);
```

Parameters:

- c* crate number (0..)
- n* station number (0..30)
- a* sub-address (0..15)
- f* function (0..7)
- d* pointer to data read out
- r* number of consecutive sub-address to read

Returns:

void

2.4.1.6 EXTERNAL INLINE void EXPRT cam16i_sn (const int *c*, const int *n*, const int *a*, const int *f*, WORD ** *d*, const int *r*)

Read the given CAMAC address and increment the station number by one. Repeat *r* times.

```
WORD pbkdat[4];
cam16i_sa(crate, 5, 0, 2, &pbkdat, 4);
```

equivalent to :

```
cam16i(crate, 5, 0, 2, &pbkdat[0]);
cam16i(crate, 6, 0, 2, &pbkdat[1]);
cam16i(crate, 7, 0, 2, &pbkdat[2]);
cam16i(crate, 8, 0, 2, &pbkdat[3]);
```

Parameters:

- c* crate number (0..)

n station number (0..30)
a sub-address (0..15)
f function (0..7)
d pointer to data read out
r number of consecutive station to read

Returns:

void

2.4.1.7 EXTERNAL INLINE void EXPRT cam16o (const int *c*, const int *n*, const int *a*, const int *f*, WORD *d*)

Write data to given CAMAC address.

Parameters:

c crate number (0..)
n station number (0..30)
a sub-address (0..15)
f function (16..31)
d data to be written to CAMAC

Returns:

void

2.4.1.8 EXTERNAL INLINE void EXPRT cam16o_q (const int *c*, const int *n*, const int *a*, const int *f*, WORD *d*, int * *x*, int * *q*)

Write data to given CAMAC address with Q response.

Parameters:

c crate number (0..)
n station number (0..30)
a sub-address (0..15)
f function (16..31)
d data to be written to CAMAC
x X response (0:failed,1:success)
q Q response (0:no Q, 1: Q)

Returns:

void

Referenced by `cssa()`.**2.4.1.9 EXTERNAL INLINE void EXPRT cam16o_r (const int *c*, const int *n*, const int *a*, const int *f*, WORD * *d*, const int *r*)**Repeat write data to given CAMAC address *r* times.**Parameters:**

c crate number (0..)
n station number (0..30)
a sub-address (0..15)
f function (16..31)
d data to be written to CAMAC
r number of repeatition

Returns:

void

2.4.1.10 EXTERNAL INLINE void EXPRT cam24i (const int *c*, const int *n*, const int *a*, const int *f*, DWORD * *d*)

24 bits input.

Parameters:

c crate number (0..)
n station number (0..30)
a sub-address (0..15)
f function (0..7)
d data read out data

Returns:

void

Referenced by `read_scaler_event()`.

2.4.1.11 EXTERNAL INLINE void EXPRT cam24i_q (const int *c*, const int *n*, const int *a*, const int *f*, DWORD * *d*, int * *x*, int * *q*)

24 bits input with Q response.

Parameters:

- c* crate number (0..)
- n* station number (0..30)
- a* sub-address (0..15)
- f* function (0..7)
- d* data read out data
- x* X response (0:failed,1:success)
- q* Q response (0:no Q, 1: Q)

Returns:

void

Referenced by cfmad(), and cfsa().

2.4.1.12 EXTERNAL INLINE void EXPRT cam24i_r (const int *c*, const int *n*, const int *a*, const int *f*, DWORD ** *d*, const int *r*)

Repeat 24 bits input.

Parameters:

- c* crate number (0..)
- n* station number (0..30)
- a* sub-address (0..15)
- f* function (0..7)
- d* data read out
- r* repeat time

Returns:

void

2.4.1.13 EXTERNAL INLINE void EXPRT cam24i_rq (const int *c*, const int *n*, const int *a*, const int *f*, DWORD ** *d*, const int *r*)

Repeat 24 bits input with Q stop.

Parameters:

c crate number (0..)
n station number (0..30)
a sub-address (0..15)
f function (0..7)
d pointer to data read out
r repeat time

Returns:

void

2.4.1.14 EXTERNAL INLINE void EXPRT cam24i_sa (const int *c*, const int *n*, const int *a*, const int *f*, DWORD ** *d*, const int *r*)

Read the given CAMAC address and increment the sub-address by one. Repeat *r* times.

```
DWORD pbkdat[8];  
cam24i_sa(crate, 5, 0, 2, &pbkdat, 8);
```

equivalent to

```
cam24i(crate, 5, 0, 2, &pbkdat[0]);  
cam24i(crate, 6, 0, 2, &pbkdat[1]);  
cam24i(crate, 7, 0, 2, &pbkdat[2]);  
cam24i(crate, 8, 0, 2, &pbkdat[3]);
```

Parameters:

c crate number (0..)
n station number (0..30)
a sub-address (0..15)
f function (0..7)
d pointer to data read out
r number of consecutive sub-address to read

Returns:

void

2.4.1.15 EXTERNAL INLINE void EXPRT cam24i_sn (const int *c*, const int *n*, const int *a*, const int *f*, DWORD ** *d*, const int *r*)

Read the given CAMAC address and increment the station number by one. Repeat *r* times.

```
DWORD pbkdat[4];
cam24i_sa(crate, 5, 0, 2, &pbkdat, 4);
```

equivalent to :

```
cam24i(crate, 5, 0, 2, &pbkdat[0]);
cam24i(crate, 6, 0, 2, &pbkdat[1]);
cam24i(crate, 7, 0, 2, &pbkdat[2]);
cam24i(crate, 8, 0, 2, &pbkdat[3]);
```

Parameters:

- c* crate number (0..)
- n* station number (0..30)
- a* sub-address (0..15)
- f* function (0..7)
- d* pointer to data read out
- r* number of consecutive station to read

Returns:

void

2.4.1.16 EXTERNAL INLINE void EXPRT cam24o (const int *c*, const int *n*, const int *a*, const int *f*, DWORD *d*)

Write data to given CAMAC address.

Parameters:

- c* crate number (0..)
- n* station number (0..30)
- a* sub-address (0..15)
- f* function (16..31)
- d* data to be written to CAMAC

Returns:

void

2.4.1.17 EXTERNAL INLINE void EXPRT cam24o_q (const int *c*, const int *n*, const int *a*, const int *f*, DWORD *d*, int * *x*, int * *q*)

Write data to given CAMAC address with Q response.

Parameters:

- c* crate number (0..)
- n* station number (0..30)
- a* sub-address (0..15)
- f* function (16..31)
- d* data to be written to CAMAC
- x* X response (0:failed,1:success)
- q* Q response (0:no Q, 1: Q)

Returns:

void

Referenced by cfsa().

2.4.1.18 EXTERNAL INLINE void EXPRT cam24o_r (const int *c*, const int *n*, const int *a*, const int *f*, DWORD * *d*, const int *r*)

Repeat write data to given CAMAC address *r* times.

Parameters:

- c* crate number (0..)
- n* station number (0..30)
- a* sub-address (0..15)
- f* function (16..31)
- d* data to be written to CAMAC
- r* number of repetition

Returns:

void

2.4.1.19 EXTERNAL INLINE void EXPRT cam8i_q (const int *c*, const int *n*, const int *a*, const int *f*, BYTE * *d*, int * *x*, int * *q*)

8 bits input with Q response.

Parameters:

c crate number (0..)
n station number (0..30)
a sub-address (0..15)
f function (0..7)
d data read out data
x X response (0:failed,1:success)
q Q response (0:no Q, 1: Q)

Returns:

void

2.4.1.20 EXTERNAL INLINE void EXPRT cam8i_rq (const int *c*, const int *n*, const int *a*, const int *f*, BYTE ** *d*, const int *r*)

Repeat 8 bits input with Q stop.

Parameters:

c crate number (0..)
n station number (0..30)
a sub-address (0..15)
f function (0..7)
d pointer to data read out
r repeat time

Returns:

void

2.4.1.21 EXTERNAL INLINE void EXPRT cam8i_sa (const int *c*, const int *n*, const int *a*, const int *f*, BYTE ** *d*, const int *r*)

Read the given CAMAC address and increment the sub-address by one. Repeat *r* times.

```

BYTE pbkdat[4];
cam8i_sa(crate, 5, 0, 2, &pbkdat, 4);

```

equivalent to :

```
cam8i(crate, 5, 0, 2, &pbkdat[0]);
cam8i(crate, 5, 1, 2, &pbkdat[1]);
cam8i(crate, 5, 2, 2, &pbkdat[2]);
cam8i(crate, 5, 3, 2, &pbkdat[3]);
```

Parameters:

c crate number (0..)
n station number (0..30)
a sub-address (0..15)
f function (0..7)
d pointer to data read out
r number of consecutive sub-address to read

Returns:

void

2.4.1.22 EXTERNAL INLINE void EXPRT cam8i_sn (const int *c*, const int *n*, const int *a*, const int *f*, BYTE ** *d*, const int *r*)

Read the given CAMAC address and increment the station number by one. Repeat *r* times.

```
BYTE pbkdat[4];
cam8i_sa(crate, 5, 0, 2, &pbkdat, 4);
```

equivalent to :

```
cam8i(crate, 5, 0, 2, &pbkdat[0]);
cam8i(crate, 6, 0, 2, &pbkdat[1]);
cam8i(crate, 7, 0, 2, &pbkdat[2]);
cam8i(crate, 8, 0, 2, &pbkdat[3]);
```

Parameters:

c crate number (0..)
n station number (0..30)
a sub-address (0..15)
f function (0..7)
d pointer to data read out
r number of consecutive station to read

Returns:

void

2.4.1.23 EXTERNAL INLINE void EXPRT cam8o (const int *c*, const int *n*, const int *a*, const int *f*, BYTE *d*)

Write data to given CAMAC address.

Parameters:

- c* crate number (0..)
- n* station number (0..30)
- a* sub-address (0..15)
- f* function (16..31)
- d* data to be written to CAMAC

Returns:

void

2.4.1.24 EXTERNAL INLINE void EXPRT cam8o_q (const int *c*, const int *n*, const int *a*, const int *f*, BYTE *d*, int * *x*, int * *q*)

Write data to given CAMAC address with Q response.

Parameters:

- c* crate number (0..)
- n* station number (0..30)
- a* sub-address (0..15)
- f* function (16..31)
- d* data to be written to CAMAC
- x* X response (0:failed,1:success)
- q* Q response (0:no Q, 1: Q)

Returns:

void

2.4.1.25 EXTERNAL INLINE void EXPRT cam8o_r (const int *c*, const int *n*, const int *a*, const int *f*, BYTE * *d*, const int *r*)

Repeat write data to given CAMAC address *r* times.

Parameters:

- c* crate number (0..)

n station number (0..30)
a sub-address (0..15)
f function (16..31)
d data to be written to CAMAC
r number of repetition

Returns:

void

2.4.1.26 EXTERNAL INLINE void EXPRT cam_crate_clear (const int *c*)

Issue CLEAR to crate.

Parameters:

c crate number (0..)

Returns:

void

Referenced by cccc(), and frontend_init().

2.4.1.27 EXTERNAL INLINE void EXPRT cam_crate_zinit (const int *c*)

Issue Z to crate.

Parameters:

c crate number (0..)

Returns:

void

Referenced by cccz(), and frontend_init().

2.4.1.28 EXTERNAL INLINE void EXPRT cam_exit (void)

Close CAMAC accesss.

2.4.1.29 EXTERNAL INLINE void EXPRT cam_inhibit_clear (const int *c*)

Clear Crate inhibit.

Parameters:

c crate number (0..)

Returns:

void

Referenced by ccci().

2.4.1.30 EXTERNAL INLINE void EXPRT cam_inhibit_set (const int *c*)

Set Crate inhibit.

Parameters:

c crate number (0..)

Returns:

void

Referenced by ccci().

2.4.1.31 EXTERNAL INLINE int EXPRT cam_inhibit_test (const int *c*)

Test Crate Inhibit.

Parameters:

c crate number (0..)

Returns:

1 for set, 0 for cleared

Referenced by ctci().

2.4.1.32 EXTERNAL INLINE int EXPRT cam_init (void)

Initialize CAMAC access.

Returns:

1: success

Referenced by ccinit(), fccinit(), and frontend_init().

2.4.1.33 EXTERNAL INLINE int EXPRT cam_init_rpc (char * *host_name*, char * *exp_name*, char * *fe_name*, char * *client_name*, char * *rpc_server*)

Initialize CAMAC access for rpc calls

For ~~intermediate~~ users only.

host_name Midas host to contact
exp_name Midas experiment to contact
fe_name frontend application name to contact
client_name RPC host name
rpc_server RPC server name

Returns:

1: success

**2.4.1.34 EXTERNAL INLINE void EXPRT cam_interrupt_attach (const int *c*,
const int *n*, void(*) (void) *isr*)**

Attach service routine to LAM of specific crate and station.

Parameters:

c crate number (0..)
n station number
(**isr*) Function pointer to attach to the LAM

Returns:

void

Referenced by cclnk().

**2.4.1.35 EXTERNAL INLINE void EXPRT cam_interrupt_detach (const int *c*,
const int *n*)**

Detach service routine from LAM.

Parameters:

c crate number (0..)
n station number

Returns:

void

Referenced by cculk().

2.4.1.36 EXTERNAL INLINE void EXPRT cam_interrupt_disable (const int *c*)

Disables interrupts in specific crate

Parameters:

c crate number (0..)

Returns:

void

Referenced by cccd().

2.4.1.37 EXTERNAL INLINE void EXPRT cam_interrupt_enable (const int *c*)

Enable interrupts in specific crate

Parameters:

c crate number (0..)

Returns:

void

Referenced by cccd(), and ccrgl().

2.4.1.38 EXTERNAL INLINE int EXPRT cam_interrupt_test (const int *c*)

Test Crate Interrupt.

Parameters:

c crate number (0..)

Returns:

1 for set, 0 for cleared

Referenced by ctcd().

2.4.1.39 EXTERNAL INLINE void EXPRT cam_lam_clear (const int *c*, const int *n*)

Clear the LAM register of the crate controller. It doesn't clear the LAM of the particular station.

Parameters:

c crate number (0..)

n LAM station

Returns:

void

Referenced by cclnk(), ccrgl(), and read_trigger_event().

2.4.1.40 EXTERNAL INLINE void EXPRT cam_lam_disable (const int *c*, const int *n*)

Disable LAM generation for given station to the Crate controller. It doesn't disable the LAM of the actual station itself.

Parameters:

c crate number (0..)

n LAM station

Returns:

void

2.4.1.41 EXTERNAL INLINE void EXPRT cam_lam_enable (const int *c*, const int *n*)

Enable LAM generation for given station to the Crate controller. It doesn't enable the LAM of the actual station itself.

Parameters:

c crate number (0..)

n LAM station

Returns:

void

Referenced by cclnk(), ccrgl(), and frontend_init().

2.4.1.42 EXTERNAL void cam_lam_read (const int *c*, DWORD * *lam*)

Reads in *lam* the lam pattern of the entire crate.

Parameters:

c crate number (0..)

lam LAM pattern of the crate

Returns:

void

Referenced by ctgl(), and poll_event().

2.4.1.43 EXTERNAL INLINE int EXPRT cam_lam_wait (int * *c*, DWORD * *n*, const int *millisec*)

Wait for a LAM to occur with a certain timeout. Return crate and station if LAM occurs.

Parameters:*c* crate number (0..)*n* LAM station*millisec* If there is no LAM after this timeout, the routine returns**Returns:**

1 if LAM occurred, 0 else

2.4.1.44 EXTERNAL INLINE void EXPRT camc (const int *c*, const int *n*, const int *a*, const int *f*)

CAMAC command (no data).

Parameters:*c* crate number (0..)*n* station number (0..30)*a* sub-address (0..15)*f* function (8..15, 24..31)**Returns:**

void

Referenced by cclc(), cclm(), frontend_init(), and read_trigger_event().

2.4.1.45 EXTERNAL INLINE int EXPRT camc_chk (const int *c*)

Crate presence check.

Parameters:*c* crate number (0..)

Returns:

0:Success, -1:No CAMAC response

2.4.1.46 EXTERNAL INLINE void EXPRT camc_q (const int *c*, const int *n*, const int *a*, const int *f*, int * *q*)

CAMAC command with Q response (no data).

Parameters:

c crate number (0..)
n station number (0..30)
a sub-address (0..15)
f function (8..15, 24..31)
q Q response (0:no Q, 1:Q)

Returns:

void

Referenced by cfsa(), cssa(), ctm(), and read_trigger_event().

2.4.1.47 EXTERNAL INLINE void EXPRT camc_sa (const int *c*, const int *n*, const int *a*, const int *f*, const int *r*)

Scan CAMAC command on sub-address.

Parameters:

c crate number (0..)
n station number (0..30)
a sub-address (0..15)
f function (8..15, 24..31)
r number of consecutive sub-address to read

Returns:

void

2.4.1.48 `EXTERNAL INLINE void EXPRT came_sn (const int c, const int n, const int a, const int f, const int r)`

Scan CAMAC command on station.

Parameters:

- c* crate number (0..)
- n* station number (0..30)
- a* sub-address (0..15)
- f* function (8..15, 24..31)
- r* number of consecutive station to read

Returns:

void

2.4.1.49 `EXTERNAL INLINE void EXPRT cami (const int c, const int n, const int a, const int f, WORD * d)`

Same as [cam16i\(\)](#)

2.4.1.50 `EXTERNAL INLINE void EXPRT camo (const int c, const int n, const int a, const int f, WORD d)`

Same as [cam16o\(\)](#)

Referenced by `frontend_init()`, and `read_trigger_event()`.

2.4.1.51 `EXTERNAL INLINE void EXPRT camop ()`

Definition at line 744 of file `mcstd.h`.

2.5 The midas.h & midas.c

Modules

- group [Midas Define](#)
- group [Midas Macros](#)
- group [Midas Error definition](#)
- group [Midas Structure Declaration](#)
- group [Midas Message Functions \(msg_XXX\)](#)
- group [Midas Common Functions \(cm_XXX\)](#)
- group [Midas Buffer Manager Functions \(bm_XXX\)](#)

- group [Midas RPC Functions \(rpc_xxx\)](#)
- group [Midas Bank Functions \(bk_xxx\)](#)
- group [Midas History Functions \(hs_xxx\)](#)
- group [Midas Elog Functions \(el_xxx\)](#)
- group [Midas Alarm Functions \(al_xxx\)](#)
- group [Midas Dual Buffer Memory Functions \(dm_xxx\)](#)
- group [Midas Ring Buffer Functions \(rb_xxx\)](#)

Defines

- `#define TAPE_BUFFER_SIZE 0x8000`
- `#define NET_TCP_SIZE 0xFFFF`
- `#define OPT_TCP_SIZE 8192`
- `#define NET_UDP_SIZE 8192`
- `#define MAX_EVENT_SIZE 0x400000`
- `#define EVENT_BUFFER_NAME "SYSTEM"`
- `#define DEFAULT_ODB_SIZE 0x100000`
- `#define NAME_LENGTH 32`
- `#define HOST_NAME_LENGTH 256`
- `#define MAX_CLIENTS 64`
- `#define MAX_EVENT_REQUESTS 10`
- `#define MAX_OPEN_RECORDS 256`
- `#define MAX_ODB_PATH 256`
- `#define MAX_EXPERIMENT 32`
- `#define BANKLIST_MAX 64`
- `#define STRING_BANKLIST_MAX BANKLIST_MAX * 4`
- `#define DEFAULT_RPC_TIMEOUT 10000`
- `#define DEFAULT_WATCHDOG_TIMEOUT 10000`
- `#define CH_BS 8`
- `#define LAM_SOURCE(c, s) (c < 24 | ((s) & 0xFFFFF))`
- `#define LAM_STATION(s) (1 < (s-1))`
- `#define LAM_SOURCE_CRATE(c) (c > 24)`
- `#define LAM_SOURCE_STATION(s) ((s) & 0xFFFFF)`
- `#define CNAF 0x1`
- `#define ANA_CONTINUE 1`

Variables

- `HNDLE _hKeyClient = 0`

2.5.1 Define Documentation

2.5.1.1 #define ANA_CONTINUE 1

dox*****

Definition at line 733 of file midas.h.

2.5.1.2 #define ANA_SKIP 0

Definition at line 734 of file midas.h.

2.5.1.3 #define BANKLIST_MAX 64

max # of banks in event

Definition at line 226 of file midas.h.

Referenced by bk_list().

2.5.1.4 #define CH_BS 8

special characters

Definition at line 367 of file midas.h.

2.5.1.5 #define CH_CR 13

Definition at line 369 of file midas.h.

2.5.1.6 #define CH_DELETE (CH_EXT+2)

Definition at line 375 of file midas.h.

2.5.1.7 #define CH_DOWN (CH_EXT+7)

Definition at line 380 of file midas.h.

2.5.1.8 #define CH_END (CH_EXT+3)

Definition at line 376 of file midas.h.

2.5.1.9 #define CH_EXT 0x100

Definition at line 371 of file midas.h.

2.5.1.10 #define CH_HOME (CH_EXT+0)

Definition at line 373 of file midas.h.

2.5.1.11 #define CH_INSERT (CH_EXT+1)

Definition at line 374 of file midas.h.

2.5.1.12 #define CH_LEFT (CH_EXT+9)

Definition at line 382 of file midas.h.

2.5.1.13 #define CH_PDOWN (CH_EXT+5)

Definition at line 378 of file midas.h.

2.5.1.14 #define CH_PUP (CH_EXT+4)

Definition at line 377 of file midas.h.

2.5.1.15 #define CH_RIGHT (CH_EXT+8)

Definition at line 381 of file midas.h.

2.5.1.16 #define CH_TAB 9

Definition at line 368 of file midas.h.

2.5.1.17 #define CH_UP (CH_EXT+6)

Definition at line 379 of file midas.h.

2.5.1.18 #define CNAF 0x1

CNAF commands

Definition at line 412 of file midas.h.

2.5.1.19 #define CNAF_CRATE_CLEAR 0x102

Definition at line 417 of file midas.h.

2.5.1.20 #define CNAF_CRATE_ZINIT 0x103

Definition at line 418 of file midas.h.

2.5.1.21 #define CNAF_INHIBIT_CLEAR 0x101

Definition at line 416 of file midas.h.

2.5.1.22 #define CNAF_INHIBIT_SET 0x100

Definition at line 415 of file midas.h.

2.5.1.23 #define CNAF_nQ 0x2

Definition at line 413 of file midas.h.

2.5.1.24 #define CNAF_TEST 0x110

Definition at line 419 of file midas.h.

2.5.1.25 #define DATABASE_VERSION 2

Definition at line 41 of file midas.h.

Referenced by db_open_database().

2.5.1.26 #define DEFAULT_ODB_SIZE 0x100000

online database 1M

Definition at line 217 of file midas.h.

Referenced by cm_connect_experiment(), and main().

2.5.1.27 #define DEFAULT_RPC_TIMEOUT 10000

Timeouts [ms]

Definition at line 234 of file midas.h.

2.5.1.28 #define DEFAULT_WATCHDOG_TIMEOUT 10000

Watchdog

Definition at line 237 of file midas.h.

Referenced by cm_connect_experiment().

2.5.1.29 #define EVENT_BUFFER_NAME "SYSTEM"

buffer name for commands

Definition at line 216 of file midas.h.

2.5.1.30 #define HOST_NAME_LENGTH 256

length of TCP/IP names

Definition at line 220 of file midas.h.

Referenced by cm_set_client_info().

2.5.1.31 **#define LAM_SOURCE(c, s) (c<<24 | ((s) & 0xFFFFF))**

Code the LAM crate and LAM station into a bitwise register.

Parameters:

c Crate number

s Slot number

Definition at line 390 of file midas.h.

2.5.1.32 **#define LAM_SOURCE_CRATE(c) (c>>24)**

Convert the coded LAM crate to Crate number.

Parameters:

c coded crate

Definition at line 402 of file midas.h.

Referenced by poll_event().

2.5.1.33 **#define LAM_SOURCE_STATION(s) ((s) & 0xFFFFF)**

Convert the coded LAM station to Station number.

Parameters:

s Slot number

Definition at line 408 of file midas.h.

Referenced by poll_event().

2.5.1.34 **#define LAM_STATION(s) (1<<(s-1))**

Code the Station number bitwise for the LAM source.

Parameters:

s Slot number

Definition at line 396 of file midas.h.

2.5.1.35 #define MAX_CLIENTS 64

client processes per buf/db

Definition at line 221 of file midas.h.

Referenced by `bm_close_buffer()`, `cm_cleanup()`, and `db_close_database()`.

2.5.1.36 #define MAX_EVENT_REQUESTS 10

event requests per client

Definition at line 222 of file midas.h.

Referenced by `bm_remove_event_request()`.

2.5.1.37 #define MAX_EVENT_SIZE 0x400000

maximum event size 4MB

Definition at line 215 of file midas.h.

Referenced by `bm_send_event()`, `main()`, `register_equipment()`, `rpc_send_event()`, and `source_booking()`.

2.5.1.38 #define MAX_EXPERIMENT 32

number of different exp.

Definition at line 225 of file midas.h.

Referenced by `cm_connect_experiment1()`, and `cm_list_experiments()`.

2.5.1.39 #define MAX_ODB_PATH 256

length of path in ODB

Definition at line 224 of file midas.h.

2.5.1.40 #define MAX_OPEN_RECORDS 256

number of open DB records

Definition at line 223 of file midas.h.

2.5.1.41 #define MIDAS_TCP_PORT 1175

Definition at line 230 of file midas.h.

Referenced by `cm_list_experiments()`.

2.5.1.42 #define MIDAS_VERSION "2.0.0"

Definition at line 44 of file midas.h.

2.5.1.43 #define NAME_LENGTH 32

length of names, mult.of 8!

Definition at line 219 of file midas.h.

Referenced by `cm_connect_experiment1()`, and `cm_set_client_info()`.

2.5.1.44 #define NET_TCP_SIZE 0xFFFF

maximum TCP transfer size

Definition at line 211 of file midas.h.

Referenced by `rpc_send_event()`, and `scheduler()`.

2.5.1.45 #define NET_UDP_SIZE 8192

maximum UDP transfer

Definition at line 213 of file midas.h.

2.5.1.46 #define OPT_TCP_SIZE 8192

optimal TCP buffer size

Definition at line 212 of file midas.h.

2.5.1.47 #define STRING_BANKLIST_MAX BANKLIST_MAX * 4

for `bk_list()`

Definition at line 227 of file midas.h.

2.5.1.48 #define TAPE_BUFFER_SIZE 0x8000

buffer size for taping data

Definition at line 209 of file midas.h.

2.5.1.49 #define WATCHDOG_INTERVAL 1000

Definition at line 235 of file midas.h.

Referenced by `cm_set_client_info()`, and `cm_set_watchdog_params()`.

2.5.2 Variable Documentation

2.5.2.1 INT `_call_watchdog` = TRUE [static]

Definition at line 1029 of file midas.c.

Referenced by `cm_set_watchdog_params()`.

2.5.2.2 char `_client_name`[NAME_LENGTH] [static]

Definition at line 1027 of file midas.c.

2.5.2.3 HANDLE `_hDB` = 0 [static]

Definition at line 1026 of file midas.c.

Referenced by `cm_set_experiment_database()`.

2.5.2.4 HANDLE `_hKeyClient` = 0 [static]

dox*****

Definition at line 1025 of file midas.c.

Referenced by `cm_set_experiment_database()`.

2.5.2.5 INT `_mutex_alarm`

Definition at line 1031 of file midas.c.

Referenced by `db_close_database()`.

2.5.2.6 INT `_mutex_eelog`

Definition at line 1031 of file midas.c.

Referenced by `db_close_database()`.

2.5.2.7 char `_path_name`[MAX_STRING_LENGTH] [static]

Definition at line 1028 of file midas.c.

Referenced by `cm_get_path()`, and `cm_set_path()`.

2.5.2.8 `INT _watchdog_timeout = DEFAULT_WATCHDOG_TIMEOUT`
`[static]`

Definition at line 1030 of file midas.c.

Referenced by `cm_set_watchdog_params()`.

2.6 Midas Define

Defines

- `#define STATE_STOPPED 1`
- `#define STATE_PAUSED 2`
- `#define STATE_RUNNING 3`
- `#define FORMAT_MIDAS 1`
- `#define FORMAT_YBOS 2`
- `#define FORMAT_ASCII 3`
- `#define FORMAT_FIXED 4`
- `#define FORMAT_DUMP 5`
- `#define FORMAT_HBOOK 6`
- `#define FORMAT_ROOT 7`
- `#define GET_ALL (1<<0)`
- `#define GET_SOME (1<<1)`
- `#define GET_FARM (1<<2)`
- `#define TID_BYTE 1`
- `#define TID_SBYTE 2`
- `#define TID_CHAR 3`
- `#define TID_WORD 4`
- `#define TID_SHORT 5`
- `#define TID_DWORD 6`
- `#define TID_INT 7`
- `#define TID_BOOL 8`
- `#define TID_FLOAT 9`
- `#define TID_DOUBLE 10`
- `#define TID_BITFIELD 11`
- `#define TID_STRING 12`
- `#define TID_ARRAY 13`
- `#define TID_STRUCT 14`
- `#define TID_KEY 15`
- `#define TID_LINK 16`
- `#define TID_LAST 17`
- `#define SYNC 0`
- `#define MODE_READ (1<<0)`
- `#define RPC_ETIMEOUT 1`

- #define [WF_WATCH_ME](#) (1<<0)
- #define [TR_START](#) (1<<0)
- #define [TR_STOP](#) (1<<1)
- #define [TR_PAUSE](#) (1<<2)
- #define [TR_RESUME](#) (1<<3)
- #define [EQ_PERIODIC](#) (1<<0)
- #define [EQ_POLLED](#) (1<<1)
- #define [EQ_INTERRUPT](#) (1<<2)
- #define [EQ_MULTITHREAD](#) (1<<3)
- #define [EQ_SLOW](#) (1<<4)
- #define [EQ_MANUAL_TRIG](#) (1<<5)
- #define [EQ_FRAGMENTED](#) (1<<6)
- #define [EQ_EB](#) (1<<7)
- #define [RO_RUNNING](#) (1<<0)
- #define [RO_STOPPED](#) (1<<1)
- #define [RO_PAUSED](#) (1<<2)
- #define [RO_BOR](#) (1<<3)
- #define [RO_EOR](#) (1<<4)
- #define [RO_PAUSE](#) (1<<5)
- #define [RO_RESUME](#) (1<<6)
- #define [RO_TRANSITIONS](#) (RO_BOR|RO_EOR|RO_PAUSE|RO_RESUME)
- #define [RO_ALWAYS](#) (0xFF)
- #define [RO_ODB](#) (1<<8)
- #define [MT_ERROR](#) (1<<0)
- #define [MT_INFO](#) (1<<1)
- #define [MT_DEBUG](#) (1<<2)
- #define [MT_USER](#) (1<<3)
- #define [MT_LOG](#) (1<<4)
- #define [MT_TALK](#) (1<<5)
- #define [MT_CALL](#) (1<<6)
- #define [MT_ALL](#) 0xFF
- #define [MERROR](#) MT_ERROR, __FILE__, __LINE__
- #define [MINFO](#) MT_INFO, __FILE__, __LINE__
- #define [MDEBUG](#) MT_DEBUG, __FILE__, __LINE__
- #define [MUSER](#) MT_USER, __FILE__, __LINE__
- #define [MLOG](#) MT_LOG, __FILE__, __LINE__
- #define [MTALK](#) MT_TALK, __FILE__, __LINE__
- #define [MCALL](#) MT_CALL, __FILE__, __LINE__

2.6.1 Define Documentation

2.6.1.1 #define ASYNC 1

Definition at line 294 of file midas.h.

Referenced by bm_receive_event(), handFlush(), scan_fragment(), scheduler(), and source_scan().

2.6.1.2 #define EQ_EB (1<<7)

Event run through the event builder

Definition at line 344 of file midas.h.

2.6.1.3 #define EQ_FRAGMENTED (1<<6)

Fragmented Event

Definition at line 343 of file midas.h.

2.6.1.4 #define EQ_INTERRUPT (1<<2)

Interrupt Event

Definition at line 339 of file midas.h.

Referenced by scheduler().

2.6.1.5 #define EQ_MANUAL_TRIG (1<<5)

Manual triggered Event

Definition at line 342 of file midas.h.

2.6.1.6 #define EQ_MULTITHREAD (1<<3)

Multithread Event readout

Definition at line 340 of file midas.h.

Referenced by tr_stop().

2.6.1.7 #define EQ_PERIODIC (1<<0)

Periodic Event

Definition at line 337 of file midas.h.

2.6.1.8 #define EQ_POLLED (1<<1)

Polling Event

Definition at line 338 of file midas.h.

Referenced by register_equipment().

2.6.1.9 #define EQ_SLOW (1<<4)

Slow Control Event

Definition at line 341 of file midas.h.

Referenced by scheduler().

2.6.1.10 #define EVENTID_ALL -1

Definition at line 458 of file midas.h.

Referenced by bm_match_event(), and cm_msg_register().

2.6.1.11 #define FORMAT_ASCII 3

ASCII format

Definition at line 258 of file midas.h.

2.6.1.12 #define FORMAT_DUMP 5

Dump (detailed ASCII) format

Definition at line 260 of file midas.h.

2.6.1.13 #define FORMAT_FIXED 4

Fixed length binary records

Definition at line 259 of file midas.h.

2.6.1.14 #define FORMAT_HBOOK 6

CERN hbook (rz) format

Definition at line 261 of file midas.h.

2.6.1.15 #define FORMAT_MIDAS 1

MIDAS banks

Definition at line 256 of file midas.h.

Referenced by source_scan().

2.6.1.16 #define FORMAT_ROOT 7

CERN ROOT format

Definition at line 262 of file midas.h.

2.6.1.17 #define FORMAT_YBOS 2

YBOS banks

Definition at line 257 of file midas.h.

Referenced by source_scan().

2.6.1.18 #define GET_ALL (1<<0)

get all events (consume)

Definition at line 266 of file midas.h.

Referenced by source_booking().

2.6.1.19 #define GET_FARM (1<<2)

distribute events over several clients (farming)

Definition at line 268 of file midas.h.

2.6.1.20 #define GET_SOME (1<<1)

get as much as possible (sampling)

Definition at line 267 of file midas.h.

Referenced by cm_msg_register().

2.6.1.21 #define MCALL MT_CALL, __FILE__, __LINE__

info message for telephone call

Definition at line 478 of file midas.h.

2.6.1.22 #define MDEBUG MT_DEBUG, __FILE__, __LINE__

•

Definition at line 474 of file midas.h.

Referenced by `bm_flush_cache()`, `bm_push_event()`, `bm_receive_event()`, `bm_send_event()`, `bm_update_read_pointer()`, `bm_wait_for_free_space()`, `bm_wakeup_producers()`, and `cm_transition()`.

2.6.1.23 `#define MERROR MT_ERROR, __FILE__, __LINE__`

•

Definition at line 472 of file `midas.h`.

Referenced by `al_trigger_alarm()`, `analyzer_init()`, `bm_close_buffer()`, `bm_copy_from_cache()`, `bm_flush_cache()`, `bm_open_buffer()`, `bm_push_event()`, `bm_receive_event()`, `bm_remove_event_request()`, `bm_request_event()`, `bm_send_event()`, `bm_set_cache_size()`, `bm_skip_event()`, `bm_validate_client_index()`, `bm_wait_for_free_space()`, `cm_check_client()`, `cm_check_deferred_transition()`, `cm_cleanup()`, `cm_connect_experiment1()`, `cm_deregister_transition()`, `cm_get_watchdog_info()`, `cm_list_experiments()`, `cm_register_deferred_transition()`, `cm_register_transition()`, `cm_set_client_info()`, `cm_set_transition_sequence()`, `cm_shutdown()`, `cm_transition()`, `db_check_record()`, `db_close_database()`, `db_copy()`, `db_copy_xml()`, `db_create_key()`, `db_create_link()`, `db_create_record()`, `db_delete_key1()`, `db_enum_key()`, `db_find_key()`, `db_get_data()`, `db_get_data_index()`, `db_get_key()`, `db_get_key_info()`, `db_get_key_time()`, `db_get_record()`, `db_get_value()`, `db_load()`, `db_lock_database()`, `db_open_database()`, `db_open_record()`, `db_paste()`, `db_paste_node()`, `db_protect_database()`, `db_save()`, `db_save_struct()`, `db_save_xml()`, `db_save_xml_key()`, `db_set_data()`, `db_set_data_index()`, `db_set_record()`, `db_set_value()`, `db_unlock_database()`, `dm_buffer_create()`, `el_submit()`, `handFlush()`, `load_fragment()`, `main()`, `readout_thread()`, `receive_trigger_event()`, `register_equipment()`, `rpc_flush_event()`, `rpc_register_functions()`, `rpc_send_event()`, `rpc_set_option()`, `scan_fragment()`, `scheduler()`, `send_event()`, `source_booking()`, `source_scan()`, `source_unbooking()`, `tr_start()`, `tr_stop()`, and `update_odb()`.

2.6.1.24 `#define MINFO MT_INFO, __FILE__, __LINE__`

•

Definition at line 473 of file `midas.h`.

Referenced by `bk_list()`, `bm_validate_client_pointers()`, `close_buffers()`, `cm_check_client()`, `cm_cleanup()`, `cm_connect_experiment1()`, `cm_disconnect_experiment()`, `cm_set_client_info()`, `cm_shutdown()`, `cm_transition()`, `load_fragment()`, `register_equipment()`, `tr_start()`, and `ybk_list()`.

2.6.1.25 `#define MLOG MT_LOG, __FILE__, __LINE__`

info message which is only logged

Definition at line 476 of file midas.h.

2.6.1.26 **#define MODE_ALLOC (1<<7)**

Definition at line 302 of file midas.h.

Referenced by db_open_record().

2.6.1.27 **#define MODE_DELETE (1<<2)**

Definition at line 300 of file midas.h.

Referenced by cm_delete_client_info(), cm_deregister_transition(), cm_register_transition(), cm_set_client_info(), and cm_transition().

2.6.1.28 **#define MODE_EXCLUSIVE (1<<3)**

Definition at line 301 of file midas.h.

Referenced by cm_cleanup(), and db_open_database().

2.6.1.29 **#define MODE_READ (1<<0)**

Access modes

Definition at line 298 of file midas.h.

Referenced by analyzer_init(), cm_delete_client_info(), cm_deregister_transition(), cm_register_deferred_transition(), cm_register_transition(), cm_set_client_info(), cm_set_transition_sequence(), cm_set_watchdog_params(), cm_transition(), db_create_key(), db_open_database(), db_open_record(), and register_equipment().

2.6.1.30 **#define MODE_WRITE (1<<1)**

Definition at line 299 of file midas.h.

Referenced by cm_cleanup(), cm_delete_client_info(), cm_deregister_transition(), cm_register_deferred_transition(), cm_register_transition(), cm_set_client_info(), cm_set_transition_sequence(), cm_set_watchdog_params(), cm_transition(), db_create_key(), db_open_database(), and register_equipment().

2.6.1.31 **#define MT_ALL 0xFF**

•

Definition at line 470 of file midas.h.

Referenced by `cm_connect_experiment1()`, and `main()`.

2.6.1.32 **#define MT_CALL (1<<6)**

-

Definition at line 469 of file midas.h.

2.6.1.33 **#define MT_DEBUG (1<<2)**

-

Definition at line 465 of file midas.h.

2.6.1.34 **#define MT_ERROR (1<<0)**

-

Definition at line 463 of file midas.h.

2.6.1.35 **#define MT_INFO (1<<1)**

-

Definition at line 464 of file midas.h.

2.6.1.36 **#define MT_LOG (1<<4)**

-

Definition at line 467 of file midas.h.

2.6.1.37 **#define MT_TALK (1<<5)**

-

Definition at line 468 of file midas.h.

2.6.1.38 #define MT_USER (1<<3)

-

Definition at line 466 of file midas.h.

2.6.1.39 #define MTALK MT_TALK, __FILE__, __LINE__

info message for speech system

Definition at line 477 of file midas.h.

Referenced by scan_fragment(), and scheduler().

2.6.1.40 #define MUSER MT_USER, __FILE__, __LINE__

produced by interactive user

Definition at line 475 of file midas.h.

2.6.1.41 #define RO_ALWAYS (0xFF)

Always (independent of the run status)

Definition at line 358 of file midas.h.

2.6.1.42 #define RO_BOR (1<<3)

At the Begin of run

Definition at line 352 of file midas.h.

2.6.1.43 #define RO_EOR (1<<4)

At the End of run

Definition at line 353 of file midas.h.

2.6.1.44 #define RO_ODB (1<<8)

Submit data to ODB only

Definition at line 360 of file midas.h.

Referenced by scheduler().

2.6.1.45 #define RO_PAUSE (1<<5)

Before pausing the run

Definition at line 354 of file midas.h.

2.6.1.46 #define RO_PAUSED (1<<2)

???

Definition at line 351 of file midas.h.

2.6.1.47 #define RO_RESUME (1<<6)

Before resuming the run

Definition at line 355 of file midas.h.

2.6.1.48 #define RO_RUNNING (1<<0)

While running

Definition at line 349 of file midas.h.

2.6.1.49 #define RO_STOPPED (1<<1)

Before stopping the run

Definition at line 350 of file midas.h.

2.6.1.50 #define RO_TRANSITIONS (RO_BOR|RO_EOR|RO_PAUSE|RO_RESUME)

At all transitions

Definition at line 357 of file midas.h.

2.6.1.51 #define RPC_CLIENT_HANDLE 9

Definition at line 314 of file midas.h.

Referenced by cm_get_experiment_database(), and cm_set_client_info().

2.6.1.52 #define RPC_CONVERT_FLAGS 7

Definition at line 312 of file midas.h.

Referenced by bm_receive_event(), db_get_record(), db_set_record(), and db_update_record().

2.6.1.53 #define RPC_FTCP 1

Definition at line 320 of file midas.h.

Referenced by cm_transition(), db_send_changed_records(), and scheduler().

2.6.1.54 #define RPC_NODELAY 12

Definition at line 317 of file midas.h.

Referenced by rpc_set_option().

2.6.1.55 #define RPC_OCONVERT_FLAG 3

Definition at line 308 of file midas.h.

2.6.1.56 #define RPC_ODB_HANDLE 8

Definition at line 313 of file midas.h.

Referenced by cm_get_experiment_database(), and cm_set_client_info().

2.6.1.57 #define RPC_OHW_TYPE 4

Definition at line 309 of file midas.h.

Referenced by cm_connect_experiment1().

2.6.1.58 #define RPC_OSERVER_NAME 6

Definition at line 311 of file midas.h.

2.6.1.59 #define RPC_OSERVER_TYPE 5

Definition at line 310 of file midas.h.

Referenced by bm_check_buffers(), bm_close_buffer(), bm_empty_buffers(), bm_open_buffer(), bm_receive_event(), cm_disconnect_experiment(), cm_set_watchdog_params(), db_close_database(), db_get_record(), db_open_database(), and db_set_record().

2.6.1.60 #define RPC_OTIMEOUT 1

RPC options

Definition at line 306 of file midas.h.

Referenced by bm_receive_event(), cm_transition(), main(), and rpc_set_option().

2.6.1.61 #define RPC_OTRANSPORT 2

Definition at line 307 of file midas.h.

Referenced by cm_transition(), db_send_changed_records(), rpc_set_option(), scheduler(), and update_odb().

2.6.1.62 #define RPC_SEND_SOCKET 10

Definition at line 315 of file midas.h.

2.6.1.63 #define RPC_TCP 0

Definition at line 319 of file midas.h.

Referenced by cm_transition(), db_send_changed_records(), scheduler(), and update_odb().

2.6.1.64 #define RPC_WATCHDOG_TIMEOUT 11

Definition at line 316 of file midas.h.

Referenced by cm_set_watchdog_params().

2.6.1.65 #define STATE_PAUSED 2

MIDAS run paused

Definition at line 251 of file midas.h.

Referenced by scan_fragment(), and scheduler().

2.6.1.66 #define STATE_RUNNING 3

MIDAS run running

Definition at line 252 of file midas.h.

Referenced by display(), scan_fragment(), and scheduler().

2.6.1.67 #define STATE_STOPPED 1

MIDAS run stopped

Definition at line 250 of file midas.h.

Referenced by display(), scan_fragment(), and scheduler().

2.6.1.68 #define SYNC 0

Synchronous / Asynchronous flags

Definition at line 293 of file midas.h.

Referenced by close_buffers(), cm_check_deferred_transition(), cm_msg(), cm_msg1(), receive_trigger_event(), scheduler(), send_event(), source_scan(), and tr_stop().

2.6.1.69 #define TID_ARRAY 13

array with unknown contents

Definition at line 285 of file midas.h.

2.6.1.70 #define TID_BITFIELD 11

32 Bits Bitfield 0 111... (32)

Definition at line 283 of file midas.h.

Referenced by db_sprintf().

2.6.1.71 #define TID_BOOL 8

four bytes bool 0 1

Definition at line 280 of file midas.h.

Referenced by al_trigger_alarm(), ana_end_of_run(), bk_swap(), db_sprintf(), scheduler(), and tr_start().

2.6.1.72 #define TID_BYTE 1

unsigned byte 0 255

Definition at line 273 of file midas.h.

Referenced by db_sprintf().

2.6.1.73 #define TID_CHAR 3

single character 0 255

Definition at line 275 of file midas.h.

Referenced by db_sprintf().

2.6.1.74 #define TID_DOUBLE 10

8 Byte float format

Definition at line 282 of file midas.h.

Referenced by ana_end_of_run(), bk_swap(), db_sprintf(), register_equipment(), and scaler_accum().

2.6.1.75 #define TID_DWORD 6

four bytes $0 \cdot 2^{32-1}$

Definition at line 278 of file midas.h.

Referenced by bk_swap(), bm_convert_event_header(), bm_open_buffer(), cm_transition(), db_sprintf(), db_update_record(), eb_user(), and read_scaler_event().

2.6.1.76 #define TID_FLOAT 9

4 Byte float format

Definition at line 281 of file midas.h.

Referenced by adc_calib(), bk_swap(), and db_sprintf().

2.6.1.77 #define TID_INT 7

signed dword $-2^{31} \cdot 2^{31-1}$

Definition at line 279 of file midas.h.

Referenced by al_trigger_alarm(), bk_swap(), cm_connect_client(), cm_connect_experiment1(), cm_delete_client_info(), cm_register_deferred_transition(), cm_register_transition(), cm_set_client_info(), cm_set_transition_sequence(), cm_set_watchdog_params(), cm_shutdown(), cm_transition(), db_sprintf(), el_submit(), load_fragment(), main(), register_equipment(), scheduler(), and tr_start().

2.6.1.78 #define TID_KEY 15

key in online database

Definition at line 287 of file midas.h.

Referenced by db_create_record(), db_delete_key1(), db_paste_node(), and register_equipment().

2.6.1.79 #define TID_LAST 17

end of TID list indicator

Definition at line 289 of file midas.h.

2.6.1.80 #define TID_LINK 16

link in online database

Definition at line 288 of file midas.h.

Referenced by db_create_key(), db_create_link(), db_delete_key1(), db_set_value(), and db_sprintf().

2.6.1.81 #define TID_SBYTE 2

signed byte -128 127

Definition at line 274 of file midas.h.

Referenced by db_sprintf().

2.6.1.82 #define TID_SHORT 5

signed word -32768 32767

Definition at line 277 of file midas.h.

Referenced by bk_swap(), bm_convert_event_header(), and db_sprintf().

2.6.1.83 #define TID_STRING 12

zero terminated string

Definition at line 284 of file midas.h.

Referenced by al_trigger_alarm(), ana_end_of_run(), cm_check_client(), cm_connect_client(), cm_connect_experiment1(), cm_exist(), cm_get_client_info(), cm_msg_log(), cm_msg_log1(), cm_msg_retrieve(), cm_set_client_info(), cm_shutdown(), cm_transition(), db_check_record(), db_copy(), db_create_key(), db_get_value(), db_paste(), db_paste_node(), db_save_xml_key(), db_set_data_index(), db_set_value(), db_sprintf(), el_submit(), load_fragment(), logger_root(), tr_start(), and update_odb().

2.6.1.84 #define TID_STRUCT 14

structure with fixed length

Definition at line 286 of file midas.h.

Referenced by adc_summing(), and bk_close().

2.6.1.85 #define TID_WORD 4

two bytes 0 65535

Definition at line 276 of file midas.h.

Referenced by `bk_swap()`, `db_sprintf()`, `load_fragment()`, `read_trigger_event()`, and `register_equipment()`.

2.6.1.86 #define TR_DEFERRED (1<<12)

Definition at line 333 of file midas.h.

Referenced by `cm_check_deferred_transition()`.

2.6.1.87 #define TR_PAUSE (1<<2)

Pause transition

Definition at line 331 of file midas.h.

Referenced by `cm_deregister_transition()`, `cm_register_transition()`, `cm_set_transition_sequence()`, `cm_transition()`, `main()`, `send_all_periodic_events()`, and `tr_pause()`.

2.6.1.88 #define TR_RESUME (1<<3)

Resume transition

Definition at line 332 of file midas.h.

Referenced by `main()`, `send_all_periodic_events()`, and `tr_resume()`.

2.6.1.89 #define TR_START (1<<0)

Start transition

Definition at line 329 of file midas.h.

Referenced by `cm_deregister_transition()`, `cm_register_transition()`, `cm_set_transition_sequence()`, `cm_transition()`, `main()`, `scheduler()`, `send_all_periodic_events()`, and `tr_start()`.

2.6.1.90 #define TR_STOP (1<<1)

Stop transition

Definition at line 330 of file midas.h.

Referenced by `cm_deregister_transition()`, `cm_register_transition()`, `cm_set_transition_sequence()`, `cm_transition()`, `main()`, `scan_fragment()`, `scheduler()`, `send_all_periodic_events()`, and `tr_stop()`.

2.6.1.91 #define TRIGGER_ALL -1

Definition at line 459 of file midas.h.

Referenced by `bm_match_event()`, `cm_msg_register()`, and `source_booking()`.

2.6.1.92 #define WF_CALL_WD (1<<1)

Definition at line 325 of file midas.h.

2.6.1.93 #define WF_WATCH_ME (1<<0)

Watchdog flags

Definition at line 324 of file midas.h.

2.7 Midas Macros**Defines**

- #define `MAX(a, b) (((a) > (b)) ? (a) : (b))`
- #define `MIN(a, b) (((a) < (b)) ? (a) : (b))`
- #define `ALIGN8(x) (((x)+7) & ~7)`
- #define `VALIGN(adr, align) (((POINTER_T) (adr)+align-1) & ~(align-1))`

2.7.1 Define Documentation**2.7.1.1 #define ALIGN8(x) (((x)+7) & ~7)**

Align macro for data alignment on 8-byte boundary

Definition at line 443 of file midas.h.

Referenced by `bk_close()`, `bk_find()`, `bk_iterate()`, `bk_locate()`, `bk_swap()`, `bm_copy_from_cache()`, `bm_dispatch_from_cache()`, `bm_flush_cache()`, `bm_push_event()`, `bm_receive_event()`, `bm_send_event()`, `bm_wait_for_free_space()`, `db_open_database()`, and `rpc_send_event()`.

2.7.1.2 #define MAX(a, b) (((a) > (b)) ? (a) : (b))

MAX

Definition at line 430 of file midas.h.

Referenced by `cm_execute()`, and `scheduler()`.

2.7.1.3 #define MIN(a, b) (((a) < (b)) ? (a) : (b))

MIN

Definition at line 436 of file midas.h.

Referenced by update_odb().

2.7.1.4 #define VALIGN(adr, align) (((POINTER_T) (adr)+align-1) & ~(align-1))

Align macro for variable data alignment

Definition at line 447 of file midas.h.

Referenced by db_get_record_size(), and update_odb().

2.8 Midas Error definition**Modules**

- group [Status and error codes](#)
- group [Buffer Manager error codes](#)
- group [Online Database error codes](#)
- group [System Services error code](#)
- group [Remote Procedure Calls error codes](#)
- group [Other errors](#)

2.9 Midas Structure Declaration**Modules**

- group [Buffer Section](#)
- group [Equipment related](#)
- group [Bank related](#)
- group [Analyzer related](#)
- group [History related](#)
- group [ODB runinfo related](#)
- group [Alarm related](#)

2.10 Status and error codes

Defines

- #define [SUCCESS](#) 1
- #define [CM_SUCCESS](#) 1
- #define [CM_SET_ERROR](#) 102
- #define [CM_NO_CLIENT](#) 103
- #define [CM_DB_ERROR](#) 104
- #define [CM_UNDEF_EXP](#) 105
- #define [CM_VERSION_MISMATCH](#) 106
- #define [CM_SHUTDOWN](#) 107
- #define [CM_WRONG_PASSWORD](#) 108
- #define [CM_UNDEF_ENVIRON](#) 109
- #define [CM_DEFERRED_TRANSITION](#) 110
- #define [CM_TRANSITION_IN_PROGRESS](#) 111
- #define [CM_TIMEOUT](#) 112
- #define [CM_INVALID_TRANSITION](#) 113
- #define [CM_TOO_MANY_REQUESTS](#) 114

2.10.1 Define Documentation

2.10.1.1 #define [CM_DB_ERROR](#) 104

db access error

Definition at line 498 of file midas.h.

2.10.1.2 #define [CM_DEFERRED_TRANSITION](#) 110

-

Definition at line 504 of file midas.h.

2.10.1.3 #define [CM_INVALID_TRANSITION](#) 113

-

Definition at line 507 of file midas.h.

2.10.1.4 #define CM_NO_CLIENT 103

nobody

Definition at line 497 of file midas.h.

2.10.1.5 #define CM_SET_ERROR 102

set

Definition at line 496 of file midas.h.

2.10.1.6 #define CM_SHUTDOWN 107

•

Definition at line 501 of file midas.h.

2.10.1.7 #define CM_SUCCESS 1

Same

Definition at line 495 of file midas.h.

Referenced by main().

2.10.1.8 #define CM_TIMEOUT 112

•

Definition at line 506 of file midas.h.

2.10.1.9 #define CM_TOO_MANY_REQUESTS 114

•

Definition at line 508 of file midas.h.

2.10.1.10 #define CM_TRANSITION_IN_PROGRESS 111

•

Definition at line 505 of file midas.h.

2.10.1.11 #define CM_UNDEF_ENVIRON 109

-

Definition at line 503 of file midas.h.

2.10.1.12 #define CM_UNDEF_EXP 105

-

Definition at line 499 of file midas.h.

2.10.1.13 #define CM_VERSION_MISMATCH 106

-

Definition at line 500 of file midas.h.

2.10.1.14 #define CM_WRONG_PASSWORD 108

-

Definition at line 502 of file midas.h.

2.10.1.15 #define SUCCESS 1

Success

Definition at line 494 of file midas.h.

Referenced by `bm_open_buffer()`, `cm_transition()`, `el_submit()`, `register_equipment()`, and `scheduler()`.

2.11 Buffer Manager error codes**Defines**

- #define [BM_SUCCESS](#) 1
- #define [BM_CREATED](#) 202
- #define [BM_NO_MEMORY](#) 203
- #define [BM_INVALID_NAME](#) 204

- #define [BM_INVALID_HANDLE](#) 205
- #define [BM_NO_SLOT](#) 206
- #define [BM_NO_MUTEX](#) 207
- #define [BM_NOT_FOUND](#) 208
- #define [BM_ASYNC_RETURN](#) 209
- #define [BM_TRUNCATED](#) 210
- #define [BM_MULTIPLE_HOSTS](#) 211
- #define [BM_MEMSIZE_MISMATCH](#) 212
- #define [BM_CONFLICT](#) 213
- #define [BM_EXIT](#) 214
- #define [BM_INVALID_PARAM](#) 215
- #define [BM_MORE_EVENTS](#) 216
- #define [BM_INVALID_MIXING](#) 217
- #define [BM_NO_SHM](#) 218

2.11.1 Define Documentation

2.11.1.1 #define [BM_ASYNC_RETURN](#) 209

-

Definition at line 524 of file `midas.h`.

Referenced by `scan_fragment()`, and `source_scan()`.

2.11.1.2 #define [BM_CONFLICT](#) 213

-

Definition at line 528 of file `midas.h`.

2.11.1.3 #define [BM_CREATED](#) 202

-

Definition at line 517 of file `midas.h`.

2.11.1.4 #define BM_EXIT 214

-

Definition at line 529 of file midas.h.

2.11.1.5 #define BM_INVALID_HANDLE 205

-

Definition at line 520 of file midas.h.

2.11.1.6 #define BM_INVALID_MIXING 217

-

Definition at line 532 of file midas.h.

2.11.1.7 #define BM_INVALID_NAME 204

-

Definition at line 519 of file midas.h.

2.11.1.8 #define BM_INVALID_PARAM 215

-

Definition at line 530 of file midas.h.

2.11.1.9 #define BM_MEMSIZE_MISMATCH 212

-

Definition at line 527 of file midas.h.

2.11.1.10 #define BM_MORE_EVENTS 216

-

Definition at line 531 of file midas.h.

2.11.1.11 #define BM_MULTIPLE_HOSTS 211

-

Definition at line 526 of file midas.h.

2.11.1.12 #define BM_NO_MEMORY 203

-

Definition at line 518 of file midas.h.

2.11.1.13 #define BM_NO_MUTEX 207

-

Definition at line 522 of file midas.h.

2.11.1.14 #define BM_NO_SHM 218

-

Definition at line 533 of file midas.h.

2.11.1.15 #define BM_NO_SLOT 206

-

Definition at line 521 of file midas.h.

2.11.1.16 #define BM_NOT_FOUND 208

-

Definition at line 523 of file midas.h.

2.11.1.17 #define BM_SUCCESS 1

-

Definition at line 516 of file midas.h.

Referenced by `cm_msg()`, `cm_msg1()`, `cm_msg_register()`, `register_equipment()`, and `source_scan()`.

2.11.1.18 #define BM_TRUNCATED 210

-

Definition at line 525 of file midas.h.

2.12 Online Database error codes**Defines**

- #define [DB_SUCCESS](#) 1
- #define [DB_CREATED](#) 302
- #define [DB_NO_MEMORY](#) 303
- #define [DB_INVALID_NAME](#) 304
- #define [DB_INVALID_HANDLE](#) 305
- #define [DB_NO_SLOT](#) 306
- #define [DB_NO_MUTEX](#) 307
- #define [DB_MEMSIZE_MISMATCH](#) 308
- #define [DB_INVALID_PARAM](#) 309
- #define [DB_FULL](#) 310
- #define [DB_KEY_EXIST](#) 311
- #define [DB_NO_KEY](#) 312
- #define [DB_KEY_CREATED](#) 313
- #define [DB_TRUNCATED](#) 314
- #define [DB_TYPE_MISMATCH](#) 315
- #define [DB_NO_MORE_SUBKEYS](#) 316
- #define [DB_FILE_ERROR](#) 317
- #define [DB_NO_ACCESS](#) 318
- #define [DB_STRUCT_SIZE_MISMATCH](#) 319
- #define [DB_OPEN_RECORD](#) 320
- #define [DB_OUT_OF_RANGE](#) 321
- #define [DB_INVALID_LINK](#) 322
- #define [DB_CORRUPTED](#) 323
- #define [DB_STRUCT_MISMATCH](#) 324
- #define [DB_TIMEOUT](#) 325
- #define [DB_VERSION_MISMATCH](#) 326

2.12.1 Define Documentation

2.12.1.1 `#define DB_CORRUPTED 323`

-

Definition at line 562 of file midas.h.

2.12.1.2 `#define DB_CREATED 302`

-

Definition at line 541 of file midas.h.

2.12.1.3 `#define DB_FILE_ERROR 317`

-

Definition at line 556 of file midas.h.

2.12.1.4 `#define DB_FULL 310`

-

Definition at line 549 of file midas.h.

2.12.1.5 `#define DB_INVALID_HANDLE 305`

-

Definition at line 544 of file midas.h.

2.12.1.6 `#define DB_INVALID_LINK 322`

-

Definition at line 561 of file midas.h.

2.12.1.7 #define DB_INVALID_NAME 304

-

Definition at line 543 of file midas.h.

2.12.1.8 #define DB_INVALID_PARAM 309

-

Definition at line 548 of file midas.h.

2.12.1.9 #define DB_KEY_CREATED 313

-

Definition at line 552 of file midas.h.

2.12.1.10 #define DB_KEY_EXIST 311

-

Definition at line 550 of file midas.h.

2.12.1.11 #define DB_MEMSIZE_MISMATCH 308

-

Definition at line 547 of file midas.h.

2.12.1.12 #define DB_NO_ACCESS 318

-

Definition at line 557 of file midas.h.

2.12.1.13 #define DB_NO_KEY 312

-

Definition at line 551 of file midas.h.

Referenced by register_equipment().

2.12.1.14 #define DB_NO_MEMORY 303

-

Definition at line 542 of file midas.h.

2.12.1.15 #define DB_NO_MORE_SUBKEYS 316

-

Definition at line 555 of file midas.h.

2.12.1.16 #define DB_NO_MUTEX 307

-

Definition at line 546 of file midas.h.

2.12.1.17 #define DB_NO_SLOT 306

-

Definition at line 545 of file midas.h.

2.12.1.18 #define DB_OPEN_RECORD 320

-

Definition at line 559 of file midas.h.

2.12.1.19 #define DB_OUT_OF_RANGE 321

-

Definition at line 560 of file midas.h.

2.12.1.20 #define DB_STRUCT_MISMATCH 324

-

Definition at line 563 of file midas.h.

2.12.1.21 #define DB_STRUCT_SIZE_MISMATCH 319

-

Definition at line 558 of file midas.h.

2.12.1.22 #define DB_SUCCESS 1

-

Definition at line 540 of file midas.h.

Referenced by al_trigger_alarm(), cm_connect_experiment1(), cm_shutdown(), cm_transition(), db_check_record(), db_delete_key1(), db_paste_node(), readout_thread(), and tr_start().

2.12.1.23 #define DB_TIMEOUT 325

-

Definition at line 564 of file midas.h.

2.12.1.24 #define DB_TRUNCATED 314

-

Definition at line 553 of file midas.h.

2.12.1.25 #define DB_TYPE_MISMATCH 315

-

Definition at line 554 of file midas.h.

2.12.1.26 #define DB_VERSION_MISMATCH 326

-

Definition at line 565 of file midas.h.

2.13 System Services error code

Defines

- `#define SS_SUCCESS 1`
- `#define SS_CREATED 402`
- `#define SS_NO_MEMORY 403`
- `#define SS_INVALID_NAME 404`
- `#define SS_INVALID_HANDLE 405`
- `#define SS_INVALID_ADDRESS 406`
- `#define SS_FILE_ERROR 407`
- `#define SS_NO_MUTEX 408`
- `#define SS_NO_PROCESS 409`
- `#define SS_NO_THREAD 410`
- `#define SS_SOCKET_ERROR 411`
- `#define SS_TIMEOUT 412`
- `#define SS_SERVER_RECV 413`
- `#define SS_CLIENT_RECV 414`
- `#define SS_ABORT 415`
- `#define SS_EXIT 416`
- `#define SS_NO_TAPE 417`
- `#define SS_DEV_BUSY 418`
- `#define SS_IO_ERROR 419`
- `#define SS_TAPE_ERROR 420`
- `#define SS_NO_DRIVER 421`
- `#define SS_END_OF_TAPE 422`
- `#define SS_END_OF_FILE 423`
- `#define SS_FILE_EXISTS 424`
- `#define SS_NO_SPACE 425`
- `#define SS_INVALID_FORMAT 426`
- `#define SS_NO_ROOT 427`
- `#define SS_SIZE_MISMATCH 428`

2.13.1 Define Documentation

2.13.1.1 `#define SS_ABORT 415`

-

Definition at line 586 of file midas.h.

2.13.1.2 #define SS_CLIENT_RECV 414

-

Definition at line 585 of file midas.h.

2.13.1.3 #define SS_CREATED 402

-

Definition at line 573 of file midas.h.

Referenced by `bm_open_buffer()`, `cm_connect_experiment1()`, `device_driver()`, and `dm_buffer_create()`.

2.13.1.4 #define SS_DEV_BUSY 418

-

Definition at line 589 of file midas.h.

2.13.1.5 #define SS_END_OF_FILE 423

-

Definition at line 594 of file midas.h.

2.13.1.6 #define SS_END_OF_TAPE 422

-

Definition at line 593 of file midas.h.

2.13.1.7 #define SS_EXIT 416

-

Definition at line 587 of file midas.h.

2.13.1.8 #define SS_FILE_ERROR 407

-

Definition at line 578 of file midas.h.

2.13.1.9 #define SS_FILE_EXISTS 424

-

Definition at line 595 of file midas.h.

2.13.1.10 #define SS_INVALID_ADDRESS 406

-

Definition at line 577 of file midas.h.

2.13.1.11 #define SS_INVALID_FORMAT 426

-

Definition at line 597 of file midas.h.

2.13.1.12 #define SS_INVALID_HANDLE 405

-

Definition at line 576 of file midas.h.

2.13.1.13 #define SS_INVALID_NAME 404

-

Definition at line 575 of file midas.h.

2.13.1.14 #define SS_IO_ERROR 419

-

Definition at line 590 of file midas.h.

2.13.1.15 #define SS_NO_DRIVER 421

-

Definition at line 592 of file midas.h.

2.13.1.16 #define SS_NO_MEMORY 403

-

Definition at line 574 of file midas.h.

Referenced by db_open_database().

2.13.1.17 #define SS_NO_MUTEX 408

-

Definition at line 579 of file midas.h.

2.13.1.18 #define SS_NO_PROCESS 409

-

Definition at line 580 of file midas.h.

2.13.1.19 #define SS_NO_ROOT 427

-

Definition at line 598 of file midas.h.

2.13.1.20 #define SS_NO_SPACE 425

-

Definition at line 596 of file midas.h.

2.13.1.21 #define SS_NO_TAPE 417

-

Definition at line 588 of file midas.h.

2.13.1.22 #define SS_NO_THREAD 410

-

Definition at line 581 of file midas.h.

2.13.1.23 #define SS_SERVER_RECV 413

-

Definition at line 584 of file midas.h.

2.13.1.24 #define SS_SIZE_MISMATCH 428

-

Definition at line 599 of file midas.h.

2.13.1.25 #define SS_SOCKET_ERROR 411

-

Definition at line 582 of file midas.h.

2.13.1.26 #define SS_SUCCESS 1

-

Definition at line 572 of file midas.h.

Referenced by `bm_open_buffer()`, `db_open_database()`, and `ss_thread_kill()`.

2.13.1.27 #define SS_TAPE_ERROR 420

-

Definition at line 591 of file midas.h.

2.13.1.28 #define SS_TIMEOUT 412

-

Definition at line 583 of file midas.h.

2.14 Remote Procedure Calls error codes**Defines**

- #define [RPC_SUCCESS](#) 1
- #define [RPC_ABORT](#) SS_ABORT
- #define [RPC_NO_CONNECTION](#) 502
- #define [RPC_NET_ERROR](#) 503
- #define [RPC_TIMEOUT](#) 504
- #define [RPC_EXCEED_BUFFER](#) 505
- #define [RPC_NOT_REGISTERED](#) 506
- #define [RPC_CONNCLOSED](#) 507
- #define [RPC_INVALID_ID](#) 508
- #define [RPC_SHUTDOWN](#) 509
- #define [RPC_NO_MEMORY](#) 510
- #define [RPC_DOUBLE_DEFINED](#) 511

2.14.1 Define Documentation**2.14.1.1 #define RPC_ABORT SS_ABORT**

-

Definition at line 607 of file midas.h.

2.14.1.2 #define RPC_CONNCLOSED 507

-

Definition at line 613 of file midas.h.

2.14.1.3 #define RPC_DOUBLE_DEFINED 511

-

Definition at line 617 of file midas.h.

2.14.1.4 #define RPC_EXCEED_BUFFER 505

-

Definition at line 611 of file midas.h.

2.14.1.5 #define RPC_INVALID_ID 508

-

Definition at line 614 of file midas.h.

2.14.1.6 #define RPC_NET_ERROR 503

-

Definition at line 609 of file midas.h.

2.14.1.7 #define RPC_NO_CONNECTION 502

-

Definition at line 608 of file midas.h.

2.14.1.8 #define RPC_NO_MEMORY 510

-

Definition at line 616 of file midas.h.

2.14.1.9 #define RPC_NOT_REGISTERED 506

-

Definition at line 612 of file midas.h.

2.14.1.10 #define RPC_SHUTDOWN 509

-

Definition at line 615 of file midas.h.

Referenced by scan_fragment(), and scheduler().

2.14.1.11 #define RPC_SUCCESS 1

-

Definition at line 606 of file midas.h.

2.14.1.12 #define RPC_TIMEOUT 504

-

Definition at line 610 of file midas.h.

2.15 Other errors**Defines**

- #define [FE_SUCCESS](#) 1
- #define [FE_ERR_ODB](#) 602
- #define [FE_ERR_HW](#) 603
- #define [FE_ERR_DISABLED](#) 604
- #define [FE_ERR_DRIVER](#) 605
- #define [HS_SUCCESS](#) 1
- #define [HS_FILE_ERROR](#) 702
- #define [HS_NO_MEMORY](#) 703
- #define [HS_TRUNCATED](#) 704
- #define [HS_WRONG_INDEX](#) 705
- #define [HS_UNDEFINED_EVENT](#) 706

- `#define HS_UNDEFINED_VAR 707`
- `#define FTP_SUCCESS 1`
- `#define FTP_NET_ERROR 802`
- `#define FTP_FILE_ERROR 803`
- `#define FTP_RESPONSE_ERROR 804`
- `#define FTP_INVALID_ARG 805`
- `#define EL_SUCCESS 1`
- `#define EL_FILE_ERROR 902`
- `#define EL_NO_MESSAGE 903`
- `#define EL_TRUNCATED 904`
- `#define EL_FIRST_MSG 905`
- `#define EL_LAST_MSG 906`
- `#define AL_SUCCESS 1`
- `#define AL_INVALID_NAME 1002`
- `#define AL_ERROR_ODB 1003`
- `#define AL_RESET 1004`
- `#define CMD_INIT 1`
- `#define CMD_WRITE 100`
- `#define CMD_INTERRUPT_ENABLE 100`
- `#define BD_GETS(s, z, p, t) info → bd(CMD_GETS, info → bd_info, s, z, p, t)`

2.15.1 Define Documentation

2.15.1.1 `#define AL_ERROR_ODB 1003`

•

Definition at line 661 of file midas.h.

2.15.1.2 `#define AL_INVALID_NAME 1002`

•

Definition at line 660 of file midas.h.

2.15.1.3 `#define AL_RESET 1004`

•

Definition at line 662 of file midas.h.

2.15.1.4 #define AL_SUCCESS 1

-

Definition at line 659 of file midas.h.

2.15.1.5 #define BD_GETS(s, z, p, t) info → bd(CMD_GETS, info → bd_info, s, z, p, t)

macros for bus driver access

Definition at line 721 of file midas.h.

2.15.1.6 #define BD_PUTS(s) info → bd(CMD_PUTS, info → bd_info, s)

Definition at line 723 of file midas.h.

2.15.1.7 #define BD_READS(s, z, p, t) info → bd(CMD_READ, info → bd_info, s, z, p, t)

Definition at line 722 of file midas.h.

2.15.1.8 #define BD_WRITES(s) info → bd(CMD_WRITE, info → bd_info, s)

Definition at line 724 of file midas.h.

2.15.1.9 #define CMD_DEBUG 104

Definition at line 709 of file midas.h.

2.15.1.10 #define CMD_DISABLE_COMMAND (1<<15)

Definition at line 701 of file midas.h.

2.15.1.11 #define CMD_ENABLE_COMMAND (1<<14)

Definition at line 700 of file midas.h.

2.15.1.12 #define CMD_EXIT 2

Definition at line 667 of file midas.h.

Referenced by device_driver(), and main().

2.15.1.13 #define CMD_GET_CMD_GET_FIRST

Definition at line 687 of file midas.h.

2.15.1.14 #define CMD_GET_CURRENT_CMD_GET_FIRST+1

Definition at line 688 of file midas.h.

2.15.1.15 #define CMD_GET_CURRENT_LIMIT_CMD_GET_DIRECT+2

Definition at line 694 of file midas.h.

2.15.1.16 #define CMD_GET_DEMAND_CMD_GET_DIRECT

Definition at line 692 of file midas.h.

Referenced by device_driver().

2.15.1.17 #define CMD_GET_DIRECT_CMD_GET_LAST+1

Definition at line 691 of file midas.h.

2.15.1.18 #define CMD_GET_DIRECT_LAST_CMD_GET_DIRECT+5

Definition at line 698 of file midas.h.

2.15.1.19 #define CMD_GET_FIRST_CMD_SET_LAST+1

Definition at line 686 of file midas.h.

Referenced by device_driver().

2.15.1.20 #define CMD_GET_LABEL 9

Definition at line 674 of file midas.h.

Referenced by device_driver().

2.15.1.21 #define CMD_GET_LAST_CMD_GET_FIRST+1

Definition at line 689 of file midas.h.

2.15.1.22 #define CMD_GET_RAMPDOWN_CMD_GET_DIRECT+4

Definition at line 696 of file midas.h.

2.15.1.23 #define CMD_GET_RAMPUP CMD_GET_DIRECT+3

Definition at line 695 of file midas.h.

2.15.1.24 #define CMD_GET_THRESHOLD 6

Definition at line 671 of file midas.h.

2.15.1.25 #define CMD_GET_THRESHOLD_CURRENT 7

Definition at line 672 of file midas.h.

2.15.1.26 #define CMD_GET_TRIP_TIME CMD_GET_DIRECT+5

Definition at line 697 of file midas.h.

2.15.1.27 #define CMD_GET_VOLTAGE_LIMIT CMD_GET_DIRECT+1

Definition at line 693 of file midas.h.

2.15.1.28 #define CMD_GETS 103

Definition at line 708 of file midas.h.

2.15.1.29 #define CMD_IDLE 5

Definition at line 670 of file midas.h.

Referenced by scheduler().

2.15.1.30 #define CMD_INIT 1

Slow control device driver commands

Definition at line 666 of file midas.h.

Referenced by device_driver(), and register_equipment().

2.15.1.31 #define CMD_INTERRUPT_ATTACH 102

Definition at line 716 of file midas.h.

Referenced by interrupt_configure(), and register_equipment().

2.15.1.32 #define CMD_INTERRUPT_DETACH 103

Definition at line 717 of file midas.h.

Referenced by interrupt_configure(), and main().

2.15.1.33 #define CMD_INTERRUPT_DISABLE 101

Definition at line 715 of file midas.h.

Referenced by interrupt_configure(), main(), and readout_enable().

2.15.1.34 #define CMD_INTERRUPT_ENABLE 100

Commands for interrupt events

Definition at line 714 of file midas.h.

Referenced by interrupt_configure(), and readout_enable().

2.15.1.35 #define CMD_MISC_LAST 9

Definition at line 675 of file midas.h.

2.15.1.36 #define CMD_NAME 105

Definition at line 710 of file midas.h.

2.15.1.37 #define CMD_PUTS 102

Definition at line 707 of file midas.h.

2.15.1.38 #define CMD_READ 101

Definition at line 706 of file midas.h.

2.15.1.39 #define CMD_SET CMD_SET_FIRST

Definition at line 678 of file midas.h.

2.15.1.40 #define CMD_SET_CURRENT_LIMIT CMD_SET_FIRST+2

Definition at line 680 of file midas.h.

2.15.1.41 #define CMD_SET_FIRST CMD_MISC_LAST+1

Definition at line 677 of file midas.h.

Referenced by device_driver().

2.15.1.42 #define CMD_SET_LABEL 8

Definition at line 673 of file midas.h.

Referenced by device_driver().

2.15.1.43 #define CMD_SET_LAST CMD_SET_FIRST+5

Definition at line 684 of file midas.h.

2.15.1.44 #define CMD_SET_RAMPDOWN CMD_SET_FIRST+4

Definition at line 682 of file midas.h.

2.15.1.45 #define CMD_SET_RAMPOP CMD_SET_FIRST+3

Definition at line 681 of file midas.h.

2.15.1.46 #define CMD_SET_TRIP_TIME CMD_SET_FIRST+5

Definition at line 683 of file midas.h.

2.15.1.47 #define CMD_SET_VOLTAGE_LIMIT CMD_SET_FIRST+1

Definition at line 679 of file midas.h.

2.15.1.48 #define CMD_START 3

Definition at line 668 of file midas.h.

Referenced by device_driver(), and register_equipment().

2.15.1.49 #define CMD_STOP 4

Definition at line 669 of file midas.h.

Referenced by device_driver(), and main().

2.15.1.50 #define CMD_WRITE 100

Slow control bus driver commands

Definition at line 705 of file midas.h.

2.15.1.51 #define EL_FILE_ERROR 902

-

Definition at line 651 of file midas.h.

2.15.1.52 #define EL_FIRST_MSG 905

-

Definition at line 654 of file midas.h.

2.15.1.53 #define EL_LAST_MSG 906

-

Definition at line 655 of file midas.h.

2.15.1.54 #define EL_NO_MESSAGE 903

-

Definition at line 652 of file midas.h.

2.15.1.55 #define EL_SUCCESS 1

-

Definition at line 650 of file midas.h.

2.15.1.56 #define EL_TRUNCATED 904

-

Definition at line 653 of file midas.h.

2.15.1.57 #define FE_ERR_DISABLED 604

-

Definition at line 627 of file midas.h.

2.15.1.58 #define FE_ERR_DRIVER 605

-

Definition at line 628 of file midas.h.

2.15.1.59 #define FE_ERR_HW 603

-

Definition at line 626 of file midas.h.

2.15.1.60 #define FE_ERR_ODB 602

-

Definition at line 625 of file midas.h.

2.15.1.61 #define FE_SUCCESS 1

-

Definition at line 624 of file midas.h.

Referenced by device_driver(), and register_equipment().

2.15.1.62 #define FTP_FILE_ERROR 803

-

Definition at line 644 of file midas.h.

2.15.1.63 #define FTP_INVALID_ARG 805

-

Definition at line 646 of file midas.h.

2.15.1.64 #define FTP_NET_ERROR 802

-

Definition at line 643 of file midas.h.

2.15.1.65 #define FTP_RESPONSE_ERROR 804

-

Definition at line 645 of file midas.h.

2.15.1.66 #define FTP_SUCCESS 1

-

Definition at line 642 of file midas.h.

2.15.1.67 #define HS_FILE_ERROR 702

-

Definition at line 633 of file midas.h.

2.15.1.68 #define HS_NO_MEMORY 703

-

Definition at line 634 of file midas.h.

2.15.1.69 #define HS_SUCCESS 1

-

Definition at line 632 of file midas.h.

2.15.1.70 #define HS_TRUNCATED 704

-

Definition at line 635 of file midas.h.

2.15.1.71 #define HS_UNDEFINED_EVENT 706

-

Definition at line 637 of file midas.h.

2.15.1.72 #define HS_UNDEFINED_VAR 707

-

Definition at line 638 of file midas.h.

2.15.1.73 #define HS_WRONG_INDEX 705

-

Definition at line 636 of file midas.h.

2.16 Buffer Section**Data Structures**

- struct [EVENT_HEADER](#)
- struct [EVENT_REQUEST](#)
- struct [BUFFER_CLIENT](#)
- struct [BUFFER_HEADER](#)
- struct [BUFFER](#)
- struct [KEY](#)
- struct [KEYLIST](#)

Defines

- `#define TRIGGER_MASK(e) (((EVENT_HEADER *) e)-1) → trigger_mask`
- `#define EVENT_ID(e) (((EVENT_HEADER *) e)-1) → event_id`
- `#define SERIAL_NUMBER(e) (((EVENT_HEADER *) e)-1) → serial_number`
- `#define TIME_STAMP(e) (((EVENT_HEADER *) e)-1) → time_stamp`
- `#define EVENTID_BOR ((short int) 0x8000)`
- `#define EVENTID_EOR ((short int) 0x8001)`
- `#define EVENTID_MESSAGE ((short int) 0x8002)`
- `#define EVENTID_FRAG1 ((unsigned short) 0xC000)`
- `#define MIDAS_MAGIC 0x494d`

2.16.1 Define Documentation**2.16.1.1 `#define EVENT_ID(e) (((EVENT_HEADER *) e)-1) → event_id`**

EVENT_ID Extract or set the event ID field pointed by the argument..

Parameters:

e pointer to the midas event (pevent)

Definition at line 769 of file midas.h.

2.16.1.2 `#define EVENT_SOURCE(e, o) (*(INT*) (e+o))`

Definition at line 784 of file midas.h.

2.16.1.3 `#define EVENTID_BOR ((short int) 0x8000)`

Begin-of-run

Definition at line 788 of file midas.h.

2.16.1.4 `#define EVENTID_EOR ((short int) 0x8001)`

End-of-run

Definition at line 789 of file midas.h.

2.16.1.5 `#define EVENTID_FRAG ((unsigned short) 0xD000)`

Definition at line 795 of file midas.h.

2.16.1.6 #define EVENTID_FRAG1 ((unsigned short) 0xC000)

fragmented events

Definition at line 794 of file midas.h.

Referenced by `bm_dispatch_event()`, and `bm_match_event()`.

2.16.1.7 #define EVENTID_MESSAGE ((short int) 0x8002)

Message events

Definition at line 790 of file midas.h.

Referenced by `cm_msg()`, and `cm_msg1()`.

2.16.1.8 #define MIDAS_MAGIC 0x494d

'MI'

Definition at line 799 of file midas.h.

2.16.1.9 #define SERIAL_NUMBER(e) (((EVENT_HEADER *) e)-1) → serial_number)

SERIAL_NUMBER Extract or set/reset the serial number field pointed by the argument.

Parameters:

e pointer to the midas event (pevent)

Definition at line 776 of file midas.h.

2.16.1.10 #define TIME_STAMP(e) (((EVENT_HEADER *) e)-1) → time_stamp)

TIME_STAMP Extract or set/reset the time stamp field pointed by the argument.

Parameters:

e pointer to the midas event (pevent)

Definition at line 783 of file midas.h.

2.16.1.11 #define TRIGGER_MASK(e) (((EVENT_HEADER *) e)-1) → trigger_mask)

TRIGGER_MASK Extract or set the trigger mask field pointed by the argument.

Parameters:

- e* pointer to the midas event (pevent)

Definition at line 762 of file midas.h.

2.17 Equipment related

Data Structures

- struct [BUS_DRIVER](#)
- struct [DD_MT_CHANNEL](#)
- struct [DD_MT_BUFFER](#)
- struct [DEVICE_DRIVER](#)
- struct [EQUIPMENT_INFO](#)
- struct [EQUIPMENT_STATS](#)
- struct [eqpmnt](#)

Defines

- [#define DF_INPUT](#) (1<<0)
- [#define DF_OUTPUT](#) (1<<1)
- [#define DF_PRIO_DEVICE](#) (1<<2)
- [#define DF_READ_ONLY](#) (1<<3)

2.17.1 Define Documentation

2.17.1.1 [#define DF_HW_RAMP](#) (1<<5)

Definition at line 907 of file midas.h.

2.17.1.2 [#define DF_INPUT](#) (1<<0)

channel is input

Definition at line 902 of file midas.h.

2.17.1.3 [#define DF_MULTITHREAD](#) (1<<4)

Definition at line 906 of file midas.h.

Referenced by [device_driver\(\)](#).

2.17.1.4 #define DF_OUTPUT (1<<1)

channel is output

Definition at line 903 of file midas.h.

2.17.1.5 #define DF_PRIO_DEVICE (1<<2)

get demand values from device instead of ODB

Definition at line 904 of file midas.h.

2.17.1.6 #define DF_READ_ONLY (1<<3)

never write demand values to device

Definition at line 905 of file midas.h.

2.17.2 Typedef Documentation

2.17.2.1 typedef struct [eqpmnt](#) EQUIPMENT

Referenced by `close_buffers()`, `receive_trigger_event()`, `scan_fragment()`, `scheduler()`, `send_event()`, and `tr_stop()`.

2.17.2.2 typedef struct [eqpmnt](#)* PEQUIPMENT

Definition at line 966 of file midas.h.

2.17.3 Function Documentation

2.17.3.1 INT device_driver ([DEVICE_DRIVER](#) * *device_driver*, INT *cmd*, ...)

Definition at line 372 of file mfe.c.

Referenced by `device_driver()`, and `sc_thread()`.

2.18 Bank related

Data Structures

- struct [BANK_HEADER](#)

- struct [BANK](#)
- struct [BANK32](#)
- struct [TAG](#)
- struct [BANK_LIST](#)

Defines

- #define [BANK_FORMAT_VERSION](#) 1
- #define [BANK_FORMAT_32BIT](#) (1<<4)

2.18.1 Define Documentation

2.18.1.1 #define [BANK_FORMAT_32BIT](#) (1<<4)

-

Definition at line 1001 of file midas.h.

2.18.1.2 #define [BANK_FORMAT_VERSION](#) 1

-

Definition at line 1000 of file midas.h.

Referenced by [bk_init32\(\)](#).

2.19 Analyzer related

Data Structures

- struct [ANA_MODULE](#)
- struct [AR_INFO](#)
- struct [AR_STATS](#)
- struct [ANALYZE_REQUEST](#)
- struct [ANA_OUTPUT_INFO](#)
- struct [ANA_TEST](#)

2.19.1 Define Documentation

```
2.19.1.1 #define ANA_OUTPUT_INFO_STR "\Filename = STRING : [256]
run%05d.asc\n\RWNT = BOOL : 0\n\Histo Dump = BOOL : 0\n\Histo Dump
Filename = STRING : [256] his%05d.rz\n\Clear histos = BOOL : 1\n\Last Histo
Filename = STRING : [256] last.rz\n\Events to ODB = BOOL : 1\n\Global Mem-
ory Name = STRING : [8] ONLN\n\"
```

Definition at line 1114 of file midas.h.

```
2.19.1.2 #define DEF_TEST(t) extern ANA_TEST t;
```

Definition at line 1141 of file midas.h.

```
2.19.1.3 #define SET_TEST(t, v) { if (!t.registered) test_register(&t); t.value =
(v); }
```

Definition at line 1135 of file midas.h.

Referenced by `adc_summing()`.

```
2.19.1.4 #define TEST(t) (t.value)
```

Definition at line 1136 of file midas.h.

2.20 History related

Data Structures

- struct [HIST_RECORD](#)
- struct [DEF_RECORD](#)
- struct [INDEX_RECORD](#)
- struct [HISTORY](#)

2.20.1 Define Documentation

```
2.20.1.1 #define RT_DATA (*((DWORD *) "HSDA"))
```

Definition at line 1152 of file midas.h.

```
2.20.1.2 #define RT_DEF (*((DWORD *) "HSDF"))
```

Definition at line 1153 of file midas.h.

2.21 ODB runinfo related

Data Structures

- struct [RUNINFO](#)

2.21.1 Define Documentation

2.21.1.1 #define RUNINFO_STR(_name)

Value:

```
char *_name[] = {\n    "[.]",\n    "State = INT : 1",\n    "Online Mode = INT : 1",\n    "Run number = INT : 0",\n    "Transition in progress = INT : 0",\n    "Requested transition = INT : 0",\n    "Start time = STRING : [32] Tue Sep 09 15:04:42 1997",\n    "Start time binary = DWORD : 0",\n    "Stop time = STRING : [32] Tue Sep 09 15:04:42 1997",\n    "Stop time binary = DWORD : 0",\n    "",\n    NULL }
```

Definition at line 1210 of file midas.h.

Referenced by analyzer_init(), and cm_connect_experiment1().

2.22 Alarm related

2.22.1 Detailed Description

Alarm structure.

Data Structures

- struct [PROGRAM_INFO](#)
- struct [ALARM_CLASS](#)
- struct [ALARM](#)

Defines

- #define [AT_INTERNAL](#) 1
- #define [AT_PROGRAM](#) 2
- #define [AT_EVALUATED](#) 3
- #define [AT_PERIODIC](#) 4
- #define [AT_LAST](#) 4

2.22.2 Define Documentation**2.22.2.1 #define ALARM_CLASS_STR(_name)****Value:**

```
char *_name[] = {\
"[\.]",\
"Write system message = BOOL : y",\
"Write Elog message = BOOL : n",\
"System message interval = INT : 60",\
"System message last = DWORD : 0",\
"Execute command = STRING : [256] ",\
"Execute interval = INT : 0",\
"Execute last = DWORD : 0",\
"Stop run = BOOL : n",\
"Display BGColor = STRING : [32] red",\
"Display FGColor = STRING : [32] black",\
" ",\
NULL }
```

Definition at line 1282 of file midas.h.

2.22.2.2 #define ALARM_ODB_STR(_name)**Value:**

```
char *_name[] = {\
"[\.]",\
"Active = BOOL : n",\
"Triggered = INT : 0",\
"Type = INT : 3",\
"Check interval = INT : 60",\
"Checked last = DWORD : 0",\
"Time triggered first = STRING : [32] ",\
"Time triggered last = STRING : [32] ",\
"Condition = STRING : [256] /Runinfo/Run number > 100",\
"Alarm Class = STRING : [32] Alarm",\
"Alarm Message = STRING : [80] Run number became too large",\
" ",\
NULL }
```

Definition at line 1312 of file midas.h.

Referenced by al_trigger_alarm().

2.22.2.3 #define ALARM_PERIODIC_STR(_name)

Value:

```
char *_name[] = {\
    "[.]",\
    "Active = BOOL : n",\
    "Triggered = INT : 0",\
    "Type = INT : 4",\
    "Check interval = INT : 28800",\
    "Checked last = DWORD : 0",\
    "Time triggered first = STRING : [32] ",\
    "Time triggered last = STRING : [32] ",\
    "Condition = STRING : [256] ",\
    "Alarm Class = STRING : [32] Warning",\
    "Alarm Message = STRING : [80] Please do your shift checks",\
    "",\
    NULL }
```

Definition at line 1327 of file midas.h.

2.22.2.4 #define AT_EVALUATED 3

•

Definition at line 1249 of file midas.h.

Referenced by al_trigger_alarm().

2.22.2.5 #define AT_INTERNAL 1

•

Definition at line 1247 of file midas.h.

2.22.2.6 #define AT_LAST 4

•

Definition at line 1251 of file midas.h.

2.22.2.7 #define AT_PERIODIC 4

-

Definition at line 1250 of file midas.h.

2.22.2.8 #define AT_PROGRAM 2

-

Definition at line 1248 of file midas.h.

2.22.2.9 #define PROGRAM_INFO_STR(_name)

Value:

```
char *_name[] = {\
    "[.]",\
    "Required = BOOL : n",\
    "Watchdog timeout = INT : 10000",\
    "Check interval = DWORD : 180000",\
    "Start command = STRING : [256] ",\
    "Auto start = BOOL : n",\
    "Auto stop = BOOL : n",\
    "Auto restart = BOOL : n",\
    "Alarm class = STRING : [32] ",\
    "First failed = DWORD : 0",\
    "",\
    NULL }
```

Definition at line 1253 of file midas.h.

Referenced by cm_set_client_info().

2.23 The ybos.h & ybos.c**Modules**

- group [YBOS Define](#)
- group [YBOS error code](#)
- group [YBOS Macros](#)
- group [YBOS Bank Functions \(ybk_XXX\)](#)

2.24 YBOS Define

Defines

- #define YBOS_PHYREC_SIZE 8192
- #define YBOS_BUFFER_SIZE 3*(YBOS_PHYREC_SIZE<<2) + MAX_EVENT_SIZE + 128
- #define YB_BANKLIST_MAX 32
- #define YB_STRING_BANKLIST_MAX YB_BANKLIST_MAX * 4
- #define H_BLOCK_SIZE 0
- #define H_BLOCK_NUM 1
- #define H_HEAD_LEN 2
- #define H_START 3
- #define D_RECORD 1
- #define D_HEADER 2
- #define D_EVTLEN 3
- #define YB_COMPLETE 1
- #define YB_INCOMPLETE 2
- #define YB_NO_RECOVER -1
- #define YB_NO_RUN 0
- #define YB_ADD_RUN 1
- #define DSP_RAW 1
- #define DSP_RAW_SINGLE 2
- #define DSP_BANK 3
- #define DSP_BANK_SINGLE 4
- #define DSP_UNK 0
- #define DSP_DEC 1
- #define DSP_HEX 2
- #define DSP_ASC 3
- #define I2_BKTYPE 1
- #define A1_BKTYPE 2
- #define I4_BKTYPE 3
- #define F4_BKTYPE 4
- #define D8_BKTYPE 5
- #define I1_BKTYPE 8
- #define MAX_BKTYPE I1_BKTYPE+1

2.24.1 Define Documentation

2.24.1.1 #define A1_BKTYPE 2

ASCII 1 byte

Definition at line 278 of file ybos.h.

2.24.1.2 #define D8_BKTYPE 5

Double 8 bytes

Definition at line 281 of file ybos.h.

2.24.1.3 #define D_EVTLEN 3

YBOS

Definition at line 109 of file ybos.h.

2.24.1.4 #define D_HEADER 2

YBOS

Definition at line 108 of file ybos.h.

2.24.1.5 #define D_RECORD 1

YBOS

Definition at line 107 of file ybos.h.

2.24.1.6 #define DSP_ASC 3

Display data in ASCII format

Definition at line 131 of file ybos.h.

2.24.1.7 #define DSP_BANK 3

Display data in bank format

Definition at line 123 of file ybos.h.

2.24.1.8 #define DSP_BANK_SINGLE 4

Display only requested data in bank format

Definition at line 124 of file ybos.h.

2.24.1.9 #define DSP_DEC 1

Display data in decimal format

Definition at line 129 of file ybos.h.

2.24.1.10 #define DSP_HEX 2

Display data in headecimal format

Definition at line 130 of file ybos.h.

2.24.1.11 #define DSP_RAW 1

Display raw data

Definition at line 121 of file ybos.h.

2.24.1.12 #define DSP_RAW_SINGLE 2

Display raw data (no single mode)

Definition at line 122 of file ybos.h.

2.24.1.13 #define DSP_UNK 0

Display format unknown

Definition at line 128 of file ybos.h.

2.24.1.14 #define F4_BKTYPE 4

Float 4 bytes

Definition at line 280 of file ybos.h.

2.24.1.15 #define H_BLOCK_NUM 1

YBOS

Definition at line 101 of file ybos.h.

2.24.1.16 #define H_BLOCK_SIZE 0

YBOS

Definition at line 100 of file ybos.h.

2.24.1.17 #define H_HEAD_LEN 2

YBOS

Definition at line 102 of file ybos.h.

2.24.1.18 #define H_START 3

YBOS

Definition at line 103 of file ybos.h.

2.24.1.19 #define I1_BKTYPE 8

Signed Integer 1 byte

Definition at line 282 of file ybos.h.

Referenced by update_odb().

2.24.1.20 #define I2_BKTYPE 1

Signed Integer 2 bytes

Definition at line 277 of file ybos.h.

2.24.1.21 #define I4_BKTYPE 3

Signed Integer 4bytes

Definition at line 279 of file ybos.h.

2.24.1.22 #define MAX_BKTYPE I1_BKTYPE+1

delimiter

Definition at line 283 of file ybos.h.

2.24.1.23 #define YB_ADD_RUN 1

YBOS

Definition at line 117 of file ybos.h.

2.24.1.24 #define YB_BANKLIST_MAX 32maximum number of banks to be found by the [ybk_list\(\)](#) or [bk_list\(\)](#)

Definition at line 69 of file ybos.h.

Referenced by ybk_list().

2.24.1.25 #define YB_COMPLETE 1

YBOS

Definition at line 113 of file ybos.h.

2.24.1.26 #define YB_INCOMPLETE 2

YBOS

Definition at line 114 of file ybos.h.

2.24.1.27 #define YB_NO_RECOVER -1

YBOS

Definition at line 115 of file ybos.h.

2.24.1.28 #define YB_NO_RUN 0

YBOS

Definition at line 116 of file ybos.h.

2.24.1.29 #define YB_STRING_BANKLIST_MAX YB_BANKLIST_MAX * 4

to be used for xbk_list()

Definition at line 71 of file ybos.h.

2.24.1.30 #define YBOS_BUFFER_SIZE 3*(YBOS_PHYREC_SIZE<<2) + MAX_EVENT_SIZE + 128

in BYTES

Definition at line 67 of file ybos.h.

2.24.1.31 #define YBOS_HEADER_LENGTH 4

Definition at line 66 of file ybos.h.

2.24.1.32 #define YBOS_PHYREC_SIZE 8192

I*4

Definition at line 64 of file ybos.h.

2.25 YBOS Macros

Defines

- #define [SWAP_D2WORD](#)(_d2w)
- #define [EVID_TRINAT](#)
- #define [YBOS_EVID_BANK](#)(__a, __b, __c, __d, __e)
- #define [MIDAS_EVID_BANK](#)(__a, __b, __c, __d, __e)

2.25.1 Define Documentation

2.25.1.1 #define EVID_TRINAT

As soon as the Midas header is striped out from the event, the YBOS remaining data has lost the event synchronization unless included by the user. It is therefore necessary to have a YBOS bank duplicating this information usually done in the FE by creating a "EVID" bank filled with the Midas info and other user information.

Unfortunately the format of this EVID is flexible and I couldn't force user to use a default structure. For this reason, I'm introducing a preprocessor flag for selecting such format.

Omitting the declaration of the pre-processor flag the EVID_TRINAT is taken by default see [Midas build options and operation considerations](#).

Special macros are available to retrieve this information based on the EVID content and the type of EVID structure.

The Macro parameter should point to the first data of the EVID bank.

```
// check if EVID is present if so display its content
if ((status = ybk_find (pybos, "EVID", &bklen, &bktyp, (void *)&pybk)) == YB_SUCCESS)
{
    pdata = (DWORD *)((YBOS_BANK_HEADER *)pybk + 1);
    pevent->event_id      = YBOS_EVID_EVENT_ID(pdata);
    pevent->trigger_mask  = YBOS_EVID_TRIGGER_MASK(pdata);
    pevent->serial_number = YBOS_EVID_SERIAL(pdata);
    pevent->time_stamp    = YBOS_EVID_TIME(pdata);
    pevent->data_size     = pybk->length;
}
```

The current type of EVID bank are:

- [EVID_TRINAT] Specific for Trinat experiment.

```
ybk_create((DWORD *)pevent, "EVID", I4_BKTYPE, (DWORD *)&pbkdat));
```

```

*((WORD *)pbkdat) = EVENT_ID(pevent);      ((WORD *)pbkdat)++;
*((WORD *)pbkdat) = TRIGGER_MASK(pevent);  ((WORD *)pbkdat)++;
*(pbkdat)++ = SERIAL_NUMBER(pevent);
*(pbkdat)++ = TIME_STAMP(pevent);
*(pbkdat)++ = gbl_run_number;               // run number

```

- [EVID_TWIST] Specific to Twist Experiment (Triumpf).

```

ybk_create((DWORD *)pevent, "EVID", I4_BKTYPE, &pbkdat);
*((WORD *)pbkdat) = EVENT_ID(pevent);      ((WORD *)pbkdat)++;
*((WORD *)pbkdat) = TRIGGER_MASK(pevent);  ((WORD *)pbkdat)++;
*(pbkdat)++ = SERIAL_NUMBER(pevent);
*(pbkdat)++ = TIME_STAMP(pevent);
*(pbkdat)++ = gbl_run_number;               // run number
*(pbkdat)++ = *((DWORD *)frontend_name);   // frontend name
ybk_close((DWORD *)pevent, pbkdat);

```

Definition at line 211 of file ybos.h.

2.25.1.2 #define MIDAS_EVID_BANK(__a, __b, __c, __d, __e)

Value:

```

{\
    DWORD * pbuf;\
    bk_create(__a, "EVID", TID_DWORD, &pbuf);\
    *(pbuf)++ = (DWORD)__b;\
    *(pbuf)++ = (DWORD)__c;\
    *(pbuf)++ = (DWORD)__d;\
    *(pbuf)++ = (DWORD)ss_millitime();\
    *(pbuf)++ = (DWORD)__e;\
    bk_close(__a, pbuf);\
}

```

pevt Evt# id/msk serial run#

Definition at line 255 of file ybos.h.

2.25.1.3 #define SWAP_D2WORD(_d2w)

Value:

```

{\
    WORD _tmp2; \
    _tmp2 = *((WORD *)(_d2w)); \
    *((WORD *)(_d2w)) = *((WORD *)(_d2w))+1); \
    *((WORD *)(_d2w))+1) = _tmp2; \
}

```

word swap (I4=I21I22 -> I4=I22I21

Definition at line 144 of file ybos.h.

2.25.1.4 #define YBOS_EVID_BANK(__a, __b, __c, __d, __e)**Value:**

```
{\
    DWORD * pbuf;\
    ybk_create(__a, "EVID", I4_BKTYPE, &pbuf);\
    *(pbuf)++ = (DWORD)__b;\
    *(pbuf)++ = (DWORD)__c;\
    *(pbuf)++ = (DWORD)__d;\
    *(pbuf)++ = (DWORD)ss_millitime();\
    *(pbuf)++ = (DWORD)__e;\
    ybk_close(__a, pbuf);\
}
```

pevt Evt# id/msk serial run#

Definition at line 241 of file ybos.h.

2.25.1.5 #define YBOS_EVID_EVENT_ID(e) *((WORD *)(e)+1)

Definition at line 215 of file ybos.h.

2.25.1.6 #define YBOS_EVID_EVENT_NB(e) *((DWORD *)(e)+1)

Definition at line 220 of file ybos.h.

2.25.1.7 #define YBOS_EVID_RUN_NUMBER(e) *((DWORD *)(e)+3)

Definition at line 219 of file ybos.h.

2.25.1.8 #define YBOS_EVID_SERIAL(e) *((DWORD *)(e)+1)

Definition at line 217 of file ybos.h.

2.25.1.9 #define YBOS_EVID_TIME(e) *((DWORD *)(e)+2)

Definition at line 218 of file ybos.h.

2.25.1.10 #define YBOS_EVID_TRIGGER_MASK(e) *((WORD *)(e)+0)

Definition at line 216 of file ybos.h.

2.26 YBOS error code**Defines**

- #define [YB_SUCCESS](#) 1

- `#define YB_EVENT_NOT_SWAPPED 2`
- `#define YB_DONE 2`
- `#define YB_WRONG_BANK_TYPE -100`
- `#define YB_BANK_NOT_FOUND -101`
- `#define YB_SWAP_ERROR -102`
- `#define YB_NOMORE_SLOT -103`
- `#define YB_UNKNOWN_FORMAT -104`

2.26.1 Define Documentation

2.26.1.1 `#define YB_BANK_NOT_FOUND -101`

Bank not found

Definition at line 85 of file ybos.h.

2.26.1.2 `#define YB_DONE 2`

Operation complete

Definition at line 83 of file ybos.h.

2.26.1.3 `#define YB_EVENT_NOT_SWAPPED 2`

Not swapped

Definition at line 82 of file ybos.h.

2.26.1.4 `#define YB_NOMORE_SLOT -103`

No more space for fragment

Definition at line 87 of file ybos.h.

2.26.1.5 `#define YB_SUCCESS 1`

Ok

Definition at line 81 of file ybos.h.

2.26.1.6 `#define YB_SWAP_ERROR -102`

Error swapping

Definition at line 86 of file ybos.h.

2.26.1.7 #define YB_UNKNOWN_FORMAT -104

Unknown format (see [YBOS format](#))

Definition at line 88 of file ybos.h.

2.26.1.8 #define YB_WRONG_BANK_TYPE -100

Wrong bank type (see [YBOS Bank Types](#))

Definition at line 84 of file ybos.h.

2.27 YBOS Bank Functions (ybk_xxx)

Functions

- void [ybk_init](#) (DWORD *plrl)
- void [ybk_create](#) (DWORD *plrl, char *bkname, DWORD bktype, void *pbkdat)
- INT [ybk_close](#) (DWORD *plrl, void *pbkdat)
- INT [ybk_size](#) (DWORD *plrl)
- INT [ybk_list](#) (DWORD *plrl, char *bklist)
- INT [ybk_find](#) (DWORD *plrl, char *bkname, DWORD *bklen, DWORD *bktype, void **pbk)
- INT [ybk_locate](#) (DWORD *plrl, char *bkname, void *pdata)
- INT [ybk_iterate](#) (DWORD *plrl, YBOS_BANK_HEADER **pybkh, void **pdata)

2.27.1 Function Documentation

2.27.1.1 INT ybk_close (DWORD *plrl, void *pbkdat)

Close the YBOS bank previously created by [ybk_create\(\)](#).

The data pointer pdata must be obtained by [ybk_create\(\)](#) and used as an address to fill a bank. It is incremented with every value written to the bank and finally points to a location just after the last byte of the bank. It is then passed to [ybk_close\(\)](#) to finish the bank creation. YBOS is a 4 bytes bank aligned structure. Padding is performed at the closing of the bank with values of 0x0f or/and 0x0ffb. See [YBOS bank examples](#).

Parameters:

plrl pointer to current composed event.

pbkdat pointer to the current data.

Returns:

number number of bytes contained in bank.

Definition at line 387 of file ybos.c.

2.27.1.2 void ybk_create (DWORD * *plrl*, char * *bkname*, DWORD *bktype*, void * *pbkdat*)

Define the following memory area to be a YBOS bank with the given attribute. See [YBOS bank examples](#).

Before banks can be created in an event, [ybk_init\(\)](#) has to be called first. YBOS does not support mixed bank type. i.e: all the data are expected to be of the same type. YBOS is a 4 bytes bank aligned structure. Padding is performed at the closing of the bank (see [ybk_close](#)) with values of 0x0f or/and 0xffb. See [YBOS bank examples](#).

Parameters:

plrl pointer to the first DWORD of the event area.

bkname name to be assigned to the created bank (max 4 char)

bktype [YBOS Bank Types](#) of the values for the entire created bank.

pbkdat return pointer to the first empty data location.

Returns:

void

Definition at line 274 of file ybos.c.

2.27.1.3 INT ybk_find (DWORD * *plrl*, char * *bkname*, DWORD * *bklen*, DWORD * *bktype*, void ** *pbk*)

Find the requested bank and return the information if the bank as well as the pointer to the top of the data section.

Parameters:

plrl pointer to the area of event.

bkname name of the bank to be located.

bklen returned length in 4bytes unit of the bank.

bktype returned bank type.

pbk pointer to the first data of the found bank.

Returns:

YB_SUCCESS, YB_BANK_NOT_FOUND, YB_WRONG_BANK_TYPE

Definition at line 481 of file ybos.c.

2.27.1.4 void ybk_init (DWORD * *plrl*)

Initializes an event for YBOS banks structure.

Before banks can be created in an event, [ybk_init\(\)](#) has to be called first. See [YBOS bank examples](#).

Parameters:

plrl pointer to the first DWORD of the event area of event

Returns:

void

Definition at line 244 of file ybos.c.

2.27.1.5 INT ybk_iterate (DWORD * *plrl*, YBOS_BANK_HEADER ** *pybkh*, void ** *pdata*)

Returns the bank header pointer and data pointer of the given bank name.

Parameters:

plrl pointer to the area of event.

pybkh pointer to the YBOS bank header.

pdata pointer to the first data of the current bank.

Returns:

data length in 4 bytes unit. return -1 if no more bank found.

Definition at line 567 of file ybos.c.

Referenced by update_odb().

2.27.1.6 INT ybk_list (DWORD * *plrl*, char * *bklist*)

Returns the size in bytes of the event composed of YBOS bank(s).

The [bk_list\(\)](#) has to be a predefined string of max size of YB_STRING_BANKLIST_MAX.

Parameters:

plrl pointer to the area of event

bklist Filled character string of the YBOS bank names found in the event.

Returns:

number of banks found in this event.

Definition at line 432 of file ybos.c.

2.27.1.7 INT ybk_locate (DWORD * *plrl*, char * *bkname*, void * *pdata*)

Locate the requested bank and return the pointer to the top of the data section.

Parameters:

- plrl* pointer to the area of event
- bkname* name of the bank to be located.
- pdata* pointer to the first data of the located bank.

Returns:

Number of DWORD in bank or YB_BANK_NOT_FOUND, YB_WRONG_BANK_TYPE (<0)

Definition at line 528 of file ybos.c.

2.27.1.8 INT ybk_size (DWORD * *plrl*)

Returns the size in bytes of the event composed of YBOS bank(s).

Parameters:

- plrl* pointer to the area of event

Returns:

number of bytes contained in data area of the event

Definition at line 417 of file ybos.c.

2.28 Midas Common Functions (cm_xxx)**Data Structures**

- struct [TR_CLIENT](#)

Functions

- INT [cm_synchronize](#) (DWORD *seconds)
- INT [cm_asctime](#) (char *str, INT buf_size)
- INT [cm_time](#) (DWORD *time)
- char * [cm_get_version](#) ()
- int [cm_get_revision](#) ()
- INT [cm_set_path](#) (char *path)
- INT [cm_get_path](#) (char *path)
- INT [cm_scan_experiments](#) (void)

- INT [cm_delete_client_info](#) (HANDLE [hDB](#), INT pid)
- INT [cm_check_client](#) (HANDLE [hDB](#), HANDLE hKeyClient)
- INT [cm_set_client_info](#) (HANDLE [hDB](#), HANDLE *hKeyClient, char *[host_name](#), char *client_name, INT hw_type, char *password, DWORD watchdog_timeout)
- INT [cm_get_client_info](#) (char *client_name)
- INT [cm_get_environment](#) (char *[host_name](#), int host_name_size, char *[exp_name](#), int exp_name_size)
- INT [cm_connect_experiment](#) (char *[host_name](#), char *[exp_name](#), char *client_name, void(*func)(char *))
- INT [cm_connect_experiment1](#) (char *[host_name](#), char *[exp_name](#), char *client_name, void(*func)(char *), INT [odb_size](#), DWORD watchdog_timeout)
- INT [cm_list_experiments](#) (char *[host_name](#), char [exp_name](#)[MAX_EXPERIMENT][NAME_LENGTH])
- INT [cm_select_experiment](#) (char *[host_name](#), char *[exp_name](#))
- INT [cm_connect_client](#) (char *client_name, HANDLE *hConn)
- INT [cm_disconnect_client](#) (HANDLE hConn, BOOL bShutdown)
- INT [cm_disconnect_experiment](#) (void)
- INT [cm_set_experiment_database](#) (HANDLE [hDB](#), HANDLE hKeyClient)
- INT [cm_get_experiment_database](#) (HANDLE *[hDB](#), HANDLE *hKeyClient)
- int [bm_validate_client_index](#) (const [BUFFER](#) *buf)
- INT [cm_set_watchdog_params](#) (BOOL call_watchdog, DWORD timeout)
- INT [cm_get_watchdog_params](#) (BOOL *call_watchdog, DWORD *timeout)
- INT [cm_get_watchdog_info](#) (HANDLE [hDB](#), char *client_name, DWORD *timeout, DWORD *last)
- INT [cm_register_transition](#) (INT transition, INT(*func)(INT, char *), INT sequence_number)
- INT [cm_set_transition_sequence](#) (INT transition, INT sequence_number)
- INT [cm_register_deferred_transition](#) (INT transition, BOOL(*func)(INT, BOOL))
- INT [cm_check_deferred_transition](#) ()
- INT [cm_transition](#) (INT transition, INT [run_number](#), char *perror, INT strsize, INT async_flag, INT debug_flag)
- INT [cm_yield](#) (INT millisec)
- INT [cm_execute](#) (char *command, char *result, INT bufsize)
- INT [cm_shutdown](#) (char *name, BOOL bUnique)
- INT [cm_exist](#) (char *name, BOOL bUnique)
- INT [cm_cleanup](#) (char *client_name, BOOL ignore_timeout)

2.28.1 Function Documentation

2.28.1.1 int bm_validate_client_index (const BUFFER * buf) [static]

dox*****

Definition at line 2298 of file midas.c.

Referenced by bm_close_buffer(), bm_empty_buffers(), bm_flush_cache(), bm_push_event(), bm_receive_event(), bm_remove_event_request(), bm_send_event(), bm_skip_event(), bm_wait_for_free_space(), cm_cleanup(), and cm_set_watchdog_params().

2.28.1.2 INT cm_asctime (char * str, INT buf_size)

Get time from MIDAS server and set local time.

Parameters:

str return time string
buf_size Maximum size of str

Returns:

CM_SUCCESS

Definition at line 984 of file midas.c.

Referenced by al_trigger_alarm(), and cm_transition().

2.28.1.3 INT cm_check_client (HANDLE hDB, HANDLE hKeyClient)

Check if a client with a /system/client/xxx entry has a valid entry in the ODB client table. If not, remove that client from the /system/client tree.

Parameters:

hDB Handle to online database
hKeyClient Handle to client key

Returns:

CM_SUCCESS, CM_NO_CLIENT

Definition at line 1261 of file midas.c.

Referenced by cm_set_client_info().

2.28.1.4 INT cm_check_deferred_transition ()

Check for any deferred transition. If a deferred transition handler has been registered via the cm_register_deferred_transition function, this routine should be called regularly. It checks if a transition request is pending. If so, it calls the registered handler if the transition should be done and then actually does the transition.

Returns:

CM_SUCCESS, <error> Error from [cm_transition\(\)](#)

Definition at line 2902 of file midas.c.

Referenced by scheduler().

2.28.1.5 INT cm_cleanup (char * *client_name*, BOOL *ignore_timeout*)

Remove hanging clients independent of their watchdog timeout.

Since this function does not obey the client watchdog timeout, it should be only called to remove clients which have their watchdog checking turned off or which are known to be dead. The normal client removal is done via [cm_watchdog\(\)](#).

Currently (Sept. 02) there are two applications for that:

1. The ODBedit command "cleanup", which can be used to remove clients which have their watchdog checking off, like the analyzer started with the "-d" flag for a debugging session.
2. The frontend init code to remove previous frontends. This can be helpful if a frontend dies. Normally, one would have to wait 60 sec. for a crashed frontend to be removed. Only then one can start again the frontend. Since the frontend init code contains a call to [cm_cleanup\(<frontend_name>\)](#), one can restart a frontend immediately.

Added ignore_timeout on Nov.03. A logger might have an increased timeout of up to 60 sec. because of tape operations. If ignore_timeout is FALSE, the logger is then not killed if its inactivity is less than 60 sec., while in the previous implementation it was always killed after 2*WATCHDOG_INTERVAL.

Parameters:

client_name Client name, if zero check all clients

ignore_timeout If TRUE, ignore a possible increased timeout defined by each client.

Returns:

CM_SUCCESS

Definition at line 4525 of file midas.c.

Referenced by main().

2.28.1.6 INT cm_connect_client (char * *client_name*, HANDLE * *hConn*)

Connect to a MIDAS client of the current experiment

For ~~Intermidas~~ users only.

client_name Name of client to connect to. This name is set by the other client via the cm_connect_experiment call.

hConn Connection handle

Returns:

CM_SUCCESS, CM_NO_CLIENT

Definition at line 2023 of file midas.c.

2.28.1.7 INT cm_connect_experiment (char * host_name, char * exp_name, char * client_name, void(*) (char *) func)

This function connects to an existing MIDAS experiment. This must be the first call in a MIDAS application. It opens three TCP connection to the remote host (one for RPC calls, one to send events and one for hot-link notifications from the remote host) and writes client information into the ODB under /System/Clients.

Attention:

All MIDAS applications should evaluate the MIDAS_SERVER_HOST and MIDAS_EXPT_NAME environment variables as defaults to the host name and experiment name (see [Environment variables](#)). For that purpose, the function [cm_get_environment\(\)](#) should be called prior to [cm_connect_experiment\(\)](#). If command line parameters -h and -e are used, the evaluation should be done between [cm_get_environment\(\)](#) and [cm_connect_experiment\(\)](#). The function [cm_disconnect_experiment\(\)](#) must be called before a MIDAS application exits.

```
#include <stdio.h>
#include <midas.h>
main(int argc, char *argv[])
{
    INT status, i;
    char host_name[256], exp_name[32];

    // get default values from environment
    cm_get_environment(host_name, exp_name);

    // parse command line parameters
    for (i=1 ; i<argc ; i++)
    {
        if (argv[i][0] == '-')
        {
            if (i+1 >= argc || argv[i+1][0] == '-')
                goto usage;
            if (argv[i][1] == 'e')
                strcpy(exp_name, argv[++i]);
            else if (argv[i][1] == 'h')
                strcpy(host_name, argv[++i]);
            else
            {
                usage:
                printf("usage: test [-h Hostname] [-e Experiment]\n\n");
            }
        }
    }
}
```



```

        return 1;
    }
}
status = cm_connect_experiment(host_name, exp_name, "Test", NULL);
if (status != CM_SUCCESS)
    return 1;
...do operations...
cm_disconnect_experiment();
}

```

Parameters:

host_name Specifies host to connect to. Must be a valid IP host name. The string can be empty ("") if to connect to the local computer.

exp_name Specifies the experiment to connect to. If this string is empty, the number of defined experiments in exptab is checked. If only one experiment is defined, the function automatically connects to this one. If more than one experiment is defined, a list is presented and the user can interactively select one experiment.

client_name Client name of the calling program as it can be seen by others (like the scl command in ODBEdit).

func Callback function to read in a password if security has been enabled. In all command line applications this function is NULL which invokes an internal `ss_gets()` function to read in a password. In windows environments (MS Windows, X Windows) a function can be supplied to open a dialog box and read in the password. The argument of this function must be the returned password.

Returns:

CM_SUCCESS, CM_UNDEF_EXP, CM_SET_ERROR, RPC_NET_ERROR
CM_VERSION_MISMATCH MIDAS library version different on local and remote computer

Definition at line 1668 of file midas.c.

Referenced by `main()`.

2.28.1.8 INT cm_connect_experiment1 (char * host_name, char * exp_name, char * client_name, void(*)(char *) func, INT odb_size, DWORD watchdog_timeout)

Connect to a MIDAS experiment (to the online database) on a specific host.

For internal use only.

Definition at line 1689 of file midas.c.

Referenced by `cm_connect_experiment()`, and `main()`.

2.28.1.9 INT cm_delete_client_info (HANDLE *hDB*, INT *pid*)

Delete client info from database

Parameters:

hDB Database handle

pid PID of entry to delete, zero for this process.

Returns:

CM_SUCCESS

Definition at line 1210 of file midas.c.

Referenced by cm_check_client(), cm_cleanup(), and cm_disconnect_experiment().

2.28.1.10 INT cm_deregister_transition (INT *transition*)

Definition at line 2722 of file midas.c.

2.28.1.11 INT cm_disconnect_client (HANDLE *hConn*, BOOL *bShutdown*)

Disconnect from a MIDAS client

Parameters:

hConn Connection handle obtained via [cm_connect_client\(\)](#)

bShutdown If TRUE, disconnect from client and shut it down (exit the client program) by sending a RPC_SHUTDOWN message

Returns:

see rpc_client_disconnect()

Definition at line 2089 of file midas.c.

2.28.1.12 INT cm_disconnect_experiment (void)

Disconnect from a MIDAS experiment.

Attention:

Should be the last call to a MIDAS library function in an application before it exits. This function removes the client information from the ODB, disconnects all TCP connections and frees all internal allocated memory. See [cm_connect_experiment\(\)](#) for example.

Returns:

CM_SUCCESS

Definition at line 2103 of file midas.c.

Referenced by cm_connect_experiment1(), main(), and register_equipment().

2.28.1.13 INT cm_execute (char * *command*, char * *result*, INT *bufsize*)

Executes command via system() call

Parameters:

command Command string to execute

result stdout of command

bufsize string size in byte

Returns:

CM_SUCCESS

Definition at line 3600 of file midas.c.

2.28.1.14 INT cm_exist (char * *name*, BOOL *bUnique*)

Check if a MIDAS client exists in current experiment

Parameters:

name Client name

bUnique If true, look for the exact client name. If false, look for namexxx where xxx is a any number

Returns:

CM_SUCCESS, CM_NO_CLIENT

Definition at line 4447 of file midas.c.

Referenced by main().

2.28.1.15 INT cm_get_client_info (char * *client_name*)

Get info about the current client

Parameters:

**client_name* Client name.

Returns:

CM_SUCCESS, CM_UNDEF_EXP

Definition at line 1495 of file midas.c.

Referenced by bm_open_buffer().

2.28.1.16 INT cm_get_environment (char * *host_name*, int *host_name_size*, char * *exp_name*, int *exp_name_size*)

Returns MIDAS environment variables.

Attention:

This function can be used to evaluate the standard MIDAS environment variables before connecting to an experiment (see [Environment variables](#)). The usual way is that the host name and experiment name are first derived from the environment variables MIDAS_SERVER_HOST and MIDAS_EXPT_NAME. They can then be superseded by command line parameters with -h and -e flags.

```
#include <stdio.h>
#include <midas.h>
main(int argc, char *argv[])
{
    INT status, i;
    char host_name[256], exp_name[32];

    // get default values from environment
    cm_get_environment(host_name, exp_name);

    // parse command line parameters
    for (i=1 ; i<argc ; i++)
    {
        if (argv[i][0] == '-')
        {
            if (i+1 >= argc || argv[i+1][0] == '-')
                goto usage;
            if (argv[i][1] == 'e')
                strcpy(exp_name, argv[++i]);
            else if (argv[i][1] == 'h')
                strcpy(host_name, argv[++i]);
            else
            {
usage:
                printf("usage: test [-h Hostname] [-e Experiment]\n\n");
                return 1;
            }
        }
    }
    status = cm_connect_experiment(host_name, exp_name, "Test", NULL);
    if (status != CM_SUCCESS)
        return 1;
    ...do anything...
    cm_disconnect_experiment();
}
```

Parameters:

host_name Contents of MIDAS_SERVER_HOST environment variable.

host_name_size string length

exp_name Contents of MIDAS_EXPT_NAME environment variable.

exp_name_size string length

Returns:

CM_SUCCESS

Definition at line 1571 of file midas.c.

Referenced by main().

2.28.1.17 INT cm_get_experiment_database (HANDLE * *hDB*, HANDLE * *hKeyClient*)

Get the handle to the ODB from the currently connected experiment.

Attention:

This function returns the handle of the online database (ODB) which can be used in future db_xxx() calls. The hkeyclient key handle can be used to access the client information in the ODB. If the client key handle is not needed, the parameter can be NULL.

```

HANDLE hDB, hkeyclient;
char name[32];
int size;
db_get_experiment_database(&hdb, &hkeyclient);
size = sizeof(name);
db_get_value(hdb, hkeyclient, "Name", name, &size, TID_STRING, TRUE);
printf("My name is %s\n", name);

```

Parameters:*hDB* Database handle.*hKeyClient* Handle for key where search starts, zero for root.**Returns:**

CM_SUCCESS

Definition at line 2247 of file midas.c.

Referenced by al_trigger_alarm(), ana_end_of_run(), analyzer_init(), bm_open_buffer(), cm_connect_client(), cm_deregister_transition(), cm_disconnect_experiment(), cm_exist(), cm_get_client_info(), cm_msg_log(), cm_msg_log1(), cm_msg_retrieve(), cm_register_deferred_transition(), cm_register_transition(), cm_set_transition_sequence(), cm_set_watchdog_params(), cm_shutdown(), cm_transition(), el_submit(), and main().

2.28.1.18 INT cm_get_path (char * *path*)

Return the path name previously set with cm_set_path.

Parameters:*path* Pathname

Returns:

CM_SUCCESS

Definition at line 1082 of file midas.c.

Referenced by cm_connect_experiment1(), cm_msg_log(), cm_msg_log1(), and cm_msg_retrieve().

2.28.1.19 int cm_get_revision ()

Return svn revision number of current MIDAS library as a string

Returns:

revision number

Definition at line 1051 of file midas.c.

2.28.1.20 char* cm_get_version ()

Return version number of current MIDAS library as a string

Returns:

version number

Definition at line 1042 of file midas.c.

2.28.1.21 INT cm_get_watchdog_info (HANDLE *hDB*, char * *client_name*, DWORD * *timeout*, DWORD * *last*)

Return watchdog information about specific client

Parameters:*hDB* ODB handle*client_name* ODB client name*timeout* Timeout for this application in seconds*last* Last time watchdog was called in msec**Returns:**

CM_SUCCESS, CM_NO_CLIENT, DB_INVALID_HANDLE

Definition at line 2499 of file midas.c.

2.28.1.22 INT cm_get_watchdog_params (BOOL * *call_watchdog*, DWORD * *timeout*)

Return the current watchdog parameters

Parameters:

call_watchdog Call the cm_watchdog routine periodically

timeout Timeout for this application in seconds

Returns:

CM_SUCCESS

Definition at line 2479 of file midas.c.

Referenced by bm_open_buffer(), cm_connect_experiment1(), cm_set_client_info(), and db_open_database().

2.28.1.23 INT cm_list_experiments (char * *host_name*, char *exp_name*[MAX_EXPERIMENT][NAME_LENGTH])

Connect to a MIDAS server and return all defined experiments in *exp_name[MAX_EXPERIMENTS]

Parameters:

host_name Internet host name.

exp_name list of experiment names

Returns:

CM_SUCCESS, RPC_NET_ERROR

Definition at line 1881 of file midas.c.

Referenced by cm_select_experiment().

2.28.1.24 INT cm_register_deferred_transition (INT *transition*, BOOL(*) (INT, BOOL) *func*)

Register a deferred transition handler. If a client is registered as a deferred transition handler, it may defer a requested transition by returning FALSE until a certain condition (like a motor reaches its end position) is reached.

Parameters:

transition One of TR_xxx

(**func*) Function which gets called whenever a transition is requested. If it returns FALSE, the transition is not performed.

Returns:

CM_SUCCESS, <error> Error from ODB access

Definition at line 2845 of file midas.c.

2.28.1.25 INT cm_register_transition (INT *transition*, INT(*) (INT, char *) *func*, INT *sequence_number*)

Registers a callback function for run transitions. This function internally registers the transition callback function and publishes its request for transition notification by writing a transition request to /System/Clients/<pid>/Transition XXX. Other clients making a transition scan the transition requests of all clients and call their transition callbacks via RPC.

Clients can register for transitions (Start/Stop/Pause/Resume) in a given sequence. All sequence numbers given in the registration are sorted on a transition and the clients are contacted in ascending order. By default, all programs register with a sequence number of 500. The logger however uses 200 for start, so that it can open files before the other clients are contacted, and 800 for stop, so that the files get closed when all other clients have gone already through the stop transition.

The callback function returns CM_SUCCESS if it can perform the transition or a value larger than one in case of error. An error string can be copied into the error variable.

Attention:

The callback function will be called on transitions from inside the [cm_yield\(\)](#) function which therefore must be contained in the main program loop.

```

INT start(INT run_number, char *error)
{
    if (<not ok>)
    {
        strcpy(error, "Cannot start because ...");
        return 2;
    }
    printf("Starting run %d\n", run_number);
    return CM_SUCCESS;
}

main()
{
    ...
    cm_register_transition(TR_START, start, 500);
    do
    {
        status = cm_yield(1000);
    } while (status != RPC_SHUTDOWN &&
            status != SS_ABORT);
    ...
}

```

Parameters:

transition Transition to register for (see [State Codes & Transition Codes](#))

func Callback function.

sequence_number Sequence number for that transition (1..1000)

Returns:

CM_SUCCESS

Definition at line 2658 of file midas.c.

Referenced by main().

2.28.1.26 INT cm_scan_experiments (void)

Scan the "exptab" file for MIDAS experiment names and save them for later use by `rpc_server_accept()`. The file is first searched under \$MIDAS/exptab if present, then the directory from `argv[0]` is probed.

Returns:

CM_SUCCESS

CM_UNDEF_EXP exptab not found and MIDAS_DIR not set

Definition at line 1118 of file midas.c.

Referenced by `cm_connect_experiment1()`, and `cm_list_experiments()`.

2.28.1.27 INT cm_select_experiment (char * *host_name*, char * *exp_name*)

Connect to a MIDAS server and select an experiment from the experiments available on this server

For Intermediate use only.

host_name Internet host name.

exp_name list of experiment names

Returns:

CM_SUCCESS, RPC_NET_ERROR

Definition at line 1984 of file midas.c.

Referenced by `cm_connect_experiment1()`.

2.28.1.28 INT cm_set_client_info (HANDLE *hDB*, HANDLE * *hKeyClient*, char * *host_name*, char * *client_name*, INT *hw_type*, char * *password*, DWORD *watchdog_timeout*)

Set client information in online database and return handle

Parameters:

hDB Handle to online database

hKeyClient returned key
host_name server name
client_name Name of this program as it will be seen by other clients.
hw_type Type of byte order
password MIDAS password
watchdog_timeout Default watchdog timeout, can be overwritten by ODB setting
/programs/<name>/Watchdog timeout

Returns:

CM_SUCCESS

Definition at line 1323 of file midas.c.

Referenced by cm_connect_experiment1().

2.28.1.29 INT cm_set_experiment_database (HANDLE hDB, HANDLE hKey-Client)

Set the handle to the ODB for the currently connected experiment

Parameters:

hDB Database handle
hKeyClient Key handle of client structure

Returns:

CM_SUCCESS

Definition at line 2184 of file midas.c.

Referenced by cm_connect_experiment1(), and cm_disconnect_experiment().

2.28.1.30 INT cm_set_path (char * path)

Set path to actual experiment. This function gets called by cm_connect_experiment if the connection is established to a local experiment (not through the TCP/IP server). The path is then used for all shared memory routines.

Parameters:

path Pathname

Returns:

CM_SUCCESS

Definition at line 1065 of file midas.c.

Referenced by cm_connect_experiment1().

2.28.1.31 INT cm_set_transition_sequence (INT *transition*, INT *sequence_number*)

Change the transition sequence for the calling program.

Parameters:

transition TR_START, TR_PAUSE, TR_RESUME or TR_STOP.

sequence_number New sequence number, should be between 1 and 1000

Returns:

CM_SUCCESS

Definition at line 2781 of file midas.c.

2.28.1.32 INT cm_set_watchdog_params (BOOL *call_watchdog*, DWORD *timeout*)

Sets the internal watchdog flags and the own timeout. If *call_watchdog* is TRUE, the *cm_watchdog* routine is called periodically from the system to show other clients that this application is "alive". On UNIX systems, the *alarm()* timer is used which is then not available for user purposes.

The timeout specifies the time, after which the calling application should be considered "dead" by other clients. Normally, the *cm_watchdog()* routines is called periodically. If a client crashes, this does not occur any more. Then other clients can detect this and clear all buffer and database entries of this application so they are not blocked any more. If this application should not checked by others, the timeout can be specified as zero. It might be useful for debugging purposes to do so, because if a debugger comes to a breakpoint and stops the application, the periodic call of *cm_watchdog* is disabled and the client looks like dead.

If the timeout is not zero, but the watchdog is not called (*call_watchdog* == FALSE), the user must ensure to call *cm_watchdog* periodically with a period of WATCHDOG_INTERVAL milliseconds or less.

An application which calles system routines which block the alarm signal for some time, might increase the timeout to the maximum expected blocking time before issuing the calls. One example is the logger doing Exabyte tape IO, which can take up to one minute.

Parameters:

call_watchdog Call the *cm_watchdog* routine periodically

timeout Timeout for this application in ms

Returns:

CM_SUCCESS

Definition at line 2367 of file midas.c.

Referenced by cm_connect_experiment1(), cm_set_client_info(), and main().

2.28.1.33 INT cm_shutdown (char * *name*, BOOL *bUnique*)

Shutdown (exit) other MIDAS client

Parameters:

name Client name or "all" for all clients

bUnique If true, look for the exact client name. If false, look for namexxx where xxx is a any number.

Returns:

CM_SUCCESS, CM_NO_CLIENT, DB_NO_KEY

Definition at line 4358 of file midas.c.

Referenced by cm_transition(), and main().

2.28.1.34 INT cm_synchronize (DWORD * *seconds*)

Get time from MIDAS server and set local time.

Parameters:

seconds Time in seconds

Returns:

CM_SUCCESS

Definition at line 956 of file midas.c.

Referenced by main().

2.28.1.35 INT cm_time (DWORD * *time*)

Get time from ss_time on server.

Parameters:

time string

Returns:

CM_SUCCESS

Definition at line 1002 of file midas.c.

Referenced by cm_transition().

2.28.1.36 INT cm_transition (INT *transition*, INT *run_number*, char * *perror*, INT *strsize*, INT *async_flag*, INT *debug_flag*)

Performs a run transition (Start/Stop/Pause/Resume).

Synchronous/Asynchronous flag. If set to ASYNC, the transition is done asynchronously, meaning that clients are connected and told to execute their callback routine, but no result is awaited. The return value is specified by the transition callback function on the remote clients. If all callbacks can perform the transition, CM_SUCCESS is returned. If one callback cannot perform the transition, the return value of this callback is returned from [cm_transition\(\)](#). The *async_flag* is usually FALSE so that transition callbacks can block a run transition in case of problems and return an error string. The only exception are situations where a run transition is performed automatically by a program which cannot block in a transition. For example the logger can cause a run stop when a disk is nearly full but it cannot block in the [cm_transition\(\)](#) function since it has its own run stop callback which must flush buffers and close disk files and tapes.

```
...
    i = 1;
    db_set_value(hDB, 0, "/Runinfo/Transition in progress", &i, sizeof(INT), 1, TID_INT);

    status = cm_transition(TR_START, new_run_number, str, sizeof(str), SYNC, debug_flag);
    if (status != CM_SUCCESS)
    {
        // in case of error
        printf("Error: %s\n", str);
    }
    ...
```

Parameters:

transition TR_START, TR_PAUSE, TR_RESUME or TR_STOP.

run_number New run number. If zero, use current run number plus one.

perror returned error string.

strsize Size of error string.

async_flag SYNC: synchronization flag (SYNC:wait completion, ASYNC: return immediately)

debug_flag If 1 output debugging information, if 2 output via [cm_msg\(\)](#).

Returns:

CM_SUCCESS, <error> error code from remote client

Definition at line 2995 of file midas.c.

Referenced by [cm_check_deferred_transition\(\)](#), [scan_fragment\(\)](#), and [scheduler\(\)](#).

2.28.1.37 INT cm_yield (INT *millisec*)

Central yield functions for clients. This routine should be called in an infinite loop by a client in order to give the MIDAS system the opportunity to receive commands over RPC channels, update database records and receive events.

Parameters:

millisec Timeout in millisec. If no message is received during the specified timeout, the routine returns. If *millisec*=-1, it only returns when receiving an RPC_SHUTDOWN message.

Returns:

CM_SUCCESS, RPC_SHUTDOWN

Definition at line 3547 of file midas.c.

Referenced by scan_fragment(), and scheduler().

2.28.1.38 int tr_compare (const void * *arg1*, const void * *arg2*)

Definition at line 2950 of file midas.c.

Referenced by cm_transition().

2.29 Midas Buffer Manager Functions (bm_xxx)**Functions**

- INT [bm_match_event](#) (short int event_id, short int trigger_mask, [EVENT_HEADER](#) *pevent)
- INT [bm_open_buffer](#) (char *[buffer_name](#), INT buffer_size, INT *buffer_handle)
- INT [bm_close_buffer](#) (INT buffer_handle)
- INT [bm_close_all_buffers](#) (void)
- INT [bm_set_cache_size](#) (INT buffer_handle, INT read_size, INT write_size)
- INT [bm_compose_event](#) ([EVENT_HEADER](#) *event_header, short int event_id, short int trigger_mask, DWORD size, DWORD serial)
- INT [bm_request_event](#) (HANDLE buffer_handle, short int event_id, short int trigger_mask, INT sampling_type, HANDLE *request_id, void(*func)(HANDLE, HANDLE, [EVENT_HEADER](#) *, void *))
- INT [bm_remove_event_request](#) (INT buffer_handle, INT request_id)
- INT [bm_delete_request](#) (INT request_id)
- INT [bm_send_event](#) (INT buffer_handle, void *source, INT buf_size, INT async_flag)
- INT [bm_flush_cache](#) (INT buffer_handle, INT async_flag)
- INT [bm_receive_event](#) (INT buffer_handle, void *destination, INT *buf_size, INT async_flag)

- INT [bm_skip_event](#) (INT *buffer_handle*)
- INT [bm_push_event](#) (char **buffer_name*)
- INT [bm_check_buffers](#) ()
- INT [bm_empty_buffers](#) ()

2.29.1 Function Documentation

2.29.1.1 INT [bm_check_buffers](#) ()

Check if any requested event is waiting in a buffer

Returns:

TRUE More events are waiting
FALSE No more events are waiting

Definition at line 6767 of file *midas.c*.

Referenced by [cm_yield\(\)](#).

2.29.1.2 INT [bm_close_all_buffers](#) (void)

Close all open buffers

Returns:

BM_SUCCESS

Definition at line 4102 of file *midas.c*.

Referenced by [cm_disconnect_experiment\(\)](#), and [cm_set_client_info\(\)](#).

2.29.1.3 INT [bm_close_buffer](#) (INT *buffer_handle*)

Closes an event buffer previously opened with [bm_open_buffer\(\)](#).

Parameters:

buffer_handle buffer handle

Returns:

BM_SUCCESS, BM_INVALID_HANDLE

Definition at line 3986 of file *midas.c*.

Referenced by [bm_close_all_buffers\(\)](#), and [source_unbooking\(\)](#).

2.29.1.4 INT bm_compose_event (EVENT_HEADER * event_header, short int event_id, short int trigger_mask, DWORD size, DWORD serial)

Compose a Midas event header. An event header can usually be set-up manually or through this routine. If the data size of the event is not known when the header is composed, it can be set later with event_header->data-size = <...>. Following structure is created at the beginning of an event

```
typedef struct {
    short int    event_id;
    short int    trigger_mask;
    DWORD        serial_number;
    DWORD        time_stamp;
    DWORD        data_size;
} EVENT_HEADER;

char event[1000];
bm_compose_event((EVENT_HEADER *)event, 1, 0, 100, 1);
*(event+sizeof(EVENT_HEADER)) = <...>
```

Parameters:

event_header pointer to the event header
event_id event ID of the event
trigger_mask trigger mask of the event
size size of the data part of the event in bytes
serial serial number

Returns:

BM_SUCCESS

Definition at line 5066 of file midas.c.

Referenced by cm_msg(), cm_msg1(), and source_scan().

2.29.1.5 void bm_convert_event_header (EVENT_HEADER * pevent, int convert_flags) [static]

Definition at line 5574 of file midas.c.

Referenced by bm_copy_from_cache(), and bm_receive_event().

2.29.1.6 int bm_copy_from_cache (BUFFER * pbuf, void * destination, int max_size, int * buf_size, int convert_flags) [static]

Definition at line 5586 of file midas.c.

Referenced by bm_receive_event().

2.29.1.7 INT `bm_delete_request` (INT *request_id*)

Deletes an event request previously done with `bm_request_event()`. When an event request gets deleted, events of that requested type are not received any more. When a buffer is closed via `bm_close_buffer()`, all event requests from that buffer are deleted automatically.

Parameters:

request_id request identifier given by `bm_request_event()`

Returns:

BM_SUCCESS, BM_INVALID_HANDLE

Definition at line 5361 of file `midas.c`.

Referenced by `bm_close_buffer()`, and `source_unbooking()`.

2.29.1.8 void `bm_dispatch_event` (int *buffer_handle*, `EVENT_HEADER` * *pevent*) [static]

Definition at line 5538 of file `midas.c`.

Referenced by `bm_dispatch_from_cache()`, and `bm_push_event()`.

2.29.1.9 void `bm_dispatch_from_cache` (`BUFFER` * *pbuf*, int *buffer_handle*) [static]

Definition at line 5554 of file `midas.c`.

Referenced by `bm_push_event()`.

2.29.1.10 INT `bm_empty_buffers` ()

Clears event buffer and cache. If an event buffer is large and a consumer is slow in analyzing events, events are usually received some time after they are produced. This effect is even more experienced if a read cache is used (via `bm_set_cache_size()`). When changes to the hardware are made in the experience, the consumer will then still analyze old events before any new event which reflects the hardware change. Users can be fooled by looking at histograms which reflect the hardware change many seconds after they have been made.

To overcome this potential problem, the analyzer can call `bm_empty_buffers()` just after the hardware change has been made which skips all old events contained in event buffers and read caches. Technically this is done by forwarding the read pointer of the client. No events are really deleted, they are still visible to other clients like the logger.

Note that the front-end also contains write buffers which can delay the delivery of events. The standard front-end framework `mfe.c` reduces this effect by flushing all buffers once every second.

Returns:

BM_SUCCESS

Definition at line 7082 of file midas.c.

Referenced by handFlush(), source_booking(), and source_unbooking().

2.29.1.11 INT bm_flush_cache (INT *buffer_handle*, INT *async_flag*)

Empty write cache. This function should be used if events in the write cache should be visible to the consumers immediately. It should be called at the end of each run, otherwise events could be kept in the write buffer and will flow to the data of the next run.

Parameters:

buffer_handle Buffer handle obtained via [bm_open_buffer\(\)](#)

async_flag Synchronous/asynchronous flag. If FALSE, the function blocks if the buffer has not enough free space to receive the full cache. If TRUE, the function returns immediately with a value of BM_ASYNC_RETURN without writing the cache.

Returns:

BM_SUCCESS, BM_INVALID_HANDLE

BM_ASYNC_RETURN Routine called with *async_flag* == TRUE and buffer has not enough space to receive cache

BM_NO_MEMORY Event is too large for network buffer or event buffer. One has to increase MAX_EVENT_SIZE in [midas.h](#) and recompile.

Definition at line 6029 of file midas.c.

Referenced by bm_send_event(), close_buffers(), scan_fragment(), scheduler(), send_event(), and tr_stop().

2.29.1.12 INT bm_match_event (short int *event_id*, short int *trigger_mask*, [EVENT_HEADER](#) **pevent*)

Check if an event matches a given event request by the event id and trigger mask

Parameters:

event_id Event ID of request

trigger_mask Trigger mask of request

pevent Pointer to event to check

Returns:

TRUE if event matches request

Definition at line 3708 of file midas.c.

Referenced by `bm_dispatch_event()`, `bm_push_event()`, `bm_receive_event()`, `bm_send_event()`, and `bm_wait_for_free_space()`.

2.29.1.13 INT `bm_open_buffer` (`char * buffer_name`, `INT buffer_size`, `INT * buffer_handle`)

Open an event buffer. Two default buffers are created by the system. The "SYSTEM" buffer is used to exchange events and the "SYSMSG" buffer is used to exchange system messages. The name and size of the event buffers is defined in `midas.h` as `EVENT_BUFFER_NAME` and `2*MAX_EVENT_SIZE`. Following example opens the "SYSTEM" buffer, requests events with ID 1 and enters a main loop. Events are then received in `process_event()`

```
#include <stdio.h>
#include "midas.h"
void process_event(HNDLE hbuf, HNDLE request_id,
                  EVENT_HEADER *pheader, void *pevent)
{
    printf("Received event #%d\r",
          pheader->serial_number);
}
main()
{
    INT status, request_id;
    HNDLE hbuf;
    status = cm_connect_experiment("pc810", "Sample", "Simple Analyzer", NULL);
    if (status != CM_SUCCESS)
        return 1;
    bm_open_buffer(EVENT_BUFFER_NAME, 2*MAX_EVENT_SIZE, &hbuf);
    bm_request_event(hbuf, 1, TRIGGER_ALL, GET_ALL, request_id, process_event);

    do
    {
        status = cm_yield(1000);
    } while (status != RPC_SHUTDOWN && status != SS_ABORT);
    cm_disconnect_experiment();
    return 0;
}
```

Parameters:

buffer_name Name of buffer

buffer_size Default size of buffer in bytes. Can be overwritten with ODB value

buffer_handle Buffer handle returned by function

Returns:

BM_SUCCESS, BM_CREATED

BM_NO_SHM Shared memory cannot be created

BM_NO_MUTEX Mutex cannot be created

BM_NO_MEMORY Not enough memory to create buffer descriptor
 BM_MEMSIZE_MISMATCH Buffer size conflicts with an existing buffer of different size
 BM_INVALID_PARAM Invalid parameter

Definition at line 3769 of file midas.c.

Referenced by cm_msg(), cm_msg1(), cm_msg_register(), register_equipment(), and source_booking().

2.29.1.14 INT bm_push_event (char * *buffer_name*)

Check a buffer if an event is available and call the dispatch function if found.

Parameters:

buffer_name Name of buffer

Returns:

BM_SUCCESS, BM_INVALID_HANDLE, BM_TRUNCATED, BM_ASYNC_RETURN, RPC_NET_ERROR

Definition at line 6550 of file midas.c.

Referenced by bm_check_buffers().

2.29.1.15 int bm_read_cache_has_events (const BUFFER * *pbuf*) [static]

Definition at line 5620 of file midas.c.

Referenced by bm_push_event(), and bm_receive_event().

2.29.1.16 INT bm_receive_event (INT *buffer_handle*, void * *destination*, INT * *buf_size*, INT *async_flag*)

Receives events directly. This function is an alternative way to receive events without a main loop.

It can be used in analysis systems which actively receive events, rather than using callbacks. A analysis package could for example contain its own command line interface. A command like "receive 1000 events" could make it necessary to call [bm_receive_event\(\)](#) 1000 times in a row to receive these events and then return back to the command line prompt. The according [bm_request_event\(\)](#) call contains NULL as the callback routine to indicate that [bm_receive_event\(\)](#) is called to receive events.

```
#include <stdio.h>
#include "midas.h"
```

```

void process_event(EVENT_HEADER *pheader)
{
    printf("Received event #%d\r",
        pheader->serial_number);
}
main()
{
    INT status, request_id;
    HANDLE hbuf;
    char event_buffer[1000];
    status = cm_connect_experiment("", "Sample",
        "Simple Analyzer", NULL);
    if (status != CM_SUCCESS)
        return 1;
    bm_open_buffer(EVENT_BUFFER_NAME, 2*MAX_EVENT_SIZE, &hbuf);
    bm_request_event(hbuf, 1, TRIGGER_ALL, GET_ALL, request_id, NULL);

    do
    {
        size = sizeof(event_buffer);
        status = bm_receive_event(hbuf, event_buffer, &size, ASYNC);
        if (status == CM_SUCCESS)
            process_event((EVENT_HEADER *) event_buffer);
        <...do something else...>
        status = cm_yield(0);
    } while (status != RPC_SHUTDOWN &&
        status != SS_ABORT);
    cm_disconnect_experiment();
    return 0;
}

```

Parameters:*buffer_handle* buffer handle*destination* destination address where event is written to*buf_size* size of destination buffer on input, size of event plus header on return.*async_flag* Synchronous/asynchronous flag. If FALSE, the function blocks if no event is available. If TRUE, the function returns immediately with a value of BM_ASYNC_RETURN without receiving any event.**Returns:**

BM_SUCCESS, BM_INVALID_HANDLE

BM_TRUNCATED The event is larger than the destination buffer and was therefore truncated

BM_ASYNC_RETURN No event available

Definition at line 6223 of file midas.c.

Referenced by handFlush(), and source_scan().

2.29.1.17 INT bm_remove_event_request (INT *buffer_handle*, INT *request_id*)

Delete a previously placed request for a specific event type in the client structure of the buffer refereced by `buffer_handle`.

Parameters:

buffer_handle Handle to the buffer where the re- quest should be placed in
request_id Request id returned by `bm_request_event`

Returns:

BM_SUCCESS, BM_INVALID_HANDLE, BM_NOT_FOUND, RPC_NET_ERROR

Definition at line 5292 of file `midas.c`.

Referenced by `bm_delete_request()`.

2.29.1.18 `INT bm_request_event (HANDLE buffer_handle, short int event_id, short int trigger_mask, INT sampling_type, HANDLE *request_id, void(*) (HANDLE, HANDLE, EVENT_HEADER *, void *) func)`

Place an event request based on certain characteristics. Multiple event requests can be placed for each buffer, which are later identified by their request ID. They can contain different callback routines. Example see `bm_open_buffer()` and `bm_receive_event()`

Parameters:

buffer_handle buffer handle obtained via `bm_open_buffer()`
event_id event ID for requested events. Use `EVENTID_ALL` to receive events with any ID.
trigger_mask trigger mask for requested events. The requested events must have at least one bit in its trigger mask common with the requested trigger mask. Use `TRIGGER_ALL` to receive events with any trigger mask.
sampling_type specifies how many events to receive. A value of `GET_ALL` receives all events which match the specified event ID and trigger mask. If the events are consumed slower than produced, the producer is automatically slowed down. A value of `GET_SOME` receives as much events as possible without slowing down the producer. `GET_ALL` is typically used by the logger, while `GET_SOME` is typically used by analyzers.
request_id request ID returned by the function. This ID is passed to the callback routine and must be used in the `bm_delete_request()` routine.
func allback routine which gets called when an event of the specified type is received.

Returns:

BM_SUCCESS, BM_INVALID_HANDLE
 BM_NO_MEMORY too many requests. The value `MAX_EVENT_REQUESTS` in `midas.h` should be increased.

Definition at line 5228 of file midas.c.

Referenced by `cm_msg_register()`, and `source_booking()`.

2.29.1.19 INT `bm_send_event` (INT *buffer_handle*, void * *source*, INT *buf_size*, INT *async_flag*)

Sends an event to a buffer. This function check if the buffer has enough space for the event, then copies the event to the buffer in shared memory. If clients have requests for the event, they are notified via an UDP packet.

```
char event[1000];
// create event with ID 1, trigger mask 0, size 100 bytes and serial number 1
bm_compose_event((EVENT_HEADER *) event, 1, 0, 100, 1);

// set first byte of event
*(event+sizeof(EVENT_HEADER)) = <...>
#include <stdio.h>
#include "midas.h"
main()
{
    INT status, i;
    HANDLE hbuf;
    char event[1000];
    status = cm_connect_experiment("", "Sample", "Producer", NULL);
    if (status != CM_SUCCESS)
        return 1;
    bm_open_buffer(EVENT_BUFFER_NAME, 2*MAX_EVENT_SIZE, &hbuf);

    // create event with ID 1, trigger mask 0, size 100 bytes and serial number 1
    bm_compose_event((EVENT_HEADER *) event, 1, 0, 100, 1);

    // set event data
    for (i=0 ; i<100 ; i++)
        *(event+sizeof(EVENT_HEADER)+i) = i;
    // send event
    bm_send_event(hbuf, event, 100+sizeof(EVENT_HEADER), SYNC);
    cm_disconnect_experiment();
    return 0;
}
```

Parameters:

buffer_handle Buffer handle obtained via [bm_open_buffer\(\)](#)

source Address of event buffer

buf_size Size of event including event header in bytes

async_flag Synchronous/asynchronous flag. If FALSE, the function blocks if the buffer has not enough free space to receive the event. If TRUE, the function returns immediately with a value of BM_ASYNC_RETURN without writing the event to the buffer

Returns:

BM_SUCCESS, BM_INVALID_HANDLE, BM_INVALID_PARAM

BM_ASYNC_RETURN Routine called with `async_flag == TRUE` and buffer has not enough space to receive event
BM_NO_MEMORY Event is too large for network buffer or event buffer. One has to increase `MAX_EVENT_SIZE` in [midas.h](#) and recompile.

Definition at line 5838 of file `midas.c`.

Referenced by `cm_msg()`, `cm_msg1()`, and `rpc_send_event()`.

2.29.1.20 INT `bm_set_cache_size` (INT *buffer_handle*, INT *read_size*, INT *write_size*)

Modifies buffer cache size. Without a buffer cache, events are copied to/from the shared memory event by event.

To protect processed from accessing the shared memory simultaneously, semaphores are used. Since semaphore operations are CPU consuming (typically 50-100us) this can slow down the data transfer especially for small events. By using a cache the number of semaphore operations is reduced dramatically. Instead writing directly to the shared memory, the events are copied to a local cache buffer. When this buffer is full, it is copied to the shared memory in one operation. The same technique can be used when receiving events.

The drawback of this method is that the events have to be copied twice, once to the cache and once from the cache to the shared memory. Therefore it can happen that the usage of a cache even slows down data throughput on a given environment (computer type, OS type, event size). The cache size has therefore be optimized manually to maximize data throughput.

Parameters:

buffer_handle buffer handle obtained via [bm_open_buffer\(\)](#)

read_size cache size for reading events in bytes, zero for no cache

write_size cache size for writing events in bytes, zero for no cache

Returns:

BM_SUCCESS, BM_INVALID_HANDLE, BM_NO_MEMORY, BM_INVALID_PARAM

Definition at line 4971 of file `midas.c`.

Referenced by `register_equipment()`.

2.29.1.21 INT `bm_skip_event` (INT *buffer_handle*)

Skip all events in current buffer.

Useful for single event displays to see the newest events

Parameters:

buffer_handle Handle of the buffer. Must be obtained via `bm_open_buffer`.

Returns:

BM_SUCCESS, BM_INVALID_HANDLE, RPC_NET_ERROR

Definition at line 6502 of file `midas.c`.

2.29.1.22 `BOOL bm_update_read_pointer (const char * caller_name, BUFFER_HEADER * pheader) [static]`

Definition at line 5454 of file `midas.c`.

Referenced by `bm_flush_cache()`, `bm_push_event()`, `bm_receive_event()`, `bm_send_event()`, and `bm_wait_for_free_space()`.

2.29.1.23 `void bm_validate_client_pointers (BUFFER_HEADER * pheader, BUFFER_CLIENT * pclient) [static]`

Definition at line 5393 of file `midas.c`.

Referenced by `bm_update_read_pointer()`.

2.29.1.24 `int bm_wait_for_free_space (int buffer_handle, BUFFER * pbuf, int async_flag, int requested_space) [static]`

Definition at line 5631 of file `midas.c`.

Referenced by `bm_flush_cache()`, and `bm_send_event()`.

2.29.1.25 `void bm_wakeup_producers (const BUFFER_HEADER * pheader, const BUFFER_CLIENT * pc) [static]`

Definition at line 5509 of file `midas.c`.

Referenced by `bm_push_event()`, and `bm_receive_event()`.

2.30 Midas Message Functions (msg_xxx)

Functions

- INT `cm_get_error` (INT code, char *string)
- INT `cm_set_msg_print` (INT system_mask, INT user_mask, int(*func)(const char *))
- INT `cm_msg_log` (INT message_type, const char *message)

- INT `cm_msg_log1` (INT *message_type*, const char **message*, const char **facility*)
- INT `cm_msg` (INT *message_type*, char **filename*, INT *line*, const char **routine*, const char **format*,...)
- INT `cm_msg1` (INT *message_type*, char **filename*, INT *line*, const char **facility*, const char **routine*, const char **format*,...)
- INT `cm_msg_register` (void(**func*)(HANDLE, HANDLE, `EVENT_HEADER` *, void *))
- INT `cm_msg_retrieve` (INT *n_message*, char **message*, INT **buf_size*)

2.30.1 Function Documentation

2.30.1.1 INT `cm_get_error` (INT *code*, char * *string*)

Convert error code to string. Used after `cm_connect_experiment` to print error string in command line programs or windows programs.

Parameters:

code Error code as defined in `midas.h`

string Error string

Returns:

CM_SUCCESS

Definition at line 297 of file `midas.c`.

Referenced by `cm_connect_experiment()`.

2.30.1.2 INT `cm_msg` (INT *message_type*, char * *filename*, INT *line*, const char * *routine*, const char * *format*, ...)

This routine can be called whenever an internal error occurs or an informative message is produced. Different message types can be enabled or disabled by setting the type bits via `cm_set_msg_print()`.

Attention:

Do not add the "\n" escape carriage control at the end of the formatted line as it is already added by the client on the receiving side.

```
...
cm_msg(MINFO, "my program", "This is a information message only);
cm_msg(MERROR, "my program", "This is an error message with status:%d", my_status);
cm_msg(MTALK, "my_program", "My program is Done!");
...
```

Parameters:

message_type (See [MIDAS Macros](#)).
filename Name of source file where error occurred
line Line number where error occurred
routine Routine name.
format message to printout, ... Parameters like for printf()

Returns:

CM_SUCCESS

Definition at line 560 of file midas.c.

Referenced by al_trigger_alarm(), analyzer_init(), bk_list(), bm_close_buffer(), bm_copy_from_cache(), bm_flush_cache(), bm_open_buffer(), bm_push_event(), bm_receive_event(), bm_remove_event_request(), bm_request_event(), bm_send_event(), bm_set_cache_size(), bm_skip_event(), bm_update_read_pointer(), bm_validate_client_index(), bm_validate_client_pointers(), bm_wait_for_free_space(), bm_wakeup_producers(), close_buffers(), cm_check_client(), cm_check_deferred_transition(), cm_cleanup(), cm_connect_experiment1(), cm_deregister_transition(), cm_disconnect_experiment(), cm_get_watchdog_info(), cm_list_experiments(), cm_register_deferred_transition(), cm_register_transition(), cm_set_client_info(), cm_set_transition_sequence(), cm_shutdown(), cm_transition(), db_check_record(), db_close_database(), db_copy(), db_copy_xml(), db_create_key(), db_create_link(), db_create_record(), db_delete_key1(), db_enum_key(), db_find_key(), db_get_data(), db_get_data_index(), db_get_key(), db_get_key_info(), db_get_key_time(), db_get_record(), db_get_value(), db_load(), db_lock_database(), db_open_database(), db_open_record(), db_paste(), db_paste_node(), db_protect_database(), db_save(), db_save_struct(), db_save_xml(), db_save_xml_key(), db_set_data(), db_set_data_index(), db_set_record(), db_set_value(), db_unlock_database(), dm_buffer_create(), el_submit(), handFlush(), load_fragment(), main(), readout_thread(), receive_trigger_event(), register_equipment(), rpc_flush_event(), rpc_register_functions(), rpc_send_event(), rpc_set_option(), scan_fragment(), scheduler(), send_event(), source_booking(), source_scan(), source_unbooking(), tr_start(), tr_stop(), update_odb(), and ybk_list().

2.30.1.3 INT cm_msg1 (INT *message_type*, char * *filename*, INT *line*, const char * *facility*, const char * *routine*, const char * *format*, ...)

This routine is similar to [cm_msg\(\)](#). It differs from [cm_msg\(\)](#) only by the logging destination being a file given through the argument list i.e: **facility**

For Attention only.

Do not add the "\n" escape carriage control at the end of the formatted line as it is already added by the client on the receiving side. The first arg in the following example uses the predefined macro MINFO which handles automatically the first 3 arguments of the function (see [MIDAS Macros](#)).

```

...
cm_msg1(MINFO, "my_log_file", "my_program", " My message status:%d", status);
...
//----- File my_log_file.log
Thu Nov  8 17:59:28 2001 [my_program] My message status:1

```

Parameters:

message_type See [MIDAS Macros](#).
filename Name of source file where error occurred
line Line number where error occurred
facility Logging file name
routine Routine name
format message to printout, ... Parameters like for printf()

Returns:

CM_SUCCESS

Definition at line 676 of file midas.c.

2.30.1.4 INT cm_msg_log (INT *message_type*, const char * *message*)

Write message to logging file. Called by cm_msg.

Attention:

May burn your fingers

Parameters:

message_type Message type
message Message string

Returns:

CM_SUCCESS

Definition at line 359 of file midas.c.

Referenced by cm_msg().

2.30.1.5 INT cm_msg_log1 (INT *message_type*, const char * *message*, const char * *facility*)

Write message to logging file. Called by [cm_msg\(\)](#).

For ~~Intermittent~~ use only.

message_type Message type
message Message string
facility Message facility, filename in which messages will be written

Returns:

CM_SUCCESS

Definition at line 431 of file midas.c.

Referenced by cm_msg1().

2.30.1.6 INT cm_msg_register (void(*) (HANDLE, HANDLE, EVENT_HEADER *, void *) func)

Register a dispatch function for receiving system messages.

- example code from mlxspeaker.c

```
void receive_message(HANDLE hBuf, HANDLE id, EVENT_HEADER *header, void *message)
{
    char str[256], *pc, *sp;
    // print message
    printf("%s\n", (char *) (message));

    printf("evID:%x Mask:%x Serial:%i Size:%d\n"
           ,header->event_id
           ,header->trigger_mask
           ,header->serial_number
           ,header->data_size);
    pc = strchr((char *) (message), ']')+2;
    ...
    // skip none talking message
    if (header->trigger_mask == MT_TALK ||
        header->trigger_mask == MT_USER)
        ...
}

int main(int argc, char *argv[])
{
    ...
    // now connect to server
    status = cm_connect_experiment(host_name, exp_name, "Speaker", NULL);
    if (status != CM_SUCCESS)
        return 1;
    // Register callback for messages
    cm_msg_register(receive_message);
    ...
}
```

Parameters:*func* Dispatch function.**Returns:**

CM_SUCCESS or bm_open_buffer and bm_request_event return status

Definition at line 807 of file midas.c.

2.30.1.7 INT cm_msg_retrieve (INT *n_message*, char * *message*, INT * *buf_size*)

Retrieve old messages from log file

Parameters:

- n_message* Number of messages to retrieve
- message* *buf_size* bytes of messages, separated by characters. The returned number of bytes is normally smaller than the initial *buf_size*, since only full lines are returned.
- **buf_size* Size of message buffer to fill

Returns:

CM_SUCCESS

Definition at line 837 of file midas.c.

2.30.1.8 INT cm_set_msg_print (INT *system_mask*, INT *user_mask*, int(*) (const char *) *func*)

Set message masks. When a message is generated by calling [cm_msg\(\)](#), it can go to two destinations. First a user defined callback routine and second to the "SYSMSG" buffer.

A user defined callback receives all messages which satisfy the *user_mask*.

```
int message_print(const char *msg)
{
    char str[160];

    memset(str, ' ', 159);
    str[159] = 0;
    if (msg[0] == '[')
        msg = strchr(msg, ']')+2;
    memcpy(str, msg, strlen(msg));
    ss_printf(0, 20, str);
    return 0;
}
...
cm_set_msg_print(MT_ALL, MT_ALL, message_print);
...
```

Parameters:

- system_mask* Bit masks for MERROR, MINFO etc. to send system messages.
- user_mask* Bit masks for MERROR, MINFO etc. to send messages to the user callback.
- func* Function which receives all printout. By setting "puts", messages are just printed to the screen.

Returns:

CM_SUCCESS

Definition at line 342 of file midas.c.

Referenced by cm_connect_experiment1(), and main().

2.31 Midas Bank Functions (bk_XXX)**Functions**

- void [bk_init](#) (void *event)
- void [bk_init32](#) (void *event)
- INT [bk_size](#) (void *event)
- void [bk_create](#) (void *event, const char *name, WORD type, void *pdata)
- INT [bk_close](#) (void *event, void *pdata)
- INT [bk_list](#) (void *event, char *bklist)
- INT [bk_locate](#) (void *event, const char *name, void *pdata)
- INT [bk_find](#) (BANK_HEADER *pbkh, const char *name, DWORD *bklen, DWORD *bktype, void **pdata)
- INT [bk_iterate](#) (void *event, BANK **pbk, void *pdata)
- INT [bk_swap](#) (void *event, BOOL force)

2.31.1 Function Documentation**2.31.1.1 INT [bk_close](#) (void *event, void *pdata)**

Close the Midas bank prviously created by [bk_create\(\)](#). The data pointer pdata must be obtained by [bk_create\(\)](#) and used as an address to fill a bank. It is incremented with every value written to the bank and finally points to a location just after the last byte of the bank. It is then passed to [bk_close\(\)](#) to finish the bank creation

Parameters:*event* pointer to current composed event*pdata* pointer to the data**Returns:**

number of bytes contained in bank

Definition at line 12168 of file midas.c.

Referenced by [adc_calib\(\)](#), [adc_summing\(\)](#), [eb_user\(\)](#), [read_scaler_event\(\)](#), [read_trigger_event\(\)](#), and [scaler_accum\(\)](#).

2.31.1.2 void bk_create (void * event, const char * name, WORD type, void * pdata)

Create a Midas bank. The data pointer pdata must be used as an address to fill a bank. It is incremented with every value written to the bank and finally points to a location just after the last byte of the bank. It is then passed to the function [bk_close\(\)](#) to finish the bank creation.

```
INT *pdata;
bk_init(pevent);
bk_create(pevent, "ADC0", TID_INT, &pdata);
*pdata++ = 123
*pdata++ = 456
bk_close(pevent, pdata);
```

Parameters:

- event* pointer to the data area
- name* of the bank, must be exactly 4 characters
- type* type of bank, one of the [Midas Data Types](#) values defined in [midas.h](#)
- pdata* pointer to the data area of the newly created bank

Returns:

void

Definition at line 12056 of file midas.c.

Referenced by [adc_calib\(\)](#), [adc_summing\(\)](#), [eb_user\(\)](#), [read_scaler_event\(\)](#), [read_trigger_event\(\)](#), and [scaler_accum\(\)](#).

2.31.1.3 INT bk_find (BANK_HEADER * pbkh, const char * name, DWORD * bklen, DWORD * bktype, void ** pdata)

Finds a MIDAS bank of given name inside an event.

Parameters:

- pbkh* pointer to current composed event
- name* bank name to look for
- bklen* number of elements in bank
- bktype* bank type, one of TID_XXX
- pdata* pointer to data area of bank, NULL if bank not found

Returns:

1 if bank found, 0 otherwise

Definition at line 12312 of file midas.c.

2.31.1.4 void bk_init (void * event)

Initializes an event for Midas banks structure. Before banks can be created in an event, [bk_init\(\)](#) has to be called first.

Parameters:

event pointer to the area of event

Definition at line 11974 of file midas.c.

Referenced by [eb_user\(\)](#), [read_scaler_event\(\)](#), and [read_trigger_event\(\)](#).

2.31.1.5 void bk_init32 (void * event)

Initializes an event for Midas banks structure for large bank size (> 32KBytes) Before banks can be created in an event, [bk_init32\(\)](#) has to be called first.

Parameters:

event pointer to the area of event

Returns:

void

Definition at line 12015 of file midas.c.

2.31.1.6 INT bk_iterate (void * event, [BANK](#) ** pbk, void * pdata)

Iterates through banks inside an event. The function can be used to enumerate all banks of an event. The returned pointer to the bank header has following structure:

```
typedef struct {
char    name[4];
WORD    type;
WORD    data_size;
} BANK;
```

where type is a TID_xxx value and data_size the size of the bank in bytes.

```
BANK *pbk;
INT size;
void *pdata;
char name[5];
pbk = NULL;
do
{
size = bk_iterate(event, &pbk, &pdata);
if (pbk == NULL)
break;
*((DWORD *)name) = *((DWORD *)pbk->name);
```

```
name[4] = 0;
printf("bank %s found\n", name);
} while(TRUE);
```

Parameters:

event Pointer to data area of event.

pbk pointer to the bank header, must be NULL for the first call to this function.

pdata Pointer to the bank header, must be NULL for the first call to this function

Returns:

Size of bank in bytes

Definition at line 12393 of file midas.c.

Referenced by bk_list(), and update_odb().

2.31.1.7 INT bk_list (void * event, char * bklist)

Extract the MIDAS bank name listing of an event. The bklist should be dimensioned with STRING_BANKLIST_MAX which corresponds to a max of BANKLIST_MAX banks ([midas.h](#): 32 banks max).

```
INT adc_calib(EVENT_HEADER *pheader, void *pevent)
{
    INT    n_adc, nbanks;
    WORD   *pdata;
    char   banklist[STRING_BANKLIST_MAX];

    // Display # of banks and list of banks in the event
    nbanks = bk_list(pevent, banklist);
    printf("#banks:%d List:%s\n", nbanks, banklist);

    // look for ADC0 bank, return if not present
    n_adc = bk_locate(pevent, "ADC0", &pdata);
    ...
}
```

Parameters:

event pointer to current composed event

bklist returned ASCII string, has to be booked with STRING_BANKLIST_MAX.

Returns:

number of bank found in this event.

Definition at line 12218 of file midas.c.

2.31.1.8 INT bk_locate (void * event, const char * name, void * pdata)

Locates a MIDAS bank of given name inside an event.

Parameters:

- event* pointer to current composed event
- name* bank name to look for
- pdata* pointer to data area of bank, NULL if bank not found

Returns:

- number of values inside the bank

Definition at line 12262 of file midas.c.

Referenced by `adc_calib()`, `adc_summing()`, and `scaler_accum()`.

2.31.1.9 INT bk_size (void * event)

Returns the size of an event containing banks. The total size of an event is the value returned by `bk_size()` plus the size of the event header (`sizeof(EVENT_HEADER)`).

Parameters:

- event* pointer to the area of event

Returns:

- number of bytes contained in data area of event

Definition at line 12029 of file midas.c.

Referenced by `read_scaler_event()`, and `read_trigger_event()`.

2.31.1.10 INT bk_swap (void * event, BOOL force)

Swaps bytes from little endian to big endian or vice versa for a whole event.

An event contains a flag which is set by `bk_init()` to identify the endian format of an event. If *force* is FALSE, this flag is evaluated and the event is only swapped if it is in the "wrong" format for this system. An event can be swapped to the "wrong" format on purpose for example by a front-end which wants to produce events in a "right" format for a back-end analyzer which has different byte ordering.

Parameters:

- event* pointer to data area of event
- force* If TRUE, the event is always swapped, if FALSE, the event is only swapped if it is in the wrong format.

Returns:

1==event has been swap, 0==event has not been swapped.

Definition at line 12468 of file midas.c.

Referenced by eb_mfragment_add(), and source_scan().

2.32 Midas Alarm Functions (al_xxx)**Functions**

- INT [al_trigger_alarm](#) (char *alarm_name, char *alarm_message, char *default_class, char *cond_str, INT type)

2.32.1 Function Documentation**2.32.1.1 INT al_trigger_alarm (char * *alarm_name*, char * *alarm_message*, char * *default_class*, char * *cond_str*, INT *type*)**

Trigger a certain alarm.

```
...
lazy.alarm[0] = 0;
size = sizeof(lazy.alarm);
db_get_value(hDB, pLch->hKey, "Settings/Alarm Class", lazy.alarm, &size, TID_STRING, TRUE);

// trigger alarm if defined
if (lazy.alarm[0])
    al_trigger_alarm("Tape", "Tape full...load new one!", lazy.alarm, "Tape full", AT_INTERNAL);
...
```

Parameters:

alarm_name Alarm name, defined in /alarms/alarms

alarm_message Optional message which goes with alarm

default_class If alarm is not yet defined under /alarms/alarms/<alarm_name>, a new one is created and this default class is used.

cond_str String displayed in alarm condition

type Alarm type, one of AT_xxx

Returns:

AL_SUCCESS, AL_INVALID_NAME

Definition at line 15438 of file midas.c.

2.33 Midas History Functions (hs_XXX)

Functions

- INT [hs_set_path](#) (char *path)
- INT [hs_open_file](#) (time_t ltime, char *suffix, INT mode, int *fh)

2.33.1 Function Documentation

2.33.1.1 INT [hs_open_file](#) (time_t *ltime*, char * *suffix*, INT *mode*, int * *fh*)

Open history file belonging to certain date. Internal use only.

Parameters:

ltime Date for which a history file should be opened.

suffix File name suffix like "hst", "idx", "idf"

mode R/W access mode

fh File handle

Returns:

HS_SUCCESS

Definition at line 12606 of file midas.c.

2.33.1.2 INT [hs_set_path](#) (char * *path*)

Sets the path for future history file accesses. Should be called before any other history function is called.

Parameters:

path Directory where history files reside

Returns:

HS_SUCCESS

Definition at line 12580 of file midas.c.

2.34 Midas Elog Functions (el_xxx)

Functions

- INT `el_submit` (int *run*, char **author*, char **type*, char **system*, char **subject*, char **text*, char **reply_to*, char **encoding*, char **afilename1*, char **buffer1*, INT *buffer_size1*, char **afilename2*, char **buffer2*, INT *buffer_size2*, char **afilename3*, char **buffer3*, INT *buffer_size3*, char **tag*, INT *tag_size*)

2.34.1 Function Documentation

2.34.1.1 INT `el_submit` (int *run*, char * *author*, char * *type*, char * *system*, char * *subject*, char * *text*, char * *reply_to*, char * *encoding*, char * *afilename1*, char * *buffer1*, INT *buffer_size1*, char * *afilename2*, char * *buffer2*, INT *buffer_size2*, char * *afilename3*, char * *buffer3*, INT *buffer_size3*, char * *tag*, INT *tag_size*)

Submit an ELog entry.

Parameters:

run Run Number.
author Message author.
type Message type.
system Message system.
subject Subject.
text Message text.
reply_to In reply to this message.
encoding Text encoding, either HTML or plain.
afilename1 File name of attachment.
buffer1 File contents.
buffer_size1 Size of buffer in bytes.
afilename2 File name of attachment.
buffer2 File contents.
buffer_size2 Size of buffer in bytes.
afilename3 File name of attachment.
buffer3 File contents.
buffer_size3 Size of buffer in bytes.
tag If given, edit existing message.

tag_size Maximum size of tag.

Returns:

EL_SUCCESS

Definition at line 14395 of file midas.c.

2.35 Midas RPC Functions (rpc_xxx)

Functions

- INT [rpc_register_client](#) (char *name, RPC_LIST *list)
- INT [rpc_register_functions](#) (RPC_LIST *new_list, INT(*func)(INT, void **))
- INT [rpc_set_option](#) (HANDLE hConn, INT item, INT value)
- INT [rpc_send_event](#) (INT buffer_handle, void *source, INT buf_size, INT async_flag, INT mode)
- INT [rpc_flush_event](#) ()

2.35.1 Function Documentation

2.35.1.1 INT [rpc_flush_event](#) ()

Send event residing in the TCP cache buffer filled by [rpc_send_event](#). This routine should be called when a run is stopped.

Returns:

RPC_SUCCESS, RPC_NET_ERROR

Definition at line 9665 of file midas.c.

Referenced by [scan_fragment\(\)](#), [scheduler\(\)](#), [send_event\(\)](#), and [tr_stop\(\)](#).

2.35.1.2 INT [rpc_register_client](#) (char * *name*, RPC_LIST * *list*)

Register RPC client for standalone mode (without standard midas server)

Parameters:

list Array of RPC_LIST structures containing function IDs and parameter definitions. The end of the list must be indicated by a function ID of zero.

name Name of this client

Returns:

RPC_SUCCESS

Definition at line 7535 of file midas.c.

2.35.1.3 INT rpc_register_functions (RPC_LIST * *new_list*, INT(*)(INT, void **)*func*)

Register a set of RPC functions (both as clients or servers)

Parameters:*new_list* Array of RPC_LIST structures containing function IDs and parameter definitions. The end of the list must be indicated by a function ID of zero.*func* Default dispatch function**Returns:**

RPC_SUCCESS, RPC_NO_MEMORY, RPC_DOUBLE_DEFINED

Definition at line 7555 of file midas.c.

Referenced by cm_connect_experiment1(), and rpc_register_client().

2.35.1.4 INT rpc_send_event (INT *buffer_handle*, void * *source*, INT *buf_size*, INT *async_flag*, INT *mode*)

Fast send_event routine which bypasses the RPC layer and sends the event directly at the TCP level.

Parameters:*buffer_handle* Handle of the buffer to send the event to. Must be obtained via bm_open_buffer.*source* Address of the event to send. It must have a proper event header.*buf_size* Size of event in bytes with header.*async_flag* SYNC / ASYNC flag. In ASYNC mode, the function returns immediately if it cannot send the event over the network. In SYNC mode, it waits until the packet is sent (blocking).*mode* Determines in which mode the event is sent. If zero, use RPC socket, if one, use special event socket to bypass RPC layer on the server side.**Returns:**

BM_INVALID_PARAM, BM_ASYNC_RETURN, RPC_SUCCESS, RPC_NET_ERROR, RPC_NO_CONNECTION, RPC_EXCEED_BUFFER

Definition at line 9465 of file midas.c.

Referenced by receive_trigger_event(), scheduler(), send_event(), and source_scan().

2.35.1.5 INT rpc_set_option (HANDLE *hConn*, INT *item*, INT *value*)

Set RPC option

Parameters:

hConn RPC connection handle

item One of RPC_Oxxx

value Value to set

Returns:

RPC_SUCCESS

Definition at line 8554 of file midas.c.

Referenced by `bm_receive_event()`, `cm_transition()`, `db_send_changed_records()`, `main()`, `scheduler()`, and `update_odb()`.

2.36 Midas Dual Buffer Memory Functions (dm_xxx)

Functions

- INT [dm_buffer_create](#) (INT *size*, INT *user_max_event_size*)

2.36.1 Function Documentation

2.36.1.1 INT dm_buffer_create (INT *size*, INT *user_max_event_size*)

Setup a dual memory buffer. Has to be called initially before any other dm_xxx function

Parameters:

size Size in bytes

user_max_event_size max event size

Returns:

CM_SUCCESS, BM_NO_MEMORY, BM_MEMSIZE_MISMATCH

Definition at line 16396 of file midas.c.

2.37 Midas Ring Buffer Functions (rb_xxx)

Functions

- int `rb_set_nonblocking` ()
- int `rb_create` (int size, int max_event_size, int *handle)
- int `rb_delete` (int handle)
- int `rb_get_wp` (int handle, void **p, int millisec)
- int `rb_increment_wp` (int handle, int size)
- int `rb_get_rp` (int handle, void **p, int millisec)
- int `rb_increment_rp` (int handle, int size)
- int `rb_get_buffer_level` (int handle, int *n_bytes)

2.37.1 Function Documentation

2.37.1.1 int rb_create (int size, int max_event_size, int * handle)

Create a ring buffer with a given size

Provide an inter-thread buffer scheme for handling front-end events. This code allows concurrent data acquisition, calibration and network transfer on a multi-CPU machine. One thread reads out the data, passes it via the ring buffer functions to another thread running on the other CPU, which can then calibrate and/or send the data over the network.

Parameters:

- size* Size of ring buffer, must be larger than 2*max_event_size
max_event_size Maximum event size to be placed into
**handle* Handle to ring buffer

Returns:

DB_SUCCESS, DB_NO_MEMORY, DB_INVALID_PARAM

Definition at line 17124 of file midas.c.

Referenced by register_equipment().

2.37.1.2 int rb_delete (int handle)

Delete a ring buffer

Parameters:

- handle* Handle of the ring buffer

Returns:

DB_SUCCESS

Definition at line 17178 of file midas.c.

2.37.1.3 int rb_get_buffer_level (int *handle*, int * *n_bytes*)

Return number of bytes in a ring buffer

Parameters:*handle* Handle of the buffer to get the info**n_bytes* Number of bytes in buffer**Returns:**

DB_SUCCESS, DB_INVALID_HANDLE

Definition at line 17468 of file midas.c.

2.37.1.4 int rb_get_rp (int *handle*, void ** *p*, int *millisec*)

Obtain the current read pointer at which new data is available with optional timeout

Parameters:*handle* Ring buffer handle*millisec* Optional timeout in milliseconds if buffer is full. Zero to not wait at all (non-blocking)***p* Address of pointer pointing to newly available data. If *p* == NULL, only return status.**Returns:**

DB_SUCCESS, DB_TIMEOUT, DB_INVALID_HANDLE

Definition at line 17352 of file midas.c.

Referenced by receive_trigger_event().

2.37.1.5 int rb_get_wp (int *handle*, void ** *p*, int *millisec*)

Retrieve write pointer where new data can be written

Parameters:*handle* Ring buffer handle*millisec* Optional timeout in milliseconds if buffer is full. Zero to not wait at all (non-blocking)

****p** Write pointer

Returns:

DB_SUCCESS, DB_TIMEOUT, DB_INVALID_HANDLE

Definition at line 17214 of file midas.c.

Referenced by interrupt_routine(), and readout_thread().

2.37.1.6 int rb_increment_rp (int *handle*, int *size*)

Increment current read pointer, freeing up space for the writing thread.

Parameters:

handle Ring buffer handle

size Number of bytes to free up at current read pointer

Returns:

DB_SUCCESS, DB_INVALID_PARAM

Definition at line 17414 of file midas.c.

Referenced by receive_trigger_event().

2.37.1.7 int rb_increment_wp (int *handle*, int *size*)

rb_increment_wp

Increment current write pointer, making the data at the write pointer available to the receiving thread

Parameters:

handle Ring buffer handle

size Number of bytes placed at the WP

Returns:

DB_SUCCESS, DB_INVALID_PARAM, DB_INVALID_HANDLE

Definition at line 17290 of file midas.c.

Referenced by interrupt_routine(), and readout_thread().

2.37.1.8 int rb_set_nonblocking ()

Set all rb_get_xx to nonblocking. Needed in multi-thread environments for stopping all theads without deadlock

Returns:

DB_SUCCESS

Definition at line 17083 of file midas.c.

Referenced by main().

2.38 System Functions (ss_XXX)**Functions**

- INT [ss_system](#) (char *command)
- midas_thread_t [ss_thread_create](#) (INT(*thread_func)(void *), void *param)
- INT [ss_thread_kill](#) (midas_thread_t thread_id)
- DWORD [ss_millitime](#) ()
- DWORD [ss_time](#) ()
- INT [ss_sleep](#) (INT millisec)

2.38.1 Function Documentation**2.38.1.1 DWORD ss_millitime ()**

Returns the actual time in milliseconds with an arbitrary origin. This time may only be used to calculate relative times.

Overruns in the 32 bit value don't hurt since in a subtraction calculated with 32 bit accuracy this overrun cancels (you may think about!)..

```
...
DWORD start, stop;
start = ss_millitime();
< do operations >
stop = ss_millitime();
printf("Operation took %1.3lf seconds\n", (stop-start)/1000.0);
...
```

Returns:

millisecond time stamp.

Definition at line 2174 of file system.c.

Referenced by [bm_check_buffers\(\)](#), [bm_open_buffer\(\)](#), [close_buffers\(\)](#), [cm_cleanup\(\)](#), [cm_get_watchdog_info\(\)](#), [cm_set_watchdog_params\(\)](#), [cm_shutdown\(\)](#), [db_open_database\(\)](#), [dm_buffer_create\(\)](#), [register_equipment\(\)](#), [sc_thread\(\)](#), [scan_fragment\(\)](#), [scheduler\(\)](#), [send_event\(\)](#), and [tr_stop\(\)](#).

2.38.1.2 INT ss_sleep (INT *millisec*)

Suspend the calling process for a certain time.

The function is similar to the sleep() function, but has a resolution of one milliseconds. Under VxWorks the resolution is 1/60 of a second. It uses the socket select() function with a time-out. See examples in [ss_time\(\)](#)

Parameters:

millisec Time in milliseconds to sleep. Zero means infinite (until another process calls ss_wake)

Returns:

SS_SUCCESS

Definition at line 2406 of file system.c.

Referenced by cm_shutdown(), device_driver(), main(), rb_get_rp(), rb_get_wp(), read_trigger_event(), readout_thread(), and register_equipment().

2.38.1.3 INT ss_system (char * *command*)

Execute command in a separate process, close all open file descriptors invoke ss_exec() and ignore pid.

```
{ ...
  char cmd[256];
  sprintf(cmd,"%s %s %i %s/%s %1.3lf %d",lazy.commandAfter,
    lazy.backlabel, lazyst.nfiles, lazy.path, lazyst.backfile,
    lazyst.file_size/1024.0/1024.0, blockn);
  cm_msg(MINFO,"Lazy","Exec post file write script:%s",cmd);
  ss_system(cmd);
}
```

Parameters:

command Command to execute.

Returns:

SS_SUCCESS or ss_exec() return code

Definition at line 1488 of file system.c.

Referenced by cm_transition().

2.38.1.4 midas_thread_t ss_thread_create (INT(*) (void *) *thread_func*, void * *param*)

Creates and returns a new thread of execution.

Note the difference when calling from vxWorks versus Linux and Windows. The parameter pointer for a vxWorks call is a VX_TASK_SPAWN structure, whereas for Linux and Windows it is a void pointer. Early versions returned SS_SUCCESS or SS_NO_THREAD instead of thread ID.

Example for VxWorks

```
...
VX_TASK_SPAWN tsWatch = {"Watchdog", 100, 0, 2000, (int) pDevice, 0, 0, 0, 0, 0, 0, 0, 0, 0, 0};
midas_thread_t thread_id = ss_thread_create((void *) taskWatch, &tsWatch);
if (thread_id == 0) {
    printf("cannot spawn taskWatch\n");
}
...
```

Example for Linux

```
...
midas_thread_t thread_id = ss_thread_create((void *) taskWatch, pDevice);
if (thread_id == 0) {
    printf("cannot spawn taskWatch\n");
}
...
```

Parameters:

(**thread_func*) Thread function to create.

param a pointer to a VX_TASK_SPAWN structure for vxWorks and a void pointer for Unix and Windows

Returns:

the new thread id or zero on error

Definition at line 1614 of file system.c.

Referenced by device_driver(), dm_buffer_create(), and register_equipment().

2.38.1.5 INT ss_thread_kill (midas_thread_t thread_id)

Destroys the thread identified by the passed thread id. The thread id is returned by [ss_thread_create\(\)](#) on creation.

```
...
midas_thread_t thread_id = ss_thread_create((void *) taskWatch, pDevice);
if (thread_id == 0) {
    printf("cannot spawn taskWatch\n");
}
...
ss_thread_kill(thread_id);
...
```

Parameters:

thread_id the thread id of the thread to be killed.

Returns:

SS_SUCCESS if no error, else SS_NO_THREAD

Definition at line 1688 of file system.c.

Referenced by device_driver().

2.38.1.6 DWORD ss_time ()

Returns the actual time in seconds since 1.1.1970 UTC.

```
...
DWORD start, stop;
start = ss_time();
ss_sleep(12000);
stop = ss_time();
printf("Operation took %1.3lf seconds\n",stop-start);
...
```

Returns:

Time in seconds

Definition at line 2241 of file system.c.

Referenced by al_trigger_alarm(), bm_compose_event(), cm_synchronize(), cm_time(), cm_yield(), db_get_key_time(), db_set_data(), db_set_data_index(), db_set_value(), scheduler(), and send_event().

2.39 The msystem.h & system.c**Modules**

- group [System Functions \(ss_xxx\)](#)
- group [System Define](#)
- group [System Macros](#)
- group [System Structure Declaration](#)

2.40 System Define**Defines**

- #define [DRI_16](#) (1<<0)

- #define [DRI_32](#) (1<<1)
- #define [DRI_64](#) (1<<2)
- #define [DRI_LITTLE_ENDIAN](#) (1<<3)
- #define [DRI_BIG_ENDIAN](#) (1<<4)
- #define [DRF_IEEE](#) (1<<5)
- #define [DRF_G_FLOAT](#) (1<<6)
- #define [DR_ASCII](#) (1<<7)

2.40.1 Define Documentation

2.40.1.1 #define [DR_ASCII](#) (1<<7)

-

Definition at line 55 of file msystem.h.

2.40.1.2 #define [DRF_G_FLOAT](#) (1<<6)

-

Definition at line 54 of file msystem.h.

2.40.1.3 #define [DRF_IEEE](#) (1<<5)

-

Definition at line 53 of file msystem.h.

2.40.1.4 #define [DRI_16](#) (1<<0)

-

Definition at line 48 of file msystem.h.

2.40.1.5 #define [DRI_32](#) (1<<1)

-

Definition at line 49 of file msystem.h.

2.40.1.6 #define DRI_64 (1<<2)

•

Definition at line 50 of file msystem.h.

2.40.1.7 #define DRI_BIG_ENDIAN (1<<4)

•

Definition at line 52 of file msystem.h.

2.40.1.8 #define DRI_LITTLE_ENDIAN (1<<3)

•

Definition at line 51 of file msystem.h.

2.41 System Macros**Defines**

- #define [WORD_SWAP\(x\)](#)
- #define [DWORD_SWAP\(x\)](#)
- #define [QWORD_SWAP\(x\)](#)

2.41.1 Define Documentation**2.41.1.1 #define DWORD_SWAP(x)****Value:**

```
{ BYTE _tmp;
    _tmp= *((BYTE *) (x));
    *((BYTE *) (x)) = *(( (BYTE *) (x))+3);
    *(( (BYTE *) (x))+3) = _tmp;
    _tmp= *(( (BYTE *) (x))+1);
    *(( (BYTE *) (x))+1) = *(( (BYTE *) (x))+2);
    *(( (BYTE *) (x))+2) = _tmp; }
```

SWAP DWORD macro

Definition at line 75 of file msystem.h.

Referenced by bk_swap().

2.41.1.2 #define QWORD_SWAP(x)

Value:

```
{ BYTE _tmp;
    _tmp= *((BYTE *) (x));
    *((BYTE *) (x)) = *(( (BYTE *) (x)) +7);
    *(( (BYTE *) (x)) +7) = _tmp;
    _tmp= *(( (BYTE *) (x)) +1);
    *(( (BYTE *) (x)) +1) = *(( (BYTE *) (x)) +6);
    *(( (BYTE *) (x)) +6) = _tmp;
    _tmp= *(( (BYTE *) (x)) +2);
    *(( (BYTE *) (x)) +2) = *(( (BYTE *) (x)) +5);
    *(( (BYTE *) (x)) +5) = _tmp;
    _tmp= *(( (BYTE *) (x)) +3);
    *(( (BYTE *) (x)) +3) = *(( (BYTE *) (x)) +4);
    *(( (BYTE *) (x)) +4) = _tmp; }
```

SWAP QWORD macro

Definition at line 85 of file msystem.h.

Referenced by bk_swap().

2.41.1.3 #define WORD_SWAP(x)

Value:

```
{ BYTE _tmp;
    _tmp= *((BYTE *) (x));
    *((BYTE *) (x)) = *(( (BYTE *) (x)) +1);
    *(( (BYTE *) (x)) +1) = _tmp; }
```

SWAP WORD macro

Definition at line 68 of file msystem.h.

Referenced by bk_swap().

2.42 System Structure Declaration

Data Structures

- struct [FREE_DESCRIP](#)

- struct [OPEN_RECORD](#)
- struct [DATABASE_CLIENT](#)
- struct [DATABASE_HEADER](#)
- struct [DATABASE](#)
- struct [RECORD_LIST](#)
- struct [REQUEST_LIST](#)

2.43 The mrpc.h & mrpc.c

Modules

- group [RPC Define](#)
- group [Midas RPC_LIST](#)

2.44 RPC Define

Defines

- #define [RPC_CM_SET_CLIENT_INFO](#) 11000
- #define [RPC_CM_SET_WATCHDOG_PARAMS](#) 11001
- #define [RPC_CM_CLEANUP](#) 11002
- #define [RPC_CM_GET_WATCHDOG_INFO](#) 11003
- #define [RPC_CM_MSG_LOG](#) 11004
- #define [RPC_CM_EXECUTE](#) 11005
- #define [RPC_CM_SYNCHRONIZE](#) 11006
- #define [RPC_CM_ASCTIME](#) 11007
- #define [RPC_CM_TIME](#) 11008
- #define [RPC_CM_MSG](#) 11009
- #define [RPC_CM_EXIST](#) 11011
- #define [RPC_CM_MSG_RETRIEVE](#) 11012
- #define [RPC_CM_MSG_LOG1](#) 11013
- #define [RPC_BM_OPEN_BUFFER](#) 11100
- #define [RPC_BM_CLOSE_BUFFER](#) 11101
- #define [RPC_BM_CLOSE_ALL_BUFFERS](#) 11102
- #define [RPC_BM_GET_BUFFER_INFO](#) 11103
- #define [RPC_BM_GET_BUFFER_LEVEL](#) 11104
- #define [RPC_BM_INIT_BUFFER_COUNTERS](#) 11105
- #define [RPC_BM_SET_CACHE_SIZE](#) 11106

- #define [RPC_BM_ADD_EVENT_REQUEST](#) 11107
- #define [RPC_BM_REMOVE_EVENT_REQUEST](#) 11108
- #define [RPC_BM_SEND_EVENT](#) 11109
- #define [RPC_BM_FLUSH_CACHE](#) 11110
- #define [RPC_BM_RECEIVE_EVENT](#) 11111
- #define [RPC_BM_MARK_READ_WAITING](#) 11112
- #define [RPC_BM_EMPTY_BUFFERS](#) 11113
- #define [RPC_BM_SKIP_EVENT](#) 11114
- #define [RPC_DB_OPEN_DATABASE](#) 11200
- #define [RPC_DB_CLOSE_DATABASE](#) 11201
- #define [RPC_DB_CLOSE_ALL_DATABASES](#) 11202
- #define [RPC_DB_CREATE_KEY](#) 11203
- #define [RPC_DB_CREATE_LINK](#) 11204
- #define [RPC_DB_SET_VALUE](#) 11205
- #define [RPC_DB_GET_VALUE](#) 11206
- #define [RPC_DB_FIND_KEY](#) 11207
- #define [RPC_DB_FIND_LINK](#) 11208
- #define [RPC_DB_GET_PATH](#) 11209
- #define [RPC_DB_DELETE_KEY](#) 11210
- #define [RPC_DB_ENUM_KEY](#) 11211
- #define [RPC_DB_GET_KEY](#) 11212
- #define [RPC_DB_GET_DATA](#) 11213
- #define [RPC_DB_SET_DATA](#) 11214
- #define [RPC_DB_SET_DATA_INDEX](#) 11215
- #define [RPC_DB_SET_MODE](#) 11216
- #define [RPC_DB_GET_RECORD_SIZE](#) 11219
- #define [RPC_DB_GET_RECORD](#) 11220
- #define [RPC_DB_SET_RECORD](#) 11221
- #define [RPC_DB_ADD_OPEN_RECORD](#) 11222
- #define [RPC_DB_REMOVE_OPEN_RECORD](#) 11223
- #define [RPC_DB_SAVE](#) 11224
- #define [RPC_DB_LOAD](#) 11225
- #define [RPC_DB_SET_CLIENT_NAME](#) 11226
- #define [RPC_DB_RENAME_KEY](#) 11227
- #define [RPC_DB_ENUM_LINK](#) 11228
- #define [RPC_DB_REORDER_KEY](#) 11229
- #define [RPC_DB_CREATE_RECORD](#) 11230
- #define [RPC_DB_GET_DATA_INDEX](#) 11231
- #define [RPC_DB_GET_KEY_TIME](#) 11232
- #define [RPC_DB_GET_OPEN_RECORDS](#) 11233
- #define [RPC_DB_FLUSH_DATABASE](#) 11235
- #define [RPC_DB_SET_DATA_INDEX2](#) 11236
- #define [RPC_DB_GET_KEY_INFO](#) 11237

- #define [RPC_DB_GET_DATA1](#) 11238
- #define [RPC_DB_SET_NUM_VALUES](#) 11239
- #define [RPC_DB_CHECK_RECORD](#) 11240
- #define [RPC_DB_GET_NEXT_LINK](#) 11241
- #define [RPC_HS_SET_PATH](#) 11300
- #define [RPC_HS_DEFINE_EVENT](#) 11301
- #define [RPC_HS_WRITE_EVENT](#) 11302
- #define [RPC_HS_COUNT_EVENTS](#) 11303
- #define [RPC_HS_ENUM_EVENTS](#) 11304
- #define [RPC_HS_COUNT_VARS](#) 11305
- #define [RPC_HS_ENUM_VARS](#) 11306
- #define [RPC_HS_READ](#) 11307
- #define [RPC_HS_GET_VAR](#) 11308
- #define [RPC_HS_GET_EVENT_ID](#) 11309
- #define [RPC_EL_SUBMIT](#) 11400
- #define [RPC_AL_CHECK](#) 11500
- #define [RPC_AL_TRIGGER_ALARM](#) 11501
- #define [RPC_RC_TRANSITION](#) 12000
- #define [RPC_ANA_CLEAR_HISTOS](#) 13000
- #define [RPC_LOG_REWIND](#) 14000
- #define [RPC_TEST](#) 15000
- #define [RPC_CNAF16](#) 16000
- #define [RPC_CNAF24](#) 16001
- #define [RPC_MANUAL_TRIG](#) 17000
- #define [RPC_ID_WATCHDOG](#) 99997
- #define [RPC_ID_SHUTDOWN](#) 99998
- #define [RPC_ID_EXIT](#) 99999

2.44.1 Define Documentation

2.44.1.1 #define [RPC_AL_CHECK](#) 11500

-

Definition at line 121 of file mrpc.h.

2.44.1.2 #define RPC_AL_TRIGGER_ALARM 11501

-

Definition at line 122 of file mrpc.h.

Referenced by al_trigger_alarm().

2.44.1.3 #define RPC_ANA_CLEAR_HISTOS 13000

-

Definition at line 126 of file mrpc.h.

2.44.1.4 #define RPC_BM_ADD_EVENT_REQUEST 11107

-

Definition at line 59 of file mrpc.h.

2.44.1.5 #define RPC_BM_CLOSE_ALL_BUFFERS 11102

-

Definition at line 54 of file mrpc.h.

Referenced by bm_close_all_buffers().

2.44.1.6 #define RPC_BM_CLOSE_BUFFER 11101

-

Definition at line 53 of file mrpc.h.

Referenced by bm_close_buffer().

2.44.1.7 #define RPC_BM_EMPTY_BUFFERS 11113

-

Definition at line 65 of file mrpc.h.

Referenced by bm_empty_buffers().

2.44.1.8 #define RPC_BM_FLUSH_CACHE 11110

-

Definition at line 62 of file mrpc.h.

Referenced by bm_flush_cache().

2.44.1.9 #define RPC_BM_GET_BUFFER_INFO 11103

-

Definition at line 55 of file mrpc.h.

2.44.1.10 #define RPC_BM_GET_BUFFER_LEVEL 11104

-

Definition at line 56 of file mrpc.h.

2.44.1.11 #define RPC_BM_INIT_BUFFER_COUNTERS 11105

-

Definition at line 57 of file mrpc.h.

2.44.1.12 #define RPC_BM_MARK_READ_WAITING 11112

-

Definition at line 64 of file mrpc.h.

2.44.1.13 #define RPC_BM_OPEN_BUFFER 11100

-

Definition at line 52 of file mrpc.h.

Referenced by bm_open_buffer().

2.44.1.14 #define RPC_BM_RECEIVE_EVENT 11111

-

Definition at line 63 of file mrpc.h.

Referenced by bm_receive_event().

2.44.1.15 #define RPC_BM_REMOVE_EVENT_REQUEST 11108

-

Definition at line 60 of file mrpc.h.

Referenced by bm_remove_event_request().

2.44.1.16 #define RPC_BM_SEND_EVENT 11109

-

Definition at line 61 of file mrpc.h.

Referenced by bm_send_event(), and rpc_send_event().

2.44.1.17 #define RPC_BM_SET_CACHE_SIZE 11106

-

Definition at line 58 of file mrpc.h.

Referenced by bm_set_cache_size().

2.44.1.18 #define RPC_BM_SKIP_EVENT 11114

-

Definition at line 66 of file mrpc.h.

Referenced by bm_skip_event().

2.44.1.19 #define RPC_CM_ASCTIME 11007

-

Definition at line 45 of file mrpc.h.

Referenced by cm_asctime().

2.44.1.20 #define RPC_CM_CLEANUP 11002

-

Definition at line 40 of file mrpc.h.

Referenced by cm_cleanup().

2.44.1.21 #define RPC_CM_EXECUTE 11005

-

Definition at line 43 of file mrpc.h.

Referenced by cm_execute().

2.44.1.22 #define RPC_CM_EXIST 11011

-

Definition at line 48 of file mrpc.h.

Referenced by cm_exist().

2.44.1.23 #define RPC_CM_GET_WATCHDOG_INFO 11003

-

Definition at line 41 of file mrpc.h.

Referenced by cm_get_watchdog_info().

2.44.1.24 #define RPC_CM_MSG 11009

-

Definition at line 47 of file mrpc.h.

2.44.1.25 #define RPC_CM_MSG_LOG 11004

-

Definition at line 42 of file mrpc.h.

Referenced by cm_msg_log().

2.44.1.26 #define RPC_CM_MSG_LOG1 11013

-

Definition at line 50 of file mrpc.h.

Referenced by cm_msg_log1().

2.44.1.27 #define RPC_CM_MSG_RETRIEVE 11012

-

Definition at line 49 of file mrpc.h.

Referenced by cm_msg_retrieve().

2.44.1.28 #define RPC_CM_SET_CLIENT_INFO 11000

-

Definition at line 38 of file mrpc.h.

Referenced by cm_set_client_info().

2.44.1.29 #define RPC_CM_SET_WATCHDOG_PARAMS 11001

-

Definition at line 39 of file mrpc.h.

Referenced by cm_set_watchdog_params().

2.44.1.30 #define RPC_CM_SYNCHRONIZE 11006

-

Definition at line 44 of file mrpc.h.

Referenced by cm_synchronize().

2.44.1.31 #define RPC_CM_TIME 11008

-

Definition at line 46 of file mrpc.h.

Referenced by cm_time().

2.44.1.32 #define RPC_CNAF16 16000

-

Definition at line 132 of file mrpc.h.

2.44.1.33 #define RPC_CNAF24 16001

-

Definition at line 133 of file mrpc.h.

2.44.1.34 #define RPC_DB_ADD_OPEN_RECORD 11222

-

Definition at line 88 of file mrpc.h.

2.44.1.35 #define RPC_DB_CHECK_RECORD 11240

-

Definition at line 105 of file mrpc.h.

Referenced by db_check_record().

2.44.1.36 #define RPC_DB_CLOSE_ALL_DATABASES 11202

-

Definition at line 70 of file mrpc.h.

2.44.1.37 #define RPC_DB_CLOSE_DATABASE 11201

-

Definition at line 69 of file mrpc.h.

Referenced by db_close_database().

2.44.1.38 #define RPC_DB_CREATE_KEY 11203

-

Definition at line 71 of file mrpc.h.

Referenced by db_create_key().

2.44.1.39 #define RPC_DB_CREATE_LINK 11204

-

Definition at line 72 of file mrpc.h.

Referenced by db_create_link().

2.44.1.40 #define RPC_DB_CREATE_RECORD 11230

-

Definition at line 96 of file mrpc.h.

Referenced by db_create_record().

2.44.1.41 #define RPC_DB_DELETE_KEY 11210

-

Definition at line 78 of file mrpc.h.

Referenced by db_delete_key().

2.44.1.42 #define RPC_DB_ENUM_KEY 11211

-

Definition at line 79 of file mrpc.h.

Referenced by db_enum_key().

2.44.1.43 #define RPC_DB_ENUM_LINK 11228

-

Definition at line 94 of file mrpc.h.

2.44.1.44 #define RPC_DB_FIND_KEY 11207

-

Definition at line 75 of file mrpc.h.

Referenced by db_find_key().

2.44.1.45 #define RPC_DB_FIND_LINK 11208

-

Definition at line 76 of file mrpc.h.

2.44.1.46 #define RPC_DB_FLUSH_DATABASE 11235

-

Definition at line 100 of file mrpc.h.

2.44.1.47 #define RPC_DB_GET_DATA 11213

-

Definition at line 81 of file mrpc.h.

Referenced by db_get_data().

2.44.1.48 #define RPC_DB_GET_DATA1 11238

-

Definition at line 103 of file mrpc.h.

2.44.1.49 #define RPC_DB_GET_DATA_INDEX 11231

-

Definition at line 97 of file mrpc.h.

Referenced by db_get_data_index().

2.44.1.50 #define RPC_DB_GET_KEY 11212

-

Definition at line 80 of file mrpc.h.

Referenced by db_get_key().

2.44.1.51 #define RPC_DB_GET_KEY_INFO 11237

-

Definition at line 102 of file mrpc.h.

Referenced by db_get_key_info().

2.44.1.52 #define RPC_DB_GET_KEY_TIME 11232

-

Definition at line 98 of file mrpc.h.

Referenced by db_get_key_time().

2.44.1.53 #define RPC_DB_GET_NEXT_LINK 11241

-

Definition at line 106 of file mrpc.h.

2.44.1.54 #define RPC_DB_GET_OPEN_RECORDS 11233

-

Definition at line 99 of file mrpc.h.

2.44.1.55 #define RPC_DB_GET_PATH 11209

-

Definition at line 77 of file mrpc.h.

2.44.1.56 #define RPC_DB_GET_RECORD 11220

-

Definition at line 86 of file mrpc.h.

Referenced by db_get_record().

2.44.1.57 #define RPC_DB_GET_RECORD_SIZE 11219

-

Definition at line 85 of file mrpc.h.

Referenced by db_get_record_size().

2.44.1.58 #define RPC_DB_GET_VALUE 11206

-

Definition at line 74 of file mrpc.h.

Referenced by db_get_value().

2.44.1.59 #define RPC_DB_LOAD 11225

-

Definition at line 91 of file mrpc.h.

Referenced by db_load().

2.44.1.60 #define RPC_DB_OPEN_DATABASE 11200

-

Definition at line 68 of file mrpc.h.

Referenced by db_open_database().

2.44.1.61 #define RPC_DB_REMOVE_OPEN_RECORD 11223

-

Definition at line 89 of file mrpc.h.

2.44.1.62 #define RPC_DB_RENAME_KEY 11227

-

Definition at line 93 of file mrpc.h.

2.44.1.63 #define RPC_DB_REORDER_KEY 11229

-

Definition at line 95 of file mrpc.h.

2.44.1.64 #define RPC_DB_SAVE 11224

-

Definition at line 90 of file mrpc.h.

Referenced by db_save().

2.44.1.65 #define RPC_DB_SET_CLIENT_NAME 11226

-

Definition at line 92 of file mrpc.h.

2.44.1.66 #define RPC_DB_SET_DATA 11214

-

Definition at line 82 of file mrpc.h.

Referenced by db_set_data().

2.44.1.67 #define RPC_DB_SET_DATA_INDEX 11215

-

Definition at line 83 of file mrpc.h.

Referenced by db_set_data_index().

2.44.1.68 #define RPC_DB_SET_DATA_INDEX2 11236

-

Definition at line 101 of file mrpc.h.

2.44.1.69 #define RPC_DB_SET_MODE 11216

-

Definition at line 84 of file mrpc.h.

2.44.1.70 #define RPC_DB_SET_NUM_VALUES 11239

-

Definition at line 104 of file mrpc.h.

2.44.1.71 #define RPC_DB_SET_RECORD 11221

-

Definition at line 87 of file mrpc.h.

Referenced by db_set_record().

2.44.1.72 #define RPC_DB_SET_VALUE 11205

-

Definition at line 73 of file mrpc.h.

Referenced by db_set_value().

2.44.1.73 #define RPC_EL_SUBMIT 11400

-

Definition at line 119 of file mrpc.h.

Referenced by el_submit().

2.44.1.74 #define RPC_HS_COUNT_EVENTS 11303

-

Definition at line 111 of file mrpc.h.

2.44.1.75 #define RPC_HS_COUNT_VARS 11305

-

Definition at line 113 of file mrpc.h.

2.44.1.76 #define RPC_HS_DEFINE_EVENT 11301

-

Definition at line 109 of file mrpc.h.

2.44.1.77 #define RPC_HS_ENUM_EVENTS 11304

-

Definition at line 112 of file mrpc.h.

2.44.1.78 #define RPC_HS_ENUM_VARS 11306

-

Definition at line 114 of file mrpc.h.

2.44.1.79 #define RPC_HS_GET_EVENT_ID 11309

-

Definition at line 117 of file mrpc.h.

2.44.1.80 #define RPC_HS_GET_VAR 11308

-

Definition at line 116 of file mrpc.h.

2.44.1.81 #define RPC_HS_READ 11307

-

Definition at line 115 of file mrpc.h.

2.44.1.82 #define RPC_HS_SET_PATH 11300

-

Definition at line 108 of file mrpc.h.

Referenced by hs_set_path().

2.44.1.83 #define RPC_HS_WRITE_EVENT 11302

-

Definition at line 110 of file mrpc.h.

2.44.1.84 #define RPC_ID_EXIT 99999

-

Definition at line 139 of file mrpc.h.

2.44.1.85 #define RPC_ID_SHUTDOWN 99998

-

Definition at line 138 of file mrpc.h.

2.44.1.86 #define RPC_ID_WATCHDOG 99997

-

Definition at line 137 of file mrpc.h.

2.44.1.87 #define RPC_LOG_REWIND 14000

-

Definition at line 128 of file mrpc.h.

2.44.1.88 #define RPC_MANUAL_TRIG 17000

-

Definition at line 135 of file mrpc.h.

Referenced by register_equipment().

2.44.1.89 #define RPC_RC_TRANSITION 12000

-

Definition at line 124 of file mrpc.h.

Referenced by cm_register_transition(), and cm_transition().

2.44.1.90 #define RPC_TEST 15000

-

Definition at line 130 of file mrpc.h.

2.45 Midas RPC_LIST**Variables**

- RPC_LIST [rpc_list_library](#) []
- RPC_LIST [rpc_list_system](#) []

2.45.1 Function Documentation

2.45.1.1 RPC_LIST* [rpc_get_internal_list](#) (INT *flag*)

Definition at line 1187 of file mrpc.c.

Referenced by [cm_connect_experiment1\(\)](#), [rpc_register_client\(\)](#), and [rpc_register_functions\(\)](#).

2.45.2 Variable Documentation**2.45.2.1 RPC_LIST [rpc_list_library](#)[] [static]**

[rpc_list_library](#) contains all MIDAS library functions and gets registered whenever a connection to the MIDAS server is established

Definition at line 44 of file mrpc.c.

2.45.2.2 RPC_LIST [rpc_list_system](#)[] [static]

Initial value:

```
{
    {RPC_ID_WATCHDOG, "id_watchdog",
      {{0}}},
    {RPC_ID_SHUTDOWN, "id_shutdown",
      {{0}}},
    {RPC_ID_EXIT, "id_exit",
      {{0}}},
    {0}
}
```

[rpc_list_system](#) contains MIDAS system functions and gets registered whenever a RPC server is registered

Definition at line 1171 of file mrpc.c.

2.46 The odb.c**Modules**

- group [Midas ODB Functions \(db_XXX\)](#)

2.47 Midas ODB Functions (db_xxx)

Functions

- INT [db_open_database](#) (char *database_name, INT database_size, HANDLE *hDB, char *client_name)
- INT [db_close_database](#) (HANDLE hDB)
- INT [db_lock_database](#) (HANDLE hDB)
- INT [db_unlock_database](#) (HANDLE hDB)
- INT [db_protect_database](#) (HANDLE hDB)
- INT [db_create_key](#) (HANDLE hDB, HANDLE hKey, char *key_name, DWORD type)
- INT [db_create_link](#) (HANDLE hDB, HANDLE hKey, char *link_name, char *destination)
- INT [db_delete_key1](#) (HANDLE hDB, HANDLE hKey, INT level, BOOL follow_links)
- INT [db_delete_key](#) (HANDLE hDB, HANDLE hKey, BOOL follow_links)
- INT [db_find_key](#) (HANDLE hDB, HANDLE hKey, char *key_name, HANDLE *subhKey)
- INT [db_set_value](#) (HANDLE hDB, HANDLE hKeyRoot, char *key_name, void *data, INT data_size, INT num_values, DWORD type)
- INT [db_get_value](#) (HANDLE hDB, HANDLE hKeyRoot, char *key_name, void *data, INT *buf_size, DWORD type, BOOL create)
- INT [db_enum_key](#) (HANDLE hDB, HANDLE hKey, INT index, HANDLE *subkey_handle)
- INT [db_get_key](#) (HANDLE hDB, HANDLE hKey, KEY *key)
- INT [db_get_key_time](#) (HANDLE hDB, HANDLE hKey, DWORD *delta)
- INT [db_get_key_info](#) (HANDLE hDB, HANDLE hKey, char *name, INT name_size, INT *type, INT *num_values, INT *item_size)
- INT [db_get_data](#) (HANDLE hDB, HANDLE hKey, void *data, INT *buf_size, DWORD type)
- INT [db_get_data_index](#) (HANDLE hDB, HANDLE hKey, void *data, INT *buf_size, INT index, DWORD type)
- INT [db_set_data](#) (HANDLE hDB, HANDLE hKey, void *data, INT buf_size, INT num_values, DWORD type)
- INT [db_set_data_index](#) (HANDLE hDB, HANDLE hKey, void *data, INT data_size, INT index, DWORD type)
- INT [db_load](#) (HANDLE hDB, HANDLE hKeyRoot, char *filename, BOOL b-Remote)
- INT [db_copy](#) (HANDLE hDB, HANDLE hKey, char *buffer, INT *buffer_size, char *path)
- INT [db_paste](#) (HANDLE hDB, HANDLE hKeyRoot, char *buffer)
- INT [db_paste_xml](#) (HANDLE hDB, HANDLE hKeyRoot, char *buffer)

- INT [db_copy_xml](#) (HANDLE [hDB](#), HANDLE [hKey](#), char *buffer, INT *buffer_size)
- INT [db_save](#) (HANDLE [hDB](#), HANDLE [hKey](#), char *filename, BOOL bRemote)
- INT [db_save_xml](#) (HANDLE [hDB](#), HANDLE [hKey](#), char *filename)
- INT [db_save_struct](#) (HANDLE [hDB](#), HANDLE [hKey](#), char *file_name, char *struct_name, BOOL append)
- INT [db_sprintf](#) (char *string, void *data, INT data_size, INT index, DWORD type)
- INT [db_get_record_size](#) (HANDLE [hDB](#), HANDLE [hKey](#), INT align, INT *buf_size)
- INT [db_get_record](#) (HANDLE [hDB](#), HANDLE [hKey](#), void *data, INT *buf_size, INT align)
- INT [db_set_record](#) (HANDLE [hDB](#), HANDLE [hKey](#), void *data, INT buf_size, INT align)
- INT [db_create_record](#) (HANDLE [hDB](#), HANDLE [hKey](#), char *orig_key_name, char *init_str)
- INT [db_check_record](#) (HANDLE [hDB](#), HANDLE [hKey](#), char *keyname, char *rec_str, BOOL correct)
- INT [db_open_record](#) (HANDLE [hDB](#), HANDLE [hKey](#), void *ptr, INT rec_size, WORD access_mode, void(*dispatcher)(INT, INT, void *), void *info)
- INT [db_close_record](#) (HANDLE [hDB](#), HANDLE [hKey](#))
- INT [db_close_all_records](#) ()
- INT [db_update_record](#) (INT [hDB](#), INT [hKey](#), int socket)
- INT [db_send_changed_records](#) ()

2.47.1 Function Documentation

2.47.1.1 INT [db_check_record](#) (HANDLE [hDB](#), HANDLE [hKey](#), char * *keyname*, char * *rec_str*, BOOL *correct*)

This function ensures that a certain ODB subtree matches a given C structure, by comparing the *init_str* with the current ODB structure. If the record does not exist at all, it is created with the default values in *init_str*. If it does exist but does not match the variables in *init_str*, the function returns an error if *correct*=FALSE or calls [db_create_record\(\)](#) if *correct*=TRUE.

Parameters:

hDB ODB handle obtained via [cm_get_experiment_database\(\)](#).

hKey Handle for key where search starts, zero for root.

keyname Name of key to search, can contain directories.

rec_str ASCII representation of ODB record in the format

correct If TRUE, correct ODB record if necessary

Returns:

DB_SUCCESS, DB_INVALID_HANDLE, DB_NO_KEY, DB_STRUCT_MISMATCH

Definition at line 7462 of file odb.c.

Referenced by al_trigger_alarm(), cm_connect_experiment1(), and register_equipment().

2.47.1.2 INT db_close_all_records ()

Release local memory for open records. This routines is called by db_close_all_databases() and [cm_disconnect_experiment\(\)](#)

Returns:

DB_SUCCESS, DB_INVALID_HANDLE

Definition at line 7942 of file odb.c.

Referenced by cm_disconnect_experiment().

2.47.1.3 INT db_close_database (HANDLE hDB)

Close a database

Parameters:

hDB ODB handle obtained via [cm_get_experiment_database\(\)](#).

Returns:

DB_SUCCESS, DB_INVALID_HANDLE, RPC_NET_ERROR

Definition at line 1032 of file odb.c.

2.47.1.4 INT db_close_record (HANDLE hDB, HANDLE hKey)

Close a record previously opened with db_open_record.

Parameters:

hDB ODB handle obtained via [cm_get_experiment_database\(\)](#).

hKey Handle for key where search starts, zero for root.

Returns:

DB_SUCCESS, DB_INVALID_HANDLE

Definition at line 7905 of file odb.c.

2.47.1.5 INT db_copy (HANDLE hDB, HANDLE hKey, char * buffer, INT * buffer_size, char * path)

Copy an ODB subtree in ASCII format to a buffer

This function converts the binary ODB contents to an ASCII. The function [db_paste\(\)](#) can be used to convert the ASCII representation back to binary ODB contents. The functions [db_load\(\)](#) and [db_save\(\)](#) internally use [db_copy\(\)](#) and [db_paste\(\)](#). This function converts the binary ODB contents to an ASCII representation of the form:

- For single value:

```
[ODB path]
key name = type : value
```

- For strings:

```
key name = STRING : [size] string contents
```

- For arrayes (type can be BYTE, SBYTE, CHAR, WORD, SHORT, DWORD, INT, BOOL, FLOAT, DOUBLE, STRING or LINK):

```
key name = type[size] :
[0] value0
[1] value1
[2] value2
...
```

Parameters:

hDB ODB handle obtained via [cm_get_experiment_database\(\)](#).

hKey Handle for key where search starts, zero for root.

buffer ASCII buffer which receives ODB contents.

buffer_size Size of buffer, returns remaining space in buffer.

path Internal use only, must be empty ("").

Returns:

DB_SUCCESS, DB_TRUNCATED, DB_NO_MEMORY

Definition at line 4999 of file odb.c.

Referenced by [db_create_record\(\)](#), and [db_save\(\)](#).

2.47.1.6 INT db_copy_xml (HANDLE hDB, HANDLE hKey, char * buffer, INT * buffer_size)

Copy an ODB subtree in XML format to a buffer

Parameters:

hDB ODB handle obtained via [cm_get_experiment_database\(\)](#).

hKey Handle for key where search starts, zero for root.
buffer ASCII buffer which receives ODB contents.
buffer_size Size of buffer, returns remaining space in buffer.

Returns:

DB_SUCCESS, DB_TRUNCATED, DB_NO_MEMORY

Definition at line 5708 of file odb.c.

2.47.1.7 INT db_create_key (HANDLE hDB, HANDLE hKey, char * key_name, DWORD type)

Create a new key in a database

Parameters:

hDB ODB handle obtained via [cm_get_experiment_database\(\)](#).
hKey Key handle to start with, 0 for root
key_name Name of key in the form "/key/key/key"
type Type of key, one of TID_xxx (see [Midas Data Types](#))

Returns:

DB_SUCCESS, DB_INVALID_HANDLE, DB_INVALID_PARAM, DB_FULL,
DB_KEY_EXIST, DB_NO_ACCESS

Definition at line 1454 of file odb.c.

Referenced by db_create_record(), db_get_value(), db_paste(), db_paste_node(), db_set_value(), and register_equipment().

2.47.1.8 INT db_create_link (HANDLE hDB, HANDLE hKey, char * link_name, char * destination)

Create a link to a key or set the destination of an existing link.

Parameters:

hDB ODB handle obtained via [cm_get_experiment_database\(\)](#).
hKey Key handle to start with, 0 for root
link_name Name of key in the form "/key/key/key"
destination Destination of link in the form "/key/key/key"

Returns:

DB_SUCCESS, DB_INVALID_HANDLE, DB_FULL, DB_KEY_EXIST, DB_NO_ACCESS

Definition at line 1693 of file odb.c.

2.47.1.9 INT db_create_record (HANDLE hDB, HANDLE hKey, char * orig_key_name, char * init_str)

Create a record. If a part of the record exists already, merge it with the init_str (use values from the init_str only when they are not in the existing record).

This functions creates a ODB sub-tree according to an ASCII representation of that tree. See [db_copy\(\)](#) for a description. It can be used to create a sub-tree which exactly matches a C structure. The sub-tree can then later mapped to the C structure ("hot-link") via the function [db_open_record\(\)](#).

If a sub-tree exists already which exactly matches the ASCII representation, it is not modified. If part of the tree exists, it is merged with the ASCII representation where the ODB values have priority, only values not present in the ODB are created with the default values of the ASCII representation. It is therefore recommended that before creating an ODB hot-link the function [db_create_record\(\)](#) is called to insure that the ODB tree and the C structure contain exactly the same values in the same order.

Following example creates a record under /Equipment/Trigger/Settings, opens a hot-link between that record and a local C structure trigger_settings and registers a callback function trigger_update() which gets called each time the record is changed.

```
struct {
    INT level1;
    INT level2;
} trigger_settings;
char *trigger_settings_str =
"[Settings]\n\
level1 = INT : 0\n\
level2 = INT : 0";
void trigger_update(INT hDB, INT hkey, void *info)
{
    printf("New levels: %d %d\n",
        trigger_settings.level1,
        trigger_settings.level2);
}
main()
{
    HANDLE hDB, hkey;
    char[128] info;
    ...
    cm_get_experiment_database(&hDB, NULL);
    db_create_record(hDB, 0, "/Equipment/Trigger", trigger_settings_str);
    db_find_key(hDB, 0, "/Equipment/Trigger/Settings", &hkey);
    db_open_record(hDB, hkey, &trigger_settings,
        sizeof(trigger_settings), MODE_READ, trigger_update, info);
    ...
}
```

Parameters:

hDB ODB handle obtained via [cm_get_experiment_database\(\)](#).

hKey Handle for key where search starts, zero for root.

orig_key_name Name of key to search, can contain directories.

init_str Initialization string in the format of the db_copy/db_save functions.

Returns:

DB_SUCCESS, DB_INVALID_HANDLE, DB_FULL, DB_NO_ACCESS, DB_OPEN_RECORD

Definition at line 7292 of file odb.c.

Referenced by al_trigger_alarm(), analyzer_init(), cm_set_client_info(), db_check_record(), main(), register_equipment(), and tr_start().

2.47.1.10 INT db_delete_key (HANDLE hDB, HANDLE hKey, BOOL follow_links)

Delete a subtree in a database starting from a key (including this key).

```
...
    status = db_find_link(hDB, 0, str, &hkey);
    if (status != DB_SUCCESS)
    {
        cm_msg(MINFO,"my_delete"," Cannot find key %s", str);
        return;
    }

    status = db_delete_key(hDB, hkey, FALSE);
    if (status != DB_SUCCESS)
    {
        cm_msg(MERROR,"my_delete"," Cannot delete key %s", str);
        return;
    }
...
```

Parameters:

hDB ODB handle obtained via [cm_get_experiment_database\(\)](#).

hKey for key where search starts, zero for root.

follow_links Follow links when TRUE.

Returns:

DB_SUCCESS, DB_INVALID_HANDLE, DB_NO_ACCESS, DB_OPEN_RECORD

Definition at line 1893 of file odb.c.

Referenced by cm_deregister_transition(), cm_set_client_info(), and db_create_record().

2.47.1.11 INT db_delete_key1 (HANDLE hDB, HANDLE hKey, INT level, BOOL follow_links)

Delete a subtree, using level information (only called internally by [db_delete_key\(\)](#))

For ~~Intermdtuse~~ users only.

hDB ODB handle obtained via [cm_get_experiment_database\(\)](#).

hKey Key handle to start with, 0 for root

level Recursion level, must be zero when

follow_links Follow links when TRUE called from a user routine

Returns:

DB_SUCCESS, DB_INVALID_HANDLE, DB_OPEN_RECORD

Definition at line 1723 of file odb.c.

Referenced by [cm_delete_client_info\(\)](#), and [db_delete_key\(\)](#).

2.47.1.12 INT db_enum_key (HANDLE *hDB*, HANDLE *hKey*, INT *index*, HANDLE * *subkey_handle*)

Enumerate subkeys from a key, follow links.

hkey must correspond to a valid ODB directory. The *index* is usually incremented in a loop until the last key is reached. Information about the sub-keys can be obtained with [db_get_key\(\)](#). If a returned key is of type TID_KEY, it contains itself sub-keys. To scan a whole ODB sub-tree, the function [db_scan_tree\(\)](#) can be used.

```
INT    i;
HANDLE hkey, hsubkey;
KEY    key;
db_find_key(hdb, 0, "/Runinfo", &hkey);
for (i=0 ; i++)
{
    db_enum_key(hdb, hkey, i, &hsubkey);
    if (!hsubkey)
        break; // end of list reached
    // print key name
    db_get_key(hdb, hkey, &key);
    printf("%s\n", key.name);
}
```

Parameters:

hDB ODB handle obtained via [cm_get_experiment_database\(\)](#).

hKey Handle for key where search starts, zero for root.

index Subkey index, should be initially 0, then incremented in each call until subkey becomes zero and the function returns DB_NO_MORE_SUBKEYS

subkey_handle Handle of subkey which can be used in [db_get_key\(\)](#) and [db_get_data\(\)](#)

Returns:

DB_SUCCESS, DB_INVALID_HANDLE, DB_NO_MORE_SUBKEYS

Definition at line 3157 of file odb.c.

Referenced by `cm_connect_client()`, `cm_exist()`, `cm_set_client_info()`, `cm_shutdown()`, `cm_transition()`, `load_fragment()`, `logger_root()`, and `update_odb()`.

2.47.1.13 INT db_find_key (HANDLE hDB, HANDLE hKey, char *key_name, HANDLE *subhKey)

Returns key handle for a key with a specific name.

Keys can be accessed by their name including the directory or by a handle. A key handle is an internal offset to the shared memory where the ODB lives and allows a much faster access to a key than via its name.

The function `db_find_key()` must be used to convert a key name to a handle. Most other database functions use this key handle in various operations.

```
HANDLE hkey, hsubkey;
// use full name, start from root
db_find_key(hDB, 0, "/Runinfo/Run number", &hkey);
// start from subdirectory
db_find_key(hDB, 0, "/Runinfo", &hkey);
db_find_key(hdb, hkey, "Run number", &hsubkey);
```

Parameters:

hDB ODB handle obtained via `cm_get_experiment_database()`.

hKey Handle for key where search starts, zero for root.

key_name Name of key to search, can contain directories.

subhKey Returned handle of key, zero if key cannot be found.

Returns:

DB_SUCCESS, DB_INVALID_HANDLE, DB_NO_ACCESS, DB_NO_KEY

Definition at line 1926 of file odb.c.

Referenced by `al_trigger_alarm()`, `analyzer_init()`, `cm_connect_client()`, `cm_deregister_transition()`, `cm_exist()`, `cm_get_client_info()`, `cm_msg_log()`, `cm_msg_log1()`, `cm_msg_retrieve()`, `cm_register_deferred_transition()`, `cm_register_transition()`, `cm_set_client_info()`, `cm_shutdown()`, `cm_transition()`, `db_check_record()`, `db_create_link()`, `db_create_record()`, `db_delete_key1()`, `db_enum_key()`, `db_get_value()`, `db_paste()`, `db_paste_xml()`, `db_set_value()`, `load_fragment()`, `logger_root()`, `main()`, `register_equipment()`, `tr_start()`, and `update_odb()`.

2.47.1.14 INT db_get_data (HANDLE hDB, HANDLE hKey, void *data, INT *buf_size, DWORD type)

Get key data from a handle

The function returns single values or whole arrays which are contained in an ODB key. Since the data buffer is of type void, no type checking can be performed by the compiler. Therefore the type has to be explicitly supplied, which is checked against the type stored in the ODB.

```
HNLDE hkey;
INT run_number, size;
// get key handle for run number
db_find_key(hDB, 0, "/Runinfo/Run number", &hkey);
// return run number
size = sizeof(run_number);
db_get_data(hDB, hkey, &run_number, &size, TID_INT);
```

Parameters:

hDB ODB handle obtained via [cm_get_experiment_database\(\)](#).

hKey Handle for key where search starts, zero for root.

data Pointer to the return data.

buf_size Size of data buffer.

type Type of key, one of TID_xxx (see [Midas Data Types](#)).

Returns:

DB_SUCCESS, DB_INVALID_HANDLE, DB_TRUNCATED, DB_TYPE_MISMATCH

Definition at line 3926 of file odb.c.

Referenced by [cm_connect_client\(\)](#), [cm_get_client_info\(\)](#), [cm_set_client_info\(\)](#), [db_copy\(\)](#), [db_get_record\(\)](#), [db_save_xml_key\(\)](#), and [tr_start\(\)](#).

2.47.1.15 INT db_get_data_index (HANDLE hDB, HANDLE hKey, void * data, INT * buf_size, INT index, DWORD type)

returns a single value of keys containing arrays of values.

The function returns a single value of keys containing arrays of values.

Parameters:

hDB ODB handle obtained via [cm_get_experiment_database\(\)](#).

hKey Handle for key where search starts, zero for root.

data Size of data buffer.

buf_size Return size of the record.

index Index of array [0..n-1].

type Type of key, one of TID_xxx (see [Midas Data Types](#)).

Returns:

DB_SUCCESS, DB_INVALID_HANDLE, DB_TRUNCATED, DB_OUT_OF_RANGE

Definition at line 4152 of file odb.c.

Referenced by `cm_transition()`.

2.47.1.16 INT db_get_key (HANDLE hDB, HANDLE hKey, KEY * key)

Get key structure from a handle.

[KEY](#) structure has following format:

```
typedef struct {
    DWORD      type;                // TID_xxx type
    INT         num_values;          // number of values
    char        name[NAME_LENGTH];  // name of variable
    INT         data;               // Address of variable (offset)
    INT         total_size;         // Total size of data block
    INT         item_size;          // Size of single data item
    WORD        access_mode;        // Access mode
    WORD        notify_count;       // Notify counter
    INT         next_key;           // Address of next key
    INT         parent_keylist;     // keylist to which this key belongs
    INT         last_written;       // Time of last write action
} KEY;
```

Most of these values are used for internal purposes, the values which are of public interest are type, num_values, and name. For keys which contain a single value, num_values equals to one and total_size equals to item_size. For keys which contain an array of strings (TID_STRING), item_size equals to the length of one string.

```
KEY    key;
HANDLE hkey;
db_find_key(hDB, 0, "/Runinfo/Run number", &hkey);
db_get_key(hDB, hkey, &key);
printf("The run number is of type %s\n", rpc_tid_name(key.type));
```

Parameters:

hDB ODB handle obtained via `cm_get_experiment_database()`.

hKey Handle for key where search starts, zero for root.

key Pointer to [KEY](#) structure.

Returns:

DB_SUCCESS, DB_INVALID_HANDLE

Definition at line 3489 of file odb.c.

Referenced by `cm_check_client()`, `cm_register_transition()`, `cm_shutdown()`, `cm_transition()`, `db_check_record()`, `db_copy()`, `db_get_record()`, `db_get_record_size()`, `db_open_record()`, `db_paste()`, `db_save_struct()`, `db_save_xml_key()`, `db_set_record()`, `load_fragment()`, `tr_start()`, and `update_odb()`.

2.47.1.17 INT db_get_key_info (HANDLE *hDB*, HANDLE *hKey*, char * *name*, INT *name_size*, INT * *type*, INT * *num_values*, INT * *item_size*)

Get key info (separate values instead of structure)

Parameters:

hDB ODB handle obtained via [cm_get_experiment_database\(\)](#).

hKey Handle of key to operate on

name Key name

name_size Size of the give name (done with `sizeof()`)

type Key type (see [Midas Data Types](#)).

num_values Number of values in key.

item_size Size of individual key value (used for strings)

Returns:

DB_SUCCESS, DB_INVALID_HANDLE

Definition at line 3611 of file `odb.c`.

2.47.1.18 INT db_get_key_time (HANDLE *hDB*, HANDLE *hKey*, DWORD * *delta*)

Get time when key was last modified

Parameters:

hDB ODB handle obtained via [cm_get_experiment_database\(\)](#).

hKey Handle of key to operate on

delta Seconds since last update

Returns:

DB_SUCCESS, DB_INVALID_HANDLE

Definition at line 3553 of file `odb.c`.

2.47.1.19 INT db_get_record (HANDLE hDB, HANDLE hKey, void * data, INT * buf_size, INT align)

Copy a set of keys to local memory.

An ODB sub-tree can be mapped to a C structure automatically via a hot-link using the function [db_open_record\(\)](#) or manually with this function. Problems might occur if the ODB sub-tree contains values which don't match the C structure. Although the structure size is checked against the sub-tree size, no checking can be done if the type and order of the values in the structure are the same than those in the ODB sub-tree. Therefore it is recommended to use the function [db_create_record\(\)](#) before [db_get_record\(\)](#) is used which ensures that both are equivalent.

```
struct {
    INT level1;
    INT level2;
} trigger_settings;
char *trigger_settings_str =
"[Settings]\n\
level1 = INT : 0\n\
level2 = INT : 0";

main()
{
    HANDLE hDB, hkey;
    INT size;
    ...
    cm_get_experiment_database(&hDB, NULL);
    db_create_record(hDB, 0, "/Equipment/Trigger", trigger_settings_str);
    db_find_key(hDB, 0, "/Equipment/Trigger/Settings", &hkey);
    size = sizeof(trigger_settings);
    db_get_record(hDB, hkey, &trigger_settings, &size, 0);
    ...
}
```

Parameters:

hDB ODB handle obtained via [cm_get_experiment_database\(\)](#).

hKey Handle for key where search starts, zero for root.

data Pointer to the retrieved data.

buf_size Size of data structure, must be obtained via sizeof(RECORD-NAME).

align Byte alignment calculated by the stub and passed to the rpc side to align data according to local machine. Must be zero when called from user level.

Returns:

DB_SUCCESS, DB_INVALID_HANDLE, DB_STRUCT_SIZE_MISMATCH

Definition at line 6796 of file odb.c.

Referenced by [al_trigger_alarm\(\)](#), [cm_transition\(\)](#), [db_open_record\(\)](#), [db_update_record\(\)](#), [register_equipment\(\)](#), and [tr_start\(\)](#).

2.47.1.20 INT db_get_record_size (HANDLE *hDB*, HANDLE *hKey*, INT *align*, INT * *buf_size*)

Calculates the size of a record.

Parameters:

hDB ODB handle obtained via [cm_get_experiment_database\(\)](#).

hKey Handle for key where search starts, zero for root.

align Byte alignment calculated by the stub and passed to the rpc side to align data according to local machine. Must be zero when called from user level

buf_size Size of record structure

Returns:

DB_SUCCESS, DB_INVALID_HANDLE, DB_TYPE_MISMATCH, DB_STRUCT_SIZE_MISMATCH, DB_NO_KEY

Definition at line 6710 of file odb.c.

Referenced by db_get_record(), db_open_record(), and db_set_record().

2.47.1.21 INT db_get_value (HANDLE *hDB*, HANDLE *hKeyRoot*, char * *key_name*, void * *data*, INT * *buf_size*, DWORD *type*, BOOL *create*)

Get value of a single key.

The function returns single values or whole arrays which are contained in an ODB key. Since the data buffer is of type void, no type checking can be performed by the compiler. Therefore the type has to be explicitly supplied, which is checked against the type stored in the ODB. *key_name* can contain the full path of a key (like: "/Equipment/Trigger/Settings/Level1") while *hkey* is zero which refers to the root, or *hkey* can refer to a sub-directory (like: "/Equipment/Trigger") and *key_name* is interpreted relative to that directory like "Settings/Level1".

```
INT level1, size;
size = sizeof(level1);
db_get_value(hDB, 0, "/Equipment/Trigger/Settings/Level1",
              &level1, &size, TID_INT, 0);
```

Parameters:

hDB ODB handle obtained via [cm_get_experiment_database\(\)](#).

hKeyRoot Handle for key where search starts, zero for root.

key_name Name of key to search, can contain directories.

data Address of data.

buf_size Maximum buffer size on input, number of written bytes on return.

type Type of key, one of TID_xxx (see [Midas Data Types](#))

create If TRUE, create key if not existing

Returns:

DB_SUCCESS, DB_INVALID_HANDLE, DB_NO_ACCESS, DB_TYPE_MISMATCH, DB_TRUNCATED, DB_NO_KEY

Definition at line 2998 of file odb.c.

Referenced by al_trigger_alarm(), ana_end_of_run(), bm_open_buffer(), cm_check_client(), cm_connect_experiment1(), cm_exist(), cm_msg_log(), cm_msg_log1(), cm_msg_retrieve(), cm_register_deferred_transition(), cm_set_client_info(), cm_shutdown(), cm_transition(), el_submit(), load_fragment(), logger_root(), main(), register_equipment(), scheduler(), and tr_start().

2.47.1.22 INT db_load (HANDLE hDB, HANDLE hKeyRoot, char * filename, BOOL bRemote)

Load a branch of a database from an .ODB file.

This function is used by the ODBEdit command load. For a description of the ASCII format, see [db_copy\(\)](#). Data can be loaded relative to the root of the ODB (hkey equal zero) or relative to a certain key.

Parameters:

hDB ODB handle obtained via [cm_get_experiment_database\(\)](#).

hKeyRoot Handle for key where search starts, zero for root.

filename Filename of .ODB file.

bRemote If TRUE, the file is loaded by the server process on the back-end, if FALSE, it is loaded from the current process

Returns:

DB_SUCCESS, DB_INVALID_HANDLE, DB_FILE_ERROR

Definition at line 4914 of file odb.c.

2.47.1.23 INT db_lock_database (HANDLE hDB)

Lock a database for exclusive access via system mutex calls.

Parameters:

hDB Handle to the database to lock

Returns:

DB_SUCCESS, DB_INVALID_HANDLE, DB_TIMEOUT

Definition at line 1312 of file odb.c.

Referenced by `cm_check_client()`, `cm_cleanup()`, `cm_delete_client_info()`, `cm_get_watchdog_info()`, `cm_set_client_info()`, `cm_set_watchdog_params()`, `db_close_database()`, `db_create_key()`, `db_create_record()`, `db_delete_key1()`, `db_enum_key()`, `db_find_key()`, `db_get_data()`, `db_get_data_index()`, `db_get_key()`, `db_get_key_info()`, `db_get_key_time()`, `db_get_record()`, `db_get_record_size()`, `db_get_value()`, `db_open_database()`, `db_set_data()`, `db_set_data_index()`, `db_set_record()`, and `db_set_value()`.

2.47.1.24 INT db_open_database (char * database_name, INT database_size, HANDLE * hDB, char * client_name)

Open an online database

Parameters:

- database_name* Database name.
- database_size* Initial size of database if not existing
- client_name* Name of this application
- hDB* ODB handle obtained via [cm_get_experiment_database\(\)](#).

Returns:

DB_SUCCESS, DB_CREATED, DB_INVALID_NAME, DB_NO_MEMORY, DB_MEMSIZE_MISMATCH, DB_NO_MUTEX, DB_INVALID_PARAM, RPC_NET_ERROR

Definition at line 719 of file odb.c.

Referenced by `cm_connect_experiment1()`.

2.47.1.25 INT db_open_record (HANDLE hDB, HANDLE hKey, void * ptr, INT rec_size, WORD access_mode, void(*) (INT, INT, void *) dispatcher, void * info)

Open a record. Create a local copy and maintain an automatic update.

This function opens a hot-link between an ODB sub-tree and a local structure. The sub-tree is copied to the structure automatically every time it is modified by someone else. Additionally, a callback function can be declared which is called after the structure has been updated. The callback function receives the database handle and the key handle as parameters.

Problems might occur if the ODB sub-tree contains values which don't match the C structure. Although the structure size is checked against the sub-tree size, no checking can be done if the type and order of the values in the structure are the same than those in the ODB sub-tree. Therefore it is recommended to use the function [db_create_record\(\)](#) before [db_open_record\(\)](#) is used which ensures that both are equivalent.

The access mode might either be `MODE_READ` or `MODE_WRITE`. In read mode, the ODB sub-tree is automatically copied to the local structure when modified by other clients. In write mode, the local structure is copied to the ODB sub-tree if it has been modified locally. This update has to be manually scheduled by calling `db_send_changed_records()` periodically in the main loop. The system keeps a copy of the local structure to determine if its contents has been changed.

If `MODE_ALLOC` is or'ed with the access mode, the memory for the structure is allocated internally. The structure pointer must contain a pointer to a pointer to the structure. The internal memory is released when `db_close_record()` is called.

- To open a record in write mode.

```
struct {
    INT level1;
    INT level2;
} trigger_settings;
char *trigger_settings_str =
"[Settings]\n\
level1 = INT : 0\n\
level2 = INT : 0";
main()
{
    HANDLE hDB, hkey, i=0;
    ...
    cm_get_experiment_database(&hDB, NULL);
    db_create_record(hDB, 0, "/Equipment/Trigger", trigger_settings_str);
    db_find_key(hDB, 0, "/Equipment/Trigger/Settings", &hkey);
    db_open_record(hDB, hkey, &trigger_settings, sizeof(trigger_settings)
        , MODE_WRITE, NULL);

    do
    {
        trigger_settings.level1 = i++;
        db_send_changed_records()
        status = cm_yield(1000);
    } while (status != RPC_SHUTDOWN && status != SS_ABORT);
    ...
}
```

Parameters:

hDB ODB handle obtained via `cm_get_experiment_database()`.

hKey Handle for key where search starts, zero for root.

ptr If `access_mode` includes `MODE_ALLOC`: Address of pointer which points to the record data after the call if `access_mode` includes not `MODE_ALLOC`: Address of record if `ptr==NULL`, only the dispatcher is called.

rec_size Record size in bytes

access_mode Mode for opening record, either `MODE_READ` or `MODE_WRITE`. May be or'ed with `MODE_ALLOC` to let `db_open_record` allocate the memory for the record.

(*dispatcher) Function which gets called when record is updated. The argument list composed of: `HANDLE hDB, HANDLE hKey, void *info`

info Additional info passed to the dispatcher.

Returns:

DB_SUCCESS, DB_INVALID_HANDLE, DB_NO_MEMORY, DB_NO_ACCESS, DB_STRUCT_SIZE_MISMATCH

Definition at line 7771 of file odb.c.

Referenced by analyzer_init(), cm_register_deferred_transition(), and register_equipment().

2.47.1.26 INT db_paste (HANDLE hDB, HANDLE hKeyRoot, char * buffer)

Copy an ODB subtree in ASCII format from a buffer

Parameters:

hDB ODB handle obtained via [cm_get_experiment_database\(\)](#).

hKeyRoot Handle for key where search starts, zero for root.

buffer NULL-terminated buffer

Returns:

DB_SUCCESS, DB_TRUNCATED, DB_NO_MEMORY

Definition at line 5254 of file odb.c.

Referenced by db_create_record(), and db_load().

2.47.1.27 int db_paste_node (HANDLE hDB, HANDLE hKeyRoot, PMXML_NODE node)

Definition at line 5532 of file odb.c.

Referenced by db_paste_xml().

2.47.1.28 INT db_paste_xml (HANDLE hDB, HANDLE hKeyRoot, char * buffer)

Paste an ODB subtree in XML format from a buffer

Parameters:

hDB ODB handle obtained via [cm_get_experiment_database\(\)](#).

hKeyRoot Handle for key where search starts, zero for root.

buffer NULL-terminated buffer

Returns:

DB_SUCCESS, DB_INVALID_PARAM, DB_NO_MEMORY, DB_TYPE_MISMATCH

Definition at line 5669 of file odb.c.

Referenced by db_load().

2.47.1.29 INT db_protect_database (HANDLE *hDB*)

Protect a database for read/write access outside of the **db_xxx** functions

Parameters:

hDB ODB handle obtained via [cm_get_experiment_database\(\)](#).

Returns:

DB_SUCCESS, DB_INVALID_HANDLE

Definition at line 1395 of file odb.c.

2.47.1.30 INT db_save (HANDLE *hDB*, HANDLE *hKey*, char * *filename*, BOOL *bRemote*)

Save a branch of a database to an .ODB file

This function is used by the ODBEdit command save. For a description of the ASCII format, see [db_copy\(\)](#). Data of the whole ODB can be saved (hkey equal zero) or only a sub-tree.

Parameters:

hDB ODB handle obtained via [cm_get_experiment_database\(\)](#).

hKey Handle for key where search starts, zero for root.

filename Filename of .ODB file.

bRemote Flag for saving database on remote server.

Returns:

DB_SUCCESS, DB_FILE_ERROR

Definition at line 5885 of file odb.c.

2.47.1.31 INT db_save_struct (HANDLE *hDB*, HANDLE *hKey*, char * *file_name*, char * *struct_name*, BOOL *append*)

Save a branch of a database to a C structure .H file

Parameters:

hDB ODB handle obtained via [cm_get_experiment_database\(\)](#).

hKey Handle for key where search starts, zero for root.

file_name Filename of .ODB file.

struct_name Name of structure. If struct_name == NULL, the name of the key is used.

append If TRUE, append to end of existing file

Returns:

DB_SUCCESS, DB_INVALID_HANDLE, DB_FILE_ERROR

Definition at line 6140 of file odb.c.

2.47.1.32 INT db_save_xml (HANDLE hDB, HANDLE hKey, char * filename)

Save a branch of a database to an .xml file

This function is used by the ODBEdit command save to write the contents of the ODB into a XML file. Data of the whole ODB can be saved (hkey equal zero) or only a sub-tree.

Parameters:

hDB ODB handle obtained via [cm_get_experiment_database\(\)](#).

hKey Handle for key where search starts, zero for root.

filename Filename of .XML file.

Returns:

DB_SUCCESS, DB_FILE_ERROR

Definition at line 6087 of file odb.c.

2.47.1.33 INT db_save_xml_key (HANDLE hDB, HANDLE hKey, INT level, MXML_WRITER * writer)

Definition at line 5984 of file odb.c.

Referenced by db_copy_xml(), and db_save_xml().

2.47.1.34 INT db_send_changed_records ()

Send all records to the ODB which were changed locally since the last call to this function.

This function is valid if used in conjunction with [db_open_record\(\)](#) under the condition the record is open as MODE_WRITE access code.

- Full example dbchange.c which can be compiled as follow

```

gcc -DOS_LINUX -I/midas/include -o dbchange dbchange.c
/midas/linux/lib/libmidas.a -lutil}

\begin{verbatim}
//----- dbchange.c
#include "midas.h"
#include "msystem.h"

//----- BOF dbchange.c
typedef struct {
    INT    my_number;
    float  my_rate;
} MY_STATISTICS;

MY_STATISTICS myrec;

#define MY_STATISTICS(_name) char *_name[] = {\
    "My Number = INT : 0",\
    "My Rate = FLOAT : 0",\
    "",\
    NULL }

HANDLE hDB, hKey;

// Main
int main(unsigned int argc, char **argv)
{
    char    host_name[HOST_NAME_LENGTH];
    char    expt_name[HOST_NAME_LENGTH];
    INT     lastnumber, status, msg;
    BOOL    debug=FALSE;
    char    i, ch;
    DWORD   update_time, mainlast_time;
    MY_STATISTICS (my_stat);

    // set default
    host_name[0] = 0;
    expt_name[0] = 0;

    // get default
    cm_get_environment(host_name, sizeof(host_name), expt_name, sizeof(expt_name));

    // get parameters
    for (i=1 ; i<argc ; i++)
    {
        if (argv[i][0] == '-' && argv[i][1] == 'd')
            debug = TRUE;
        else if (argv[i][0] == '-')
        {
            if (i+1 >= argc || argv[i+1][0] == '-')
                goto usage;
            if (strcmp(argv[i], "-e", 2) == 0)
                strcpy(expt_name, argv[++i]);
            else if (strcmp(argv[i], "-h", 2) == 0)
                strcpy(host_name, argv[++i]);
        }
        else

```

```

    {
    usage:
        printf("usage: dbchange [-h <Hostname>] [-e <Experiment>]\n");
        return 0;
    }
}

// connect to experiment
status = cm_connect_experiment(host_name, expt_name, "dbchange", 0);
if (status != CM_SUCCESS)
    return 1;

// Connect to DB
cm_get_experiment_database(&hDB, &hKey);

// Create a default structure in ODB
db_create_record(hDB, 0, "My statistics", strcomb(my_stat));

// Retrieve key for that structure in ODB
if (db_find_key(hDB, 0, "My statistics", &hKey) != DB_SUCCESS)
{
    cm_msg(MERROR, "mychange", "cannot find My statistics");
    goto error;
}

// Hot link this structure in Write mode
status = db_open_record(hDB, hKey, &myrec
                        , sizeof(MY_STATISTICS), MODE_WRITE, NULL, NULL);
if (status != DB_SUCCESS)
{
    cm_msg(MERROR, "mychange", "cannot open My statistics record");
    goto error;
}

// initialize ss_getchar()
ss_getchar(0);

// Main loop
do
{
    // Update local structure
    if ((ss_millitime() - update_time) > 100)
    {
        myrec.my_number += 1;
        if (myrec.my_number - lastnumber) {
            myrec.my_rate = 1000.f * (float) (myrec.my_number - lastnumber)
                / (float) (ss_millitime() - update_time);
        }
        update_time = ss_millitime();
        lastnumber = myrec.my_number;
    }

    // Publish local structure to ODB (db_send_changed_record)
    if ((ss_millitime() - mainlast_time) > 5000)
    {
        db_send_changed_records(); // <----- Call
        mainlast_time = ss_millitime();
    }
}

```

```

    }

    // Check for keyboard interaction
    ch = 0;
    while (ss_kbhit())
    {
        ch = ss_getchar(0);
        if (ch == -1)
            ch = getchar();
        if ((char) ch == '!')
            break;
    }
    msg = cm_yield(20);
} while (msg != RPC_SHUTDOWN && msg != SS_ABORT && ch != '!');

error:
    cm_disconnect_experiment();
    return 1;
}
//----- EOF dbchange.c

```

Returns:

DB_SUCCESS

Definition at line 8185 of file odb.c.

Referenced by scan_fragment(), scheduler(), and tr_stop().

2.47.1.35 INT db_set_data (HANDLE hDB, HANDLE hKey, void * data, INT buf_size, INT num_values, DWORD type)

Set key data from a handle. Adjust number of values if previous data has different size.

```

HANDLE hkey;
INT run_number;
// get key handle for run number
db_find_key(hDB, 0, "/Runinfo/Run number", &hkey);
// set run number
db_set_data(hDB, hkey, &run_number, sizeof(run_number), TID_INT);

```

Parameters:

hDB ODB handle obtained via [cm_get_experiment_database\(\)](#).

hKey Handle for key where search starts, zero for root.

data Buffer from which data gets copied to.

buf_size Size of data buffer.

num_values Number of data values (for arrays).

type Type of key, one of TID_xxx (see [Midas Data Types](#)).

Returns:

DB_SUCCESS, DB_INVALID_HANDLE, DB_TRUNCATED

Definition at line 4279 of file odb.c.

Referenced by db_paste(), db_paste_node(), db_set_record(), and update_odb().

2.47.1.36 INT db_set_data_index (HANDLE hDB, HANDLE hKey, void * data, INT data_size, INT index, DWORD type)

Set key data for a key which contains an array of values.

This function sets individual values of a key containing an array. If the index is larger than the array size, the array is extended and the intermediate values are set to zero.

Parameters:

hDB ODB handle obtained via [cm_get_experiment_database\(\)](#).

hKey Handle for key where search starts, zero for root.

data Pointer to single value of data.

data_size

index Size of single data element.

type Type of key, one of TID_xxx (see [Midas Data Types](#)).

Returns:

DB_SUCCESS, DB_INVALID_HANDLE, DB_NO_ACCESS, DB_TYPE_MISMATCH

Definition at line 4503 of file odb.c.

Referenced by cm_register_transition(), and db_paste_node().

2.47.1.37 INT db_set_record (HANDLE hDB, HANDLE hKey, void * data, INT buf_size, INT align)

Copy a set of keys from local memory to the database.

An ODB sub-tree can be mapped to a C structure automatically via a hot-link using the function [db_open_record\(\)](#) or manually with this function. Problems might occur if the ODB sub-tree contains values which don't match the C structure. Although the structure size is checked against the sub-tree size, no checking can be done if the type and order of the values in the structure are the same than those in the ODB sub-tree. Therefore it is recommended to use the function [db_create_record\(\)](#) before using this function.

```
...
memset(&lazyst,0,size);
if (db_find_key(hDB, pLch->hKey, "Statistics",&hKeyst) == DB_SUCCESS)
    status = db_set_record(hDB, hKeyst, &lazyst, size, 0);
else
    cm_msg(MERROR,"task","record %s/statistics not found", pLch->name)
...
```

Parameters:

- hDB*** ODB handle obtained via [cm_get_experiment_database\(\)](#).
- hKey*** Handle for key where search starts, zero for root.
- data*** Pointer where data is stored.
- buf_size*** Size of data structure, must be obtained via `sizeof(RECORD-NAME)`.
- align*** Byte alignment calculated by the stub and passed to the rpc side to align data according to local machine. Must be zero when called from user level.

Returns:

DB_SUCCESS, DB_INVALID_HANDLE, DB_TYPE_MISMATCH, DB_STRUCT_SIZE_MISMATCH

Definition at line 6900 of file odb.c.

Referenced by `al_trigger_alarm()`, `db_open_record()`, `db_send_changed_records()`, `register_equipment()`, and `update_odb()`.

2.47.1.38 INT db_set_value (HANDLE hDB, HANDLE hKeyRoot, char * key_name, void * data, INT data_size, INT num_values, DWORD type)

Set value of a single key.

The function sets a single value or a whole array to a ODB key. Since the data buffer is of type void, no type checking can be performed by the compiler. Therefore the type has to be explicitly supplied, which is checked against the type stored in the ODB. `key_name` can contain the full path of a key (like: "/Equipment/Trigger/Settings/Level1") while `hkey` is zero which refers to the root, or `hkey` can refer to a sub-directory (like /Equipment/Trigger) and `key_name` is interpreted relative to that directory like "Settings/Level1".

```
INT level1;
db_set_value(hDB, 0, "/Equipment/Trigger/Settings/Level1",
             &level1, sizeof(level1), 1, TID_INT);
```

Parameters:

- hDB*** ODB handle obtained via [cm_get_experiment_database\(\)](#).
- hKeyRoot*** Handle for key where search starts, zero for root.
- key_name*** Name of key to search, can contain directories.
- data*** Address of data.
- data_size*** Size of data (in bytes).
- num_values*** Number of data elements.
- type*** Type of key, one of TID_xxx (see [Midas Data Types](#))

Returns:

DB_SUCCESS, DB_INVALID_HANDLE, DB_NO_ACCESS, DB_TYPE_MISMATCH

Definition at line 2865 of file odb.c.

Referenced by al_trigger_alarm(), cm_connect_experiment1(), cm_delete_client_info(), cm_register_deferred_transition(), cm_register_transition(), cm_set_client_info(), cm_set_transition_sequence(), cm_set_watchdog_params(), cm_transition(), db_create_link(), db_get_value(), register_equipment(), tr_start(), and update_odb().

2.47.1.39 INT db_sprintf (char * *string*, void * *data*, INT *data_size*, INT *index*, DWORD *type*)

Convert a database value to a string according to its type.

This function is a convenient way to convert a binary ODB value into a string depending on its type if it is not known at compile time. If it is known, the normal sprintf() function can be used.

```
...
for (j=0 ; j<key.num_values ; j++)
{
    db_sprintf(pbuf, pdata, key.item_size, j, key.type);
    strcat(pbuf, "\n");
}
...
```

Parameters:

string output ASCII string of data.

data Value data.

data_size Size of single data element.

index Index for array data.

type Type of key, one of TID_xxx (see [Midas Data Types](#)).

Returns:

DB_SUCCESS

Definition at line 6314 of file odb.c.

Referenced by db_copy(), and db_save_xml_key().

2.47.1.40 INT db_unlock_database (HANDLE *hDB*)

Unlock a database via system mutex calls.

Parameters:

hDB Handle to the database to unlock

Returns:

DB_SUCCESS, DB_INVALID_HANDLE

Definition at line 1366 of file odb.c.

Referenced by `cm_check_client()`, `cm_cleanup()`, `cm_delete_client_info()`, `cm_get_watchdog_info()`, `cm_set_client_info()`, `cm_set_watchdog_params()`, `db_close_database()`, `db_create_key()`, `db_create_record()`, `db_delete_key1()`, `db_enum_key()`, `db_find_key()`, `db_get_data()`, `db_get_data_index()`, `db_get_key()`, `db_get_key_info()`, `db_get_key_time()`, `db_get_record()`, `db_get_record_size()`, `db_get_value()`, `db_open_database()`, `db_set_data()`, `db_set_data_index()`, `db_set_record()`, and `db_set_value()`.

2.47.1.41 INT db_update_record (INT hDB, INT hKey, int socket)

If called locally, update a record (hDB/hKey) and copy its new contents to the local copy of it.

If called from a server, send a network notification to the client.

Parameters:

hDB ODB handle obtained via [cm_get_experiment_database\(\)](#).

hKey Handle for key where search starts, zero for root.

socket optional server socket

Returns:

DB_SUCCESS, DB_INVALID_HANDLE

Definition at line 7977 of file odb.c.

2.47.1.42 BOOL equal_ustring (char * str1, char * str2)

Definition at line 1424 of file odb.c.

Referenced by `bm_open_buffer()`, `cm_connect_client()`, `cm_connect_experiment1()`, `cm_exist()`, `cm_get_watchdog_info()`, `cm_list_experiments()`, `cm_set_client_info()`, `cm_shutdown()`, `db_check_record()`, `db_create_key()`, `db_find_key()`, `db_open_database()`, `db_paste()`, `db_paste_node()`, `logger_root()`, and `register_equipment()`.

2.47.1.43 char* extract_key (char * key_list, char * key_name)

Definition at line 1412 of file odb.c.

Referenced by `db_create_key()`, and `db_find_key()`.

2.47.1.44 void xml_encode (char * src, int size)

Definition at line 5941 of file odb.c.

3 Midas Directory Documentation

3.1 /home/daqweb/midas/drivers/camac/ Directory Reference

Files

- file [esone.c](#)

3.2 /home/daqweb/midas/examples/custom/ Directory Reference

Files

- file [myexpt.html](#)
- file [xcustom.odt](#)

3.3 /home/daqweb/midas/drivers/ Directory Reference

Directories

- directory [camac](#)

3.4 /home/daqweb/midas/examples/eventbuilder/ Directory Reference

Files

- file [ebuser.c](#)
- file [mevb.c](#)

3.5 /home/daqweb/midas/examples/ Directory Reference

Directories

- directory [custom](#)
- directory [eventbuilder](#)
- directory [experiment](#)

3.6 /home/daqweb/midas/examples/experiment/ Directory Reference

Files

- file [adccalib.c](#)
- file [adcsun.c](#)
- file [analyzer.c](#)
- file [experim.h](#)
- file [frontend.c](#)
- file [scaler.c](#)

3.7 /home/daqweb/midas/include/ Directory Reference

Files

- file [mcstd.h](#)
- file [midas.h](#)
- file [mrpc.h](#)
- file [msystem.h](#)
- file [mvmestd.h](#)
- file [ybos.h](#)

3.8 /home/daqweb/midas/src/ Directory Reference

Files

- file [mfe.c](#)

- file [midas.c](#)
- file [mrpc.c](#)
- file [odb.c](#)
- file [system.c](#)
- file [ybos.c](#)

4 Midas Data Structure Documentation

4.1 ADC_CALIBRATION_PARAM Struct Reference

4.1.1 Field Documentation

4.1.1.1 double [ADC_CALIBRATION_PARAM::histo_threshold](#)

Definition at line 43 of file `experim.h`.

Referenced by `adc_calib()`.

4.1.1.2 INT [ADC_CALIBRATION_PARAM::pedestal](#)[8]

Definition at line 41 of file `experim.h`.

Referenced by `adc_calib()`.

4.1.1.3 float [ADC_CALIBRATION_PARAM::software_gain](#)[8]

Definition at line 42 of file `experim.h`.

Referenced by `adc_calib()`.

4.2 ADC_SUMMING_PARAM Struct Reference

4.2.1 Field Documentation

4.2.1.1 float [ADC_SUMMING_PARAM::adc_threshold](#)

Definition at line 77 of file `experim.h`.

Referenced by `adc_summing()`.

4.3 ALARM Struct Reference

4.3.1 Detailed Description

Alarm structure

Definition at line 1299 of file `midas.h`.

4.3.2 Field Documentation

4.3.2.1 BOOL [ALARM::active](#)

Definition at line 1300 of file `midas.h`.

Referenced by `al_trigger_alarm()`.

4.3.2.2 char [ALARM::alarm_class](#)[32]

Definition at line 1308 of file `midas.h`.

Referenced by `al_trigger_alarm()`.

4.3.2.3 char [ALARM::alarm_message](#)[80]

Definition at line 1309 of file `midas.h`.

Referenced by `al_trigger_alarm()`.

4.3.2.4 INT [ALARM::check_interval](#)

Definition at line 1303 of file `midas.h`.

Referenced by `al_trigger_alarm()`.

4.3.2.5 DWORD [ALARM::checked_last](#)

Definition at line 1304 of file `midas.h`.

Referenced by `al_trigger_alarm()`.

4.3.2.6 char [ALARM::condition](#)[256]

Definition at line 1307 of file midas.h.

4.3.2.7 char [ALARM::time_triggered_first](#)[32]

Definition at line 1305 of file midas.h.

Referenced by `al_trigger_alarm()`.

4.3.2.8 char [ALARM::time_triggered_last](#)[32]

Definition at line 1306 of file midas.h.

Referenced by `al_trigger_alarm()`.

4.3.2.9 INT [ALARM::triggered](#)

Definition at line 1301 of file midas.h.

Referenced by `al_trigger_alarm()`.

4.3.2.10 INT [ALARM::type](#)

Definition at line 1302 of file midas.h.

Referenced by `al_trigger_alarm()`.

4.4 ALARM_CLASS Struct Reference**4.4.1 Detailed Description**

Alarm class structure

Definition at line 1269 of file midas.h.

4.4.2 Field Documentation**4.4.2.1 char [ALARM_CLASS::display_bgcolor](#)[32]**

Definition at line 1278 of file midas.h.

4.4.2.2 char [ALARM_CLASS::display_fgcolor](#)[32]

Definition at line 1279 of file midas.h.

4.4.2.3 char [ALARM_CLASS::execute_command](#)[256]

Definition at line 1274 of file midas.h.

4.4.2.4 INT [ALARM_CLASS::execute_interval](#)

Definition at line 1275 of file midas.h.

4.4.2.5 DWORD [ALARM_CLASS::execute_last](#)

Definition at line 1276 of file midas.h.

4.4.2.6 BOOL [ALARM_CLASS::stop_run](#)

Definition at line 1277 of file midas.h.

4.4.2.7 INT [ALARM_CLASS::system_message_interval](#)

Definition at line 1272 of file midas.h.

4.4.2.8 DWORD [ALARM_CLASS::system_message_last](#)

Definition at line 1273 of file midas.h.

4.4.2.9 BOOL [ALARM_CLASS::write_eolog_message](#)

Definition at line 1271 of file midas.h.

4.4.2.10 BOOL [ALARM_CLASS::write_system_message](#)

Definition at line 1270 of file midas.h.

4.5 ANA_MODULE Struct Reference**Data Fields**

- char [name](#) [NAME_LENGTH]
- char [author](#) [NAME_LENGTH]
- INT(* [analyzer](#))(EVENT_HEADER *, void *)
- INT(* [bor](#))(INT [run_number](#))
- INT(* [eor](#))(INT [run_number](#))
- INT(* [init](#))()
- INT(* [exit](#))()
- void * [parameters](#)

- INT [param_size](#)
- char ** [init_str](#)
- BOOL [enabled](#)

4.5.1 Field Documentation

4.5.1.1 INT(* [ANA_MODULE::analyzer](#))([EVENT_HEADER](#) *, void *)

Pointer to user analyzer routine

4.5.1.2 char [ANA_MODULE::author](#)[NAME_LENGTH]

Author

Definition at line 1046 of file midas.h.

4.5.1.3 INT(* [ANA_MODULE::bor](#))(INT [run_number](#))

Pointer to begin-of-run routine

4.5.1.4 BOOL [ANA_MODULE::enabled](#)

Enabled flag

Definition at line 1056 of file midas.h.

4.5.1.5 INT(* [ANA_MODULE::eor](#))(INT [run_number](#))

Pointer to end-of-run routine

4.5.1.6 INT(* [ANA_MODULE::exit](#))()

Pointer to exit routine

4.5.1.7 void* [ANA_MODULE::histo_folder](#)

Definition at line 1057 of file midas.h.

4.5.1.8 INT(* [ANA_MODULE::init](#))()

Pointer to init routine

4.5.1.9 char ANA_MODULE::init_str**

Parameter init string

Definition at line 1055 of file midas.h.

4.5.1.10 char ANA_MODULE::name[NAME_LENGTH]

Module name

Definition at line 1045 of file midas.h.

4.5.1.11 INT ANA_MODULE::param_size

Size of parameter structure

Definition at line 1054 of file midas.h.

4.5.1.12 void* ANA_MODULE::parameters

Pointer to parameter structure

Definition at line 1053 of file midas.h.

4.6 ANA_OUTPUT_INFO Struct Reference**4.6.1 Field Documentation****4.6.1.1 BOOL ANA_OUTPUT_INFO::clear_histos**

Definition at line 1108 of file midas.h.

4.6.1.2 BOOL ANA_OUTPUT_INFO::events_to_odb

Definition at line 1110 of file midas.h.

4.6.1.3 char ANA_OUTPUT_INFO::filename[256]

Definition at line 1104 of file midas.h.

4.6.1.4 char ANA_OUTPUT_INFO::global_memory_name[8]

Definition at line 1111 of file midas.h.

4.6.1.5 **BOOL** [ANA_OUTPUT_INFO::histo_dump](#)

Definition at line 1106 of file midas.h.

4.6.1.6 **char** [ANA_OUTPUT_INFO::histo_dump_filename](#)[256]

Definition at line 1107 of file midas.h.

4.6.1.7 **char** [ANA_OUTPUT_INFO::last_histo_filename](#)[256]

Definition at line 1109 of file midas.h.

4.6.1.8 **BOOL** [ANA_OUTPUT_INFO::rwnt](#)

Definition at line 1105 of file midas.h.

4.7 ANA_TEST Struct Reference**4.7.1 Field Documentation****4.7.1.1** **DWORD** [ANA_TEST::count](#)

Definition at line 1130 of file midas.h.

4.7.1.2 **char** [ANA_TEST::name](#)[80]

Definition at line 1128 of file midas.h.

4.7.1.3 **DWORD** [ANA_TEST::previous_count](#)

Definition at line 1131 of file midas.h.

4.7.1.4 **BOOL** [ANA_TEST::registered](#)

Definition at line 1129 of file midas.h.

4.7.1.5 **BOOL** [ANA_TEST::value](#)

Definition at line 1132 of file midas.h.

4.8 ANALYZE_REQUEST Struct Reference

Data Fields

- char `event_name` [NAME_LENGTH]
- `AR_INFO` `ar_info`
- `INT`(* `analyzer`)(`EVENT_HEADER` *, void *)
- `ANA_MODULE` ** `ana_module`
- `BANK_LIST` * `bank_list`
- `INT` `rwnt_buffer_size`
- `BOOL` `use_tests`
- `INT` `status`
- `HNDLE` `buffer_handle`
- `HNDLE` `request_id`
- `HNDLE` `hkey_variables`
- `HNDLE` `hkey_common`
- void * `addr`
- struct {
 } `number`
- `DWORD` `events_received`
- `DWORD` `events_written`

4.8.1 Field Documentation

4.8.1.1 void* ANALYZE_REQUEST::addr

Buffer for CWNT filling

Definition at line 1090 of file midas.h.

4.8.1.2 ANA_MODULE** ANALYZE_REQUEST::ana_module

List of analyzer modules

Definition at line 1080 of file midas.h.

4.8.1.3 INT(* ANALYZE_REQUEST::analyzer)(EVENT_HEADER *, void *)

Pointer to user analyzer routine

4.8.1.4 AR_INFO ANALYZE_REQUEST::ar_info

From above

Definition at line 1078 of file midas.h.

4.8.1.5 AR_STATS ANALYZE_REQUEST::ar_stats

Definition at line 1098 of file midas.h.

4.8.1.6 BANK_LIST* ANALYZE_REQUEST::bank_list

List of banks for event

Definition at line 1081 of file midas.h.

4.8.1.7 HANDLE ANALYZE_REQUEST::buffer_handle

MIDAS buffer handle

Definition at line 1086 of file midas.h.

4.8.1.8 char ANALYZE_REQUEST::event_name[NAME_LENGTH]

Event name

Definition at line 1077 of file midas.h.

4.8.1.9 DWORD ANALYZE_REQUEST::events_received

number of events sent

Definition at line 1096 of file midas.h.

4.8.1.10 DWORD ANALYZE_REQUEST::events_written

number of events written

Definition at line 1097 of file midas.h.

4.8.1.11 HANDLE ANALYZE_REQUEST::hkey_common

Key to common subtree

Definition at line 1089 of file midas.h.

4.8.1.12 HANDLE ANALYZE_REQUEST::hkey_variables

Key to variables subtree in ODB

Definition at line 1088 of file midas.h.

4.8.1.13 `char** ANALYZE_REQUEST::init_string`

Definition at line 1084 of file midas.h.

4.8.1.14 `struct { ... } ANALYZE_REQUEST::number`

Buffer for event number for CWNT

4.8.1.15 `HANDLE ANALYZE_REQUEST::request_id`

Event request handle

Definition at line 1087 of file midas.h.

4.8.1.16 `DWORD ANALYZE_REQUEST::run`

Definition at line 1092 of file midas.h.

4.8.1.17 `INT ANALYZE_REQUEST::rwnt_buffer_size`

Size in events of RW N-tuple buf

Definition at line 1082 of file midas.h.

4.8.1.18 `DWORD ANALYZE_REQUEST::serial`

Definition at line 1093 of file midas.h.

4.8.1.19 `INT ANALYZE_REQUEST::status`

One of FE_XXX

Definition at line 1085 of file midas.h.

4.8.1.20 `DWORD ANALYZE_REQUEST::time`

Definition at line 1094 of file midas.h.

4.8.1.21 `BOOL ANALYZE_REQUEST::use_tests`

Use tests for this event

Definition at line 1083 of file midas.h.

4.9 AR_INFO Struct Reference

Data Fields

- INT [event_id](#)
- INT [trigger_mask](#)
- INT [sampling_type](#)
- char [buffer](#) [NAME_LENGTH]
- BOOL [enabled](#)
- char [client_name](#) [NAME_LENGTH]
- char [host](#) [NAME_LENGTH]

4.9.1 Field Documentation

4.9.1.1 char [AR_INFO::buffer](#)[NAME_LENGTH]

Event buffer to send events into

Definition at line 1064 of file midas.h.

4.9.1.2 char [AR_INFO::client_name](#)[NAME_LENGTH]

Analyzer name

Definition at line 1066 of file midas.h.

4.9.1.3 BOOL [AR_INFO::enabled](#)

Enable flag

Definition at line 1065 of file midas.h.

4.9.1.4 INT [AR_INFO::event_id](#)

Event ID associated with equipm.

Definition at line 1061 of file midas.h.

4.9.1.5 char [AR_INFO::host](#)[NAME_LENGTH]

Host on which analyzer is running

Definition at line 1067 of file midas.h.

4.9.1.6 INT [AR_INFO::sampling_type](#)

GET_ALL/GET_SOME

Definition at line 1063 of file midas.h.

4.9.1.7 INT [AR_INFO::trigger_mask](#)

Trigger mask

Definition at line 1062 of file midas.h.

4.10 AR_STATS Struct Reference**4.10.1 Field Documentation****4.10.1.1 double [AR_STATS::events_per_sec](#)**

Definition at line 1072 of file midas.h.

4.10.1.2 double [AR_STATS::events_received](#)

Definition at line 1071 of file midas.h.

4.10.1.3 double [AR_STATS::events_written](#)

Definition at line 1073 of file midas.h.

4.11 ASUM_BANK Struct Reference**4.11.1 Field Documentation****4.11.1.1 float [ASUM_BANK::average](#)**

Definition at line 110 of file experim.h.

Referenced by `adc_summing()`.

4.11.1.2 float [ASUM_BANK::sum](#)

Definition at line 109 of file experim.h.

Referenced by `adc_summing()`.

4.12 BANK Struct Reference

Data Fields

- char `name` [4]
- WORD `type`
- WORD `data_size`

4.12.1 Field Documentation

4.12.1.1 WORD `BANK::data_size`

-

Definition at line 1011 of file `midas.h`.

Referenced by `bk_close()`, `bk_create()`, `bk_find()`, `bk_iterate()`, `bk_locate()`, and `bk_swap()`.

4.12.1.2 char `BANK::name`[4]

-

Definition at line 1009 of file `midas.h`.

Referenced by `bk_close()`, `bk_create()`, `bk_find()`, `bk_list()`, `bk_locate()`, and `update_odb()`.

4.12.1.3 WORD `BANK::type`

-

Definition at line 1010 of file `midas.h`.

Referenced by `bk_close()`, `bk_create()`, `bk_find()`, `bk_locate()`, `bk_swap()`, and `update_odb()`.

4.13 BANK32 Struct Reference

Data Fields

- char [name](#) [4]
- DWORD [type](#)
- DWORD [data_size](#)

4.13.1 Field Documentation

4.13.1.1 DWORD [BANK32::data_size](#)

-

Definition at line 1017 of file midas.h.

Referenced by [bk_close\(\)](#), [bk_create\(\)](#), [bk_find\(\)](#), [bk_locate\(\)](#), and [bk_swap\(\)](#).

4.13.1.2 char [BANK32::name](#)[4]

-

Definition at line 1015 of file midas.h.

Referenced by [bk_close\(\)](#), [bk_create\(\)](#), [bk_find\(\)](#), [bk_list\(\)](#), [bk_locate\(\)](#), and [update_odb\(\)](#).

4.13.1.3 DWORD [BANK32::type](#)

-

Definition at line 1016 of file midas.h.

Referenced by [bk_close\(\)](#), [bk_create\(\)](#), [bk_find\(\)](#), [bk_locate\(\)](#), [bk_swap\(\)](#), and [update_odb\(\)](#).

4.14 BANK_HEADER Struct Reference

Data Fields

- DWORD [data_size](#)
- DWORD [flags](#)

4.14.1 Field Documentation

4.14.1.1 DWORD [BANK_HEADER::data_size](#)

Size in bytes

Definition at line 1004 of file midas.h.

Referenced by [bk_find\(\)](#), [bk_swap\(\)](#), [eb_mfragment_add\(\)](#), [eb_yfragment_add\(\)](#), and [source_scan\(\)](#).

4.14.1.2 DWORD [BANK_HEADER::flags](#)

internal flag

Definition at line 1005 of file midas.h.

Referenced by [bk_swap\(\)](#).

4.15 BANK_LIST Struct Reference

Data Fields

- char [name](#) [9]
- WORD [type](#)
- DWORD [size](#)
- char ** [init_str](#)
- BOOL [output_flag](#)
- void * [addr](#)
- DWORD [n_data](#)
- HNDLE [def_key](#)

4.15.1 Field Documentation

4.15.1.1 void* [BANK_LIST::addr](#)

-

Definition at line 1032 of file midas.h.

4.15.1.2 HANDLE [BANK_LIST::def_key](#)

-

Definition at line 1034 of file midas.h.

4.15.1.3 char** [BANK_LIST::init_str](#)

-

Definition at line 1030 of file midas.h.

Referenced by register_equipment().

4.15.1.4 DWORD [BANK_LIST::n_data](#)

-

Definition at line 1033 of file midas.h.

4.15.1.5 char [BANK_LIST::name](#)[9]

-

Definition at line 1027 of file midas.h.

Referenced by register_equipment().

4.15.1.6 BOOL [BANK_LIST::output_flag](#)

-

Definition at line 1031 of file midas.h.

4.15.1.7 DWORD [BANK_LIST::size](#)

-

Definition at line 1029 of file midas.h.

4.15.1.8 WORD [BANK_LIST::type](#)

-

Definition at line 1028 of file midas.h.

Referenced by [register_equipment\(\)](#).

4.16 BUFFER Struct Reference

Data Fields

- BOOL [attached](#)
- INT [client_index](#)
- [BUFFER_HEADER](#) * [buffer_header](#)
- void * [buffer_data](#)
- char * [read_cache](#)
- INT [read_cache_size](#)
- INT [read_cache_rp](#)
- INT [read_cache_wp](#)
- char * [write_cache](#)
- INT [write_cache_size](#)
- INT [write_cache_rp](#)
- INT [write_cache_wp](#)
- HANDLE [mutex](#)
- INT [shm_handle](#)
- INT [index](#)
- BOOL [callback](#)

4.16.1 Field Documentation

4.16.1.1 BOOL [BUFFER::attached](#)

TRUE if buffer is attached

Definition at line 854 of file midas.h.

Referenced by [bm_check_buffers\(\)](#), [bm_close_buffer\(\)](#), [bm_empty_buffers\(\)](#), [bm_flush_cache\(\)](#), [bm_open_buffer\(\)](#), [bm_push_event\(\)](#), [bm_receive_event\(\)](#), [bm_remove_event_request\(\)](#), [bm_send_event\(\)](#), [bm_set_cache_size\(\)](#), [bm_skip_event\(\)](#), [cm_cleanup\(\)](#), and [cm_set_watchdog_params\(\)](#).

4.16.1.2 void* [BUFFER::buffer_data](#)

pointer to buffer data

Definition at line 857 of file midas.h.

Referenced by `bm_open_buffer()`.

4.16.1.3 [BUFFER_HEADER*](#) [BUFFER::buffer_header](#)

pointer to buffer header

Definition at line 856 of file midas.h.

Referenced by `bm_check_buffers()`, `bm_close_buffer()`, `bm_empty_buffers()`, `bm_flush_cache()`, `bm_open_buffer()`, `bm_push_event()`, `bm_receive_event()`, `bm_remove_event_request()`, `bm_send_event()`, `bm_skip_event()`, `bm_validate_client_index()`, `bm_wait_for_free_space()`, `cm_cleanup()`, and `cm_set_watchdog_params()`.

4.16.1.4 [BOOL](#) [BUFFER::callback](#)

callback defined for this buffer

Definition at line 869 of file midas.h.

Referenced by `bm_open_buffer()`, and `bm_push_event()`.

4.16.1.5 [INT](#) [BUFFER::client_index](#)

index to CLIENT str. in buf.

Definition at line 855 of file midas.h.

Referenced by `bm_open_buffer()`, `bm_validate_client_index()`, and `cm_cleanup()`.

4.16.1.6 [INT](#) [BUFFER::index](#)

connection index / tid

Definition at line 868 of file midas.h.

Referenced by `bm_check_buffers()`, `bm_close_buffer()`, `bm_empty_buffers()`, `bm_open_buffer()`, and `cm_set_watchdog_params()`.

4.16.1.7 [HNDLE](#) [BUFFER::mutex](#)

mutex/semaphore handle

Definition at line 866 of file midas.h.

4.16.1.8 char* BUFFER::read_cache

cache for burst read

Definition at line 858 of file midas.h.

Referenced by `bm_copy_from_cache()`, `bm_dispatch_from_cache()`, `bm_push_event()`, `bm_receive_event()`, and `bm_set_cache_size()`.

4.16.1.9 INT BUFFER::read_cache_rp

cache read pointer

Definition at line 860 of file midas.h.

Referenced by `bm_copy_from_cache()`, `bm_dispatch_from_cache()`, `bm_empty_buffers()`, `bm_read_cache_has_events()`, `bm_set_cache_size()`, and `bm_skip_event()`.

4.16.1.10 INT BUFFER::read_cache_size

cache size in bytes

Definition at line 859 of file midas.h.

Referenced by `bm_close_buffer()`, `bm_push_event()`, `bm_read_cache_has_events()`, `bm_receive_event()`, and `bm_set_cache_size()`.

4.16.1.11 INT BUFFER::read_cache_wp

cache write pointer

Definition at line 861 of file midas.h.

Referenced by `bm_copy_from_cache()`, `bm_dispatch_from_cache()`, `bm_empty_buffers()`, `bm_push_event()`, `bm_read_cache_has_events()`, `bm_receive_event()`, `bm_set_cache_size()`, and `bm_skip_event()`.

4.16.1.12 INT BUFFER::shm_handle

handle to shared memory

Definition at line 867 of file midas.h.

Referenced by `bm_close_buffer()`, and `bm_open_buffer()`.

4.16.1.13 char* BUFFER::write_cache

cache for burst read

Definition at line 862 of file midas.h.

Referenced by `bm_flush_cache()`, `bm_send_event()`, and `bm_set_cache_size()`.

4.16.1.14 INT BUFFER::write_cache_rp

cache read pointer

Definition at line 864 of file midas.h.

Referenced by `bm_flush_cache()`, and `bm_set_cache_size()`.

4.16.1.15 INT BUFFER::write_cache_size

cache size in bytes

Definition at line 863 of file midas.h.

Referenced by `bm_close_buffer()`, `bm_flush_cache()`, `bm_send_event()`, and `bm_set_cache_size()`.

4.16.1.16 INT BUFFER::write_cache_wp

cache write pointer

Definition at line 865 of file midas.h.

Referenced by `bm_flush_cache()`, `bm_send_event()`, and `bm_set_cache_size()`.

4.17 BUFFER_CLIENT Struct Reference**Data Fields**

- char `name` [NAME_LENGTH]
- INT `pid`
- INT `tid`
- INT `thandle`
- INT `port`
- INT `read_pointer`
- INT `max_request_index`
- INT `num_received_events`
- INT `num_sent_events`
- INT `num_waiting_events`
- float `data_rate`
- BOOL `read_wait`
- INT `write_wait`
- BOOL `wake_up`
- BOOL `all_flag`
- DWORD `last_activity`
- DWORD `watchdog_timeout`

4.17.1 Field Documentation

4.17.1.1 **BOOL** `BUFFER_CLIENT::all_flag`

at least one GET_ALL request

Definition at line 829 of file midas.h.

Referenced by `bm_remove_event_request()`.

4.17.1.2 **float** `BUFFER_CLIENT::data_rate`

data rate in kB/sec

Definition at line 825 of file midas.h.

4.17.1.3 **EVENT_REQUEST** `BUFFER_CLIENT::event_request`[MAX_EVENT_REQUESTS]

Definition at line 833 of file midas.h.

Referenced by `bm_push_event()`, `bm_receive_event()`, `bm_remove_event_request()`, `bm_send_event()`, and `bm_wait_for_free_space()`.

4.17.1.4 **DWORD** `BUFFER_CLIENT::last_activity`

time of last activity

Definition at line 830 of file midas.h.

Referenced by `bm_open_buffer()`, `cm_cleanup()`, and `cm_set_watchdog_params()`.

4.17.1.5 **INT** `BUFFER_CLIENT::max_request_index`

index of last request

Definition at line 821 of file midas.h.

Referenced by `bm_push_event()`, `bm_receive_event()`, `bm_remove_event_request()`, `bm_send_event()`, and `bm_wait_for_free_space()`.

4.17.1.6 **char** `BUFFER_CLIENT::name`[NAME_LENGTH]

name of client

Definition at line 815 of file midas.h.

Referenced by `bm_open_buffer()`, `bm_validate_client_index()`, `bm_validate_client_pointers()`, and `cm_cleanup()`.

4.17.1.7 INT BUFFER_CLIENT::num_received_events

no of received events

Definition at line 822 of file `midas.h`.

4.17.1.8 INT BUFFER_CLIENT::num_sent_events

no of sent events

Definition at line 823 of file `midas.h`.

4.17.1.9 INT BUFFER_CLIENT::num_waiting_events

no of waiting events

Definition at line 824 of file `midas.h`.

Referenced by `bm_send_event()`.

4.17.1.10 INT BUFFER_CLIENT::pid

process ID

Definition at line 816 of file `midas.h`.

Referenced by `bm_close_buffer()`, `bm_flush_cache()`, `bm_open_buffer()`, `bm_send_event()`, `bm_update_read_pointer()`, `bm_validate_client_index()`, `bm_wait_for_free_space()`, `bm_wakeup_producers()`, and `cm_cleanup()`.

4.17.1.11 INT BUFFER_CLIENT::port

UDP port for wake up

Definition at line 819 of file `midas.h`.

Referenced by `bm_close_buffer()`, `bm_open_buffer()`, `bm_wait_for_free_space()`, `bm_wakeup_producers()`, and `cm_cleanup()`.

4.17.1.12 INT BUFFER_CLIENT::read_pointer

read pointer to buffer

Definition at line 820 of file `midas.h`.

Referenced by `bm_empty_buffers()`, `bm_flush_cache()`, `bm_open_buffer()`, `bm_push_event()`, `bm_receive_event()`, `bm_send_event()`, `bm_skip_event()`, `bm_update_`

read_pointer(), bm_validate_client_pointers(), bm_wait_for_free_space(), and bm_wakeup_producers().

4.17.1.13 **BOOL** BUFFER_CLIENT::read_wait

wait for read - flag

Definition at line 826 of file midas.h.

Referenced by bm_close_buffer(), bm_flush_cache(), bm_receive_event(), bm_send_event(), bm_wait_for_free_space(), and cm_cleanup().

4.17.1.14 **INT** BUFFER_CLIENT::thandle

thread handle

Definition at line 818 of file midas.h.

Referenced by bm_open_buffer().

4.17.1.15 **INT** BUFFER_CLIENT::tid

thread ID

Definition at line 817 of file midas.h.

Referenced by bm_open_buffer(), and bm_wakeup_producers().

4.17.1.16 **BOOL** BUFFER_CLIENT::wake_up

client got a wake-up msg

Definition at line 828 of file midas.h.

4.17.1.17 **DWORD** BUFFER_CLIENT::watchdog_timeout

timeout in ms

Definition at line 831 of file midas.h.

Referenced by bm_open_buffer(), cm_cleanup(), and cm_set_watchdog_params().

4.17.1.18 **INT** BUFFER_CLIENT::write_wait

wait for write # bytes

Definition at line 827 of file midas.h.

Referenced by bm_close_buffer(), bm_wait_for_free_space(), bm_wakeup_producers(), and cm_cleanup().

4.18 BUFFER_HEADER Struct Reference

Data Fields

- char [name](#) [NAME_LENGTH]
- INT [num_clients](#)
- INT [max_client_index](#)
- INT [size](#)
- INT [read_pointer](#)
- INT [write_pointer](#)
- INT [num_in_events](#)
- INT [num_out_events](#)
- [BUFFER_CLIENT](#) [client](#) [MAX_CLIENTS]

4.18.1 Field Documentation

4.18.1.1 [BUFFER_CLIENT](#) [BUFFER_HEADER::client](#)[MAX_CLIENTS]

entries for clients

Definition at line 847 of file `midas.h`.

Referenced by `bm_close_buffer()`, `bm_flush_cache()`, `bm_open_buffer()`, `bm_push_event()`, `bm_receive_event()`, `bm_send_event()`, `bm_skip_event()`, `bm_update_read_pointer()`, `bm_validate_client_index()`, `bm_wait_for_free_space()`, `bm_wakeup_producers()`, `cm_cleanup()`, and `cm_set_watchdog_params()`.

4.18.1.2 INT [BUFFER_HEADER::max_client_index](#)

index of last client

Definition at line 840 of file `midas.h`.

Referenced by `bm_close_buffer()`, `bm_flush_cache()`, `bm_open_buffer()`, `bm_send_event()`, `bm_update_read_pointer()`, `bm_validate_client_index()`, `bm_wait_for_free_space()`, `bm_wakeup_producers()`, and `cm_cleanup()`.

4.18.1.3 char [BUFFER_HEADER::name](#)[NAME_LENGTH]

name of buffer

Definition at line 838 of file `midas.h`.

Referenced by `bm_check_buffers()`, `bm_close_buffer()`, `bm_flush_cache()`, `bm_open_buffer()`, `bm_push_event()`, `bm_send_event()`, `bm_validate_client_index()`, `bm_validate_client_pointers()`, `bm_wait_for_free_space()`, and `cm_cleanup()`.

4.18.1.4 INT [BUFFER_HEADER::num_clients](#)

no of active clients

Definition at line 839 of file midas.h.

Referenced by [bm_close_buffer\(\)](#), [bm_open_buffer\(\)](#), and [cm_cleanup\(\)](#).

4.18.1.5 INT [BUFFER_HEADER::num_in_events](#)

no of received events

Definition at line 844 of file midas.h.

Referenced by [bm_flush_cache\(\)](#), and [bm_send_event\(\)](#).

4.18.1.6 INT [BUFFER_HEADER::num_out_events](#)

no of distributed events

Definition at line 845 of file midas.h.

Referenced by [bm_push_event\(\)](#), and [bm_receive_event\(\)](#).

4.18.1.7 INT [BUFFER_HEADER::read_pointer](#)

read pointer

Definition at line 842 of file midas.h.

Referenced by [bm_flush_cache\(\)](#), [bm_receive_event\(\)](#), [bm_send_event\(\)](#), [bm_update_read_pointer\(\)](#), [bm_validate_client_pointers\(\)](#), [bm_wait_for_free_space\(\)](#), and [bm_wakeup_producers\(\)](#).

4.18.1.8 INT [BUFFER_HEADER::size](#)

size of data area in bytes

Definition at line 841 of file midas.h.

Referenced by [bm_flush_cache\(\)](#), [bm_open_buffer\(\)](#), [bm_push_event\(\)](#), [bm_receive_event\(\)](#), [bm_send_event\(\)](#), [bm_update_read_pointer\(\)](#), [bm_validate_client_pointers\(\)](#), [bm_wait_for_free_space\(\)](#), and [bm_wakeup_producers\(\)](#).

4.18.1.9 INT [BUFFER_HEADER::write_pointer](#)

write pointer

Definition at line 843 of file midas.h.

Referenced by `bm_flush_cache()`, `bm_open_buffer()`, `bm_push_event()`, `bm_receive_event()`, `bm_send_event()`, `bm_skip_event()`, `bm_update_read_pointer()`, `bm_validate_client_pointers()`, `bm_wait_for_free_space()`, and `bm_wakeup_producers()`.

4.19 BUS_DRIVER Struct Reference

Data Fields

- char `name` [NAME_LENGTH]
- INT(* `bd`)(INT cmd,...)
- void * `bd_info`

4.19.1 Field Documentation

4.19.1.1 INT(* `BUS_DRIVER::bd`)(INT cmd,...)

Device driver entry point

4.19.1.2 void* `BUS_DRIVER::bd_info`

Private info for bus driver

Definition at line 912 of file `midas.h`.

4.19.1.3 char `BUS_DRIVER::name`[NAME_LENGTH]

Driver name

Definition at line 910 of file `midas.h`.

4.20 DATABASE Struct Reference

4.20.1 Field Documentation

4.20.1.1 BOOL `DATABASE::attached`

Definition at line 375 of file `msystem.h`.

Referenced by `cm_check_client()`, `cm_cleanup()`, `cm_get_watchdog_info()`, `cm_set_watchdog_params()`, `db_close_database()`, `db_create_key()`, `db_delete_key1()`, `db_enum_key()`, `db_find_key()`, `db_get_data()`, `db_get_data_index()`, `db_get_key()`, `db_get_key_info()`, `db_get_key_time()`, `db_get_value()`, `db_open_database()`, `db_set_data()`, and `db_set_data_index()`.

4.20.1.2 INT DATABASE::client_index

Definition at line 376 of file `msystem.h`.

Referenced by `cm_cleanup()`, `cm_set_watchdog_params()`, `db_close_database()`, and `db_open_database()`.

4.20.1.3 void* DATABASE::database_data

Definition at line 378 of file `msystem.h`.

Referenced by `db_open_database()`.

4.20.1.4 DATABASE_HEADER* DATABASE::database_header

Definition at line 377 of file `msystem.h`.

Referenced by `cm_check_client()`, `cm_cleanup()`, `cm_get_watchdog_info()`, `cm_set_watchdog_params()`, `db_close_database()`, `db_create_key()`, `db_delete_key1()`, `db_enum_key()`, `db_find_key()`, `db_get_data()`, `db_get_data_index()`, `db_get_key()`, `db_get_key_info()`, `db_get_key_time()`, `db_get_value()`, `db_lock_database()`, `db_open_database()`, `db_protect_database()`, `db_set_data()`, `db_set_data_index()`, `db_set_value()`, and `db_unlock_database()`.

4.20.1.5 INT DATABASE::index

Definition at line 382 of file `msystem.h`.

Referenced by `cm_set_watchdog_params()`, `db_close_database()`, and `db_open_database()`.

4.20.1.6 INT DATABASE::lock_cnt

Definition at line 380 of file `msystem.h`.

Referenced by `db_lock_database()`, `db_open_database()`, and `db_unlock_database()`.

4.20.1.7 HANDLE DATABASE::mutex

Definition at line 379 of file `msystem.h`.

4.20.1.8 char DATABASE::name[NAME_LENGTH]

Definition at line 374 of file msystem.h.

4.20.1.9 BOOL DATABASE::protect

Definition at line 383 of file msystem.h.

Referenced by db_lock_database(), db_open_database(), db_protect_database(), and db_unlock_database().

4.20.1.10 HANDLE DATABASE::shm_handle

Definition at line 381 of file msystem.h.

Referenced by db_close_database(), and db_open_database().

4.21 DATABASE_CLIENT Struct Reference**4.21.1 Field Documentation****4.21.1.1 DWORD DATABASE_CLIENT::last_activity**

Definition at line 348 of file msystem.h.

Referenced by cm_cleanup(), cm_get_watchdog_info(), cm_set_watchdog_params(), and db_open_database().

4.21.1.2 INT DATABASE_CLIENT::max_index

Definition at line 350 of file msystem.h.

Referenced by db_close_database(), and db_open_database().

4.21.1.3 char DATABASE_CLIENT::name[NAME_LENGTH]

Definition at line 342 of file msystem.h.

Referenced by cm_cleanup(), cm_get_watchdog_info(), cm_transition(), and db_open_database().

4.21.1.4 INT DATABASE_CLIENT::num_open_records

Definition at line 347 of file msystem.h.

Referenced by db_open_database().

4.21.1.5 OPEN_RECORD DATABASE_CLIENT::open_record[MAX_OPEN_RECORDS]

Definition at line 352 of file msystem.h.

Referenced by cm_cleanup(), db_close_database(), and db_open_database().

4.21.1.6 INT DATABASE_CLIENT::pid

Definition at line 343 of file msystem.h.

Referenced by cm_cleanup(), cm_get_watchdog_info(), db_close_database(), and db_open_database().

4.21.1.7 INT DATABASE_CLIENT::port

Definition at line 346 of file msystem.h.

Referenced by db_open_database().

4.21.1.8 INT DATABASE_CLIENT::thandle

Definition at line 345 of file msystem.h.

Referenced by db_open_database().

4.21.1.9 INT DATABASE_CLIENT::tid

Definition at line 344 of file msystem.h.

Referenced by cm_check_client(), cm_cleanup(), and db_open_database().

4.21.1.10 DWORD DATABASE_CLIENT::watchdog_timeout

Definition at line 349 of file msystem.h.

Referenced by cm_cleanup(), cm_get_watchdog_info(), cm_set_watchdog_params(), and db_open_database().

4.22 DATABASE_HEADER Struct Reference**4.22.1 Field Documentation****4.22.1.1 DATABASE_CLIENT DATABASE_HEADER::client[MAX_CLIENTS]**

Definition at line 367 of file msystem.h.

Referenced by `cm_check_client()`, `cm_cleanup()`, `cm_get_watchdog_info()`, `cm_set_watchdog_params()`, `db_close_database()`, and `db_open_database()`.

4.22.1.2 INT DATABASE_HEADER::data_size

Definition at line 362 of file msystem.h.

Referenced by `db_close_database()`, and `db_open_database()`.

4.22.1.3 INT DATABASE_HEADER::first_free_data

Definition at line 365 of file msystem.h.

Referenced by `db_open_database()`.

4.22.1.4 INT DATABASE_HEADER::first_free_key

Definition at line 364 of file msystem.h.

Referenced by `db_open_database()`.

4.22.1.5 INT DATABASE_HEADER::key_size

Definition at line 361 of file msystem.h.

Referenced by `db_open_database()`.

4.22.1.6 INT DATABASE_HEADER::max_client_index

Definition at line 360 of file msystem.h.

Referenced by `cm_check_client()`, `cm_cleanup()`, `cm_get_watchdog_info()`, `db_close_database()`, and `db_open_database()`.

4.22.1.7 char DATABASE_HEADER::name[NAME_LENGTH]

Definition at line 357 of file msystem.h.

Referenced by `cm_cleanup()`, `db_close_database()`, and `db_open_database()`.

4.22.1.8 INT DATABASE_HEADER::num_clients

Definition at line 359 of file msystem.h.

Referenced by `cm_cleanup()`, `db_close_database()`, and `db_open_database()`.

4.22.1.9 INT DATABASE_HEADER::root_key

Definition at line 363 of file msystem.h.

Referenced by db_create_key(), db_delete_key1(), db_enum_key(), db_find_key(), db_get_key(), and db_open_database().

4.22.1.10 INT DATABASE_HEADER::version

Definition at line 358 of file msystem.h.

Referenced by db_open_database().

4.23 DD_MT_BUFFER Struct Reference

Data Fields

- INT [n_channels](#)
- midas_thread_t [thread_id](#)
- INT [status](#)
- [DD_MT_CHANNEL](#) * [channel](#)

4.23.1 Field Documentation

4.23.1.1 DD_MT_CHANNEL* DD_MT_BUFFER::channel

One data set for each channel

Definition at line 924 of file midas.h.

Referenced by device_driver(), and sc_thread().

4.23.1.2 INT DD_MT_BUFFER::n_channels

Number of channels

Definition at line 921 of file midas.h.

Referenced by device_driver().

4.23.1.3 INT DD_MT_BUFFER::status

Status passed from device thread

Definition at line 923 of file midas.h.

Referenced by device_driver(), and sc_thread().

4.23.1.4 midas_thread_t DD_MT_BUFFER::thread_id

Thread ID

Definition at line 922 of file midas.h.

Referenced by device_driver().

4.24 DD_MT_CHANNEL Struct Reference

Data Fields

- float [array](#) [CMD_GET_LAST]
- char [label](#) [NAME_LENGTH]

4.24.1 Field Documentation

4.24.1.1 float DD_MT_CHANNEL::array[CMD_GET_LAST]

Array for various values

Definition at line 916 of file midas.h.

Referenced by device_driver(), and sc_thread().

4.24.1.2 char DD_MT_CHANNEL::label[NAME_LENGTH]

Array for channel labels

Definition at line 917 of file midas.h.

Referenced by device_driver().

4.25 DEF_RECORD Struct Reference

4.25.1 Field Documentation

4.25.1.1 DWORD DEF_RECORD::def_offset

Definition at line 1166 of file midas.h.

4.25.1.2 DWORD DEF_RECORD::event_id

Definition at line 1164 of file midas.h.

4.25.1.3 char DEF_RECORD::event_name[NAME_LENGTH]

Definition at line 1165 of file midas.h.

4.26 DEVICE_DRIVER Struct Reference

Data Fields

- char [name](#) [NAME_LENGTH]
- INT(* [dd](#))(INT cmd,...)
- INT [channels](#)
- INT(* [bd](#))(INT cmd,...)
- DWORD [flags](#)
- void * [dd_info](#)
- [DD_MT_BUFFER](#) * [mt_buffer](#)
- INT [stop_thread](#)
- HANDLE [mutex](#)

4.26.1 Field Documentation

4.26.1.1 INT(* [DEVICE_DRIVER::bd](#))(INT cmd,...)

Bus driver entry point

Referenced by [device_driver\(\)](#).

4.26.1.2 INT [DEVICE_DRIVER::channels](#)

Number of channels

Definition at line 931 of file midas.h.

Referenced by [device_driver\(\)](#), and [sc_thread\(\)](#).

4.26.1.3 INT(* [DEVICE_DRIVER::dd](#))(INT cmd,...)

Device driver entry point

Referenced by [device_driver\(\)](#), and [sc_thread\(\)](#).

4.26.1.4 void* [DEVICE_DRIVER::dd_info](#)

Private info for device driver

Definition at line 934 of file midas.h.

Referenced by device_driver(), and sc_thread().

4.26.1.5 DWORD [DEVICE_DRIVER::flags](#)

Combination of DF_xx

Definition at line 933 of file midas.h.

Referenced by device_driver(), and main().

4.26.1.6 DD_MT_BUFFER* [DEVICE_DRIVER::mt_buffer](#)

pointer to multithread buffer

Definition at line 935 of file midas.h.

Referenced by device_driver(), and sc_thread().

4.26.1.7 HANDLE [DEVICE_DRIVER::mutex](#)

mutex/semaphore handle for buffer

Definition at line 937 of file midas.h.

Referenced by device_driver(), and sc_thread().

4.26.1.8 char [DEVICE_DRIVER::name](#)[NAME_LENGTH]

Driver name

Definition at line 929 of file midas.h.

Referenced by device_driver(), main(), and register_equipment().

4.26.1.9 INT [DEVICE_DRIVER::stop_thread](#)

flag used to stop the thread

Definition at line 936 of file midas.h.

Referenced by device_driver(), and sc_thread().

4.27 eqpmnt Struct Reference

Data Fields

- char [name](#) [NAME_LENGTH]
- [EQUIPMENT_INFO](#) [info](#)
- INT(* [readout](#))(char *, INT)
- INT(* [cd](#))(INT cmd, [PEQUIPMENT](#))
- [DEVICE_DRIVER](#) * [driver](#)
- void * [event_descrip](#)
- void * [cd_info](#)
- INT [status](#)
- DWORD [last_called](#)
- DWORD [last_idle](#)
- DWORD [poll_count](#)
- INT [format](#)
- HANDLE [buffer_handle](#)
- HANDLE [hkey_variables](#)
- DWORD [serial_number](#)
- DWORD [subevent_number](#)
- DWORD [odb_out](#)
- DWORD [odb_in](#)
- DWORD [bytes_sent](#)
- DWORD [events_sent](#)

4.27.1 Field Documentation

4.27.1.1 HANDLE [eqpmnt::buffer_handle](#)

MIDAS buffer handle

Definition at line 981 of file [midas.h](#).

Referenced by [receive_trigger_event\(\)](#), [register_equipment\(\)](#), [scheduler\(\)](#), [send_event\(\)](#), and [tr_stop\(\)](#).

4.27.1.2 DWORD [eqpmnt::bytes_sent](#)

number of bytes sent

Definition at line 987 of file [midas.h](#).

Referenced by [receive_trigger_event\(\)](#), [scan_fragment\(\)](#), [scheduler\(\)](#), [send_event\(\)](#), [source_scan\(\)](#), and [tr_stop\(\)](#).

4.27.1.3 INT(* [eqpmnt::cd](#))(INT cmd, [PEQUIPMENT](#))

Class driver routine

Referenced by [main\(\)](#), [register_equipment\(\)](#), and [scheduler\(\)](#).

4.27.1.4 void* [eqpmnt::cd_info](#)

private data for class driver

Definition at line 975 of file [midas.h](#).

4.27.1.5 [DEVICE_DRIVER](#)* [eqpmnt::driver](#)

Device driver list

Definition at line 973 of file [midas.h](#).

Referenced by [main\(\)](#), and [register_equipment\(\)](#).

4.27.1.6 void* [eqpmnt::event_descrip](#)

Init string for fixed events or bank list

Definition at line 974 of file [midas.h](#).

Referenced by [register_equipment\(\)](#).

4.27.1.7 DWORD [eqpmnt::events_sent](#)

number of events sent

Definition at line 988 of file [midas.h](#).

Referenced by [display\(\)](#), [receive_trigger_event\(\)](#), [scan_fragment\(\)](#), [scheduler\(\)](#), [send_event\(\)](#), [source_scan\(\)](#), and [tr_stop\(\)](#).

4.27.1.8 INT [eqpmnt::format](#)

FORMAT_xxx

Definition at line 980 of file [midas.h](#).

Referenced by [load_fragment\(\)](#), [receive_trigger_event\(\)](#), [register_equipment\(\)](#), and [scheduler\(\)](#).

4.27.1.9 HANDLE [eqpmnt::hkey_variables](#)

Key to variables subtree in ODB

Definition at line 982 of file [midas.h](#).

Referenced by `receive_trigger_event()`, `register_equipment()`, and `scheduler()`.

4.27.1.10 **EQUIPMENT_INFO** `eqpmnt::info`

From above

Definition at line 970 of file `midas.h`.

Referenced by `display()`, `interrupt_routine()`, `load_fragment()`, `main()`, `readout_thread()`, `receive_trigger_event()`, `register_equipment()`, `scan_fragment()`, `scheduler()`, `send_all_periodic_events()`, `send_event()`, `tr_start()`, and `tr_stop()`.

4.27.1.11 **DWORD** `eqpmnt::last_called`

Last time event was read

Definition at line 977 of file `midas.h`.

Referenced by `scheduler()`, and `send_event()`.

4.27.1.12 **DWORD** `eqpmnt::last_idle`

Last time idle func was called

Definition at line 978 of file `midas.h`.

Referenced by `scheduler()`.

4.27.1.13 **char** `eqpmnt::name`[NAME_LENGTH]

Equipment name

Definition at line 969 of file `midas.h`.

Referenced by `display()`, `main()`, `register_equipment()`, `scheduler()`, `send_all_periodic_events()`, `send_event()`, `tr_start()`, and `tr_stop()`.

4.27.1.14 **DWORD** `eqpmnt::odb_in`

updated ODB -> FE

Definition at line 986 of file `midas.h`.

Referenced by `tr_start()`.

4.27.1.15 **DWORD** `eqpmnt::odb_out`

updates FE -> ODB

Definition at line 985 of file `midas.h`.

Referenced by scheduler(), send_event(), and tr_start().

4.27.1.16 DWORD eqpmnt::poll_count

Needed to poll 'period'

Definition at line 979 of file midas.h.

Referenced by readout_thread(), register_equipment(), and scheduler().

4.27.1.17 INT(* eqpmnt::readout)(char *, INT)

Pointer to user readout routine

Referenced by interrupt_routine(), readout_thread(), scheduler(), and send_event().

4.27.1.18 DWORD eqpmnt::serial_number

event serial number

Definition at line 983 of file midas.h.

Referenced by eb_user(), interrupt_routine(), readout_thread(), scheduler(), send_event(), source_scan(), and tr_start().

4.27.1.19 EQUIPMENT_STATS eqpmnt::stats

Definition at line 989 of file midas.h.

Referenced by close_buffers(), display(), register_equipment(), scan_fragment(), scheduler(), send_event(), tr_start(), and tr_stop().

4.27.1.20 INT eqpmnt::status

One of FE_XXX

Definition at line 976 of file midas.h.

Referenced by display(), main(), register_equipment(), scheduler(), and send_all_periodic_events().

4.27.1.21 DWORD eqpmnt::subevent_number

subevent number

Definition at line 984 of file midas.h.

Referenced by receive_trigger_event(), scheduler(), and tr_start().

4.28 EQUIPMENT_INFO Struct Reference

Data Fields

- WORD [event_id](#)
- WORD [trigger_mask](#)
- char [buffer](#) [NAME_LENGTH]
- INT [eq_type](#)
- INT [source](#)
- char [format](#) [8]
- BOOL [enabled](#)
- INT [read_on](#)
- INT [period](#)
- double [event_limit](#)
- DWORD [num_subevents](#)
- INT [history](#)
- char [frontend_host](#) [NAME_LENGTH]
- char [frontend_name](#) [NAME_LENGTH]
- char [frontend_file_name](#) [256]

4.28.1 Field Documentation

4.28.1.1 char [EQUIPMENT_INFO::buffer](#)[NAME_LENGTH]

Event buffer to send events into

Definition at line 945 of file `midas.h`.

Referenced by `register_equipment()`.

4.28.1.2 BOOL [EQUIPMENT_INFO::enabled](#)

Enable flag

Definition at line 949 of file `midas.h`.

Referenced by `display()`, `register_equipment()`, `scheduler()`, `send_all_periodic_events()`, and `tr_start()`.

4.28.1.3 INT [EQUIPMENT_INFO::eq_type](#)

One of EQ_XXX

Definition at line 946 of file `midas.h`.

Referenced by `main()`, `register_equipment()`, `scheduler()`, `send_event()`, and `tr_stop()`.

4.28.1.4 WORD [EQUIPMENT_INFO::event_id](#)

Event ID associated with equipm.

Definition at line 943 of file midas.h.

Referenced by `interrupt_routine()`, `readout_thread()`, `register_equipment()`, `scheduler()`, `send_event()`, and `source_scan()`.

4.28.1.5 double [EQUIPMENT_INFO::event_limit](#)

Stop run when limit is reached

Definition at line 952 of file midas.h.

Referenced by `register_equipment()`, and `scheduler()`.

4.28.1.6 char [EQUIPMENT_INFO::format\[8\]](#)

Data format to produce

Definition at line 948 of file midas.h.

Referenced by `load_fragment()`, and `register_equipment()`.

4.28.1.7 char [EQUIPMENT_INFO::frontend_file_name\[256\]](#)

Source file used for user FE

Definition at line 957 of file midas.h.

Referenced by `register_equipment()`.

4.28.1.8 char [EQUIPMENT_INFO::frontend_host\[NAME_LENGTH\]](#)

Host on which FE is running

Definition at line 955 of file midas.h.

Referenced by `register_equipment()`.

4.28.1.9 char [EQUIPMENT_INFO::frontend_name\[NAME_LENGTH\]](#)

Frontend name

Definition at line 956 of file midas.h.

Referenced by `register_equipment()`.

4.28.1.10 INT [EQUIPMENT_INFO::history](#)

Log history

Definition at line 954 of file midas.h.

Referenced by scheduler(), and send_event().

4.28.1.11 **DWORD EQUIPMENT_INFO::num_subevents**

Number of events in super event

Definition at line 953 of file midas.h.

Referenced by receive_trigger_event(), and scheduler().

4.28.1.12 **INT EQUIPMENT_INFO::period**

Readout interval/Polling time in ms

Definition at line 951 of file midas.h.

Referenced by register_equipment(), and scheduler().

4.28.1.13 **INT EQUIPMENT_INFO::read_on**

Combination of Read-On flags RO_XXX

Definition at line 950 of file midas.h.

Referenced by scheduler(), send_all_periodic_events(), and send_event().

4.28.1.14 **INT EQUIPMENT_INFO::source**

Event source (LAM/IRQ)

Definition at line 947 of file midas.h.

Referenced by main(), readout_thread(), register_equipment(), and scheduler().

4.28.1.15 **WORD EQUIPMENT_INFO::trigger_mask**

Trigger mask

Definition at line 944 of file midas.h.

Referenced by interrupt_routine(), readout_thread(), scheduler(), send_event(), and source_scan().

4.29 EQUIPMENT_STATS Struct Reference

4.29.1 Field Documentation

4.29.1.1 double [EQUIPMENT_STATS::events_per_sec](#)

Definition at line 962 of file midas.h.

Referenced by [register_equipment\(\)](#), [scan_fragment\(\)](#), and [scheduler\(\)](#).

4.29.1.2 double [EQUIPMENT_STATS::events_sent](#)

Definition at line 961 of file midas.h.

Referenced by [close_buffers\(\)](#), [display\(\)](#), [register_equipment\(\)](#), [scan_fragment\(\)](#), [scheduler\(\)](#), [send_event\(\)](#), [tr_start\(\)](#), and [tr_stop\(\)](#).

4.29.1.3 double [EQUIPMENT_STATS::kbytes_per_sec](#)

Definition at line 963 of file midas.h.

Referenced by [register_equipment\(\)](#), [scan_fragment\(\)](#), and [scheduler\(\)](#).

4.30 EVENT_HEADER Struct Reference**4.30.1 Detailed Description**

Event header

Definition at line 749 of file midas.h.

Data Fields

- short int [event_id](#)
- short int [trigger_mask](#)
- DWORD [serial_number](#)
- DWORD [time_stamp](#)
- DWORD [data_size](#)

4.30.2 Field Documentation**4.30.2.1 DWORD [EVENT_HEADER::data_size](#)**

size of event in bytes w/o header

Definition at line 754 of file midas.h.

Referenced by `bm_compose_event()`, `bm_convert_event_header()`, `bm_copy_from_cache()`, `bm_dispatch_from_cache()`, `bm_flush_cache()`, `bm_push_event()`, `bm_receive_event()`, `cm_msg()`, `cm_msg1()`, `eb_user()`, `interrupt_routine()`, `readout_thread()`, `receive_trigger_event()`, `scheduler()`, and `send_event()`.

4.30.2.2 short int `EVENT_HEADER::event_id`

event ID starting from one

Definition at line 750 of file `midas.h`.

Referenced by `bm_compose_event()`, `bm_convert_event_header()`, `bm_dispatch_event()`, `bm_match_event()`, `interrupt_routine()`, `readout_thread()`, `scheduler()`, and `send_event()`.

4.30.2.3 DWORD `EVENT_HEADER::serial_number`

serial number starting from one

Definition at line 752 of file `midas.h`.

Referenced by `bm_compose_event()`, `bm_convert_event_header()`, `eb_user()`, `interrupt_routine()`, `readout_thread()`, `receive_trigger_event()`, `scheduler()`, and `send_event()`.

4.30.2.4 DWORD `EVENT_HEADER::time_stamp`

time of production of event

Definition at line 753 of file `midas.h`.

Referenced by `bm_compose_event()`, `bm_convert_event_header()`, `interrupt_routine()`, `readout_thread()`, `scheduler()`, and `send_event()`.

4.30.2.5 short int `EVENT_HEADER::trigger_mask`

hardware trigger mask

Definition at line 751 of file `midas.h`.

Referenced by `bm_compose_event()`, `bm_convert_event_header()`, `bm_match_event()`, `interrupt_routine()`, `readout_thread()`, `scheduler()`, and `send_event()`.

4.31 EVENT_REQUEST Struct Reference

4.31.1 Detailed Description

Buffer structure

Definition at line 804 of file midas.h.

Data Fields

- INT [id](#)
- BOOL [valid](#)
- short int [event_id](#)
- short int [trigger_mask](#)
- INT [sampling_type](#)

4.31.2 Field Documentation

4.31.2.1 void(* [EVENT_REQUEST::dispatch](#))(HANDLE, HANDLE, [EVENT_HEADER](#) *, void *)

4.31.2.2 short int [EVENT_REQUEST::event_id](#)

event ID

Definition at line 807 of file midas.h.

Referenced by [bm_push_event\(\)](#), [bm_receive_event\(\)](#), [bm_send_event\(\)](#), and [bm_wait_for_free_space\(\)](#).

4.31.2.3 INT [EVENT_REQUEST::id](#)

request id

Definition at line 805 of file midas.h.

Referenced by [bm_remove_event_request\(\)](#), [bm_send_event\(\)](#), and [bm_wait_for_free_space\(\)](#).

4.31.2.4 INT [EVENT_REQUEST::sampling_type](#)

dispatch function

Definition at line 809 of file midas.h.

Referenced by [bm_remove_event_request\(\)](#), [bm_send_event\(\)](#), and [bm_wait_for_free_space\(\)](#).

4.31.2.5 short int [EVENT_REQUEST::trigger_mask](#)

trigger mask

Definition at line 808 of file midas.h.

Referenced by [bm_push_event\(\)](#), [bm_receive_event\(\)](#), [bm_send_event\(\)](#), and [bm_wait_for_free_space\(\)](#).

4.31.2.6 BOOL [EVENT_REQUEST::valid](#)

indicating a valid entry

Definition at line 806 of file midas.h.

Referenced by [bm_push_event\(\)](#), [bm_receive_event\(\)](#), [bm_remove_event_request\(\)](#), [bm_send_event\(\)](#), and [bm_wait_for_free_space\(\)](#).

4.32 EXP_PARAM Struct Reference

4.32.1 Field Documentation

4.32.1.1 char [EXP_PARAM::comment](#)[80]

Definition at line 27 of file [experim.h](#).

Referenced by [ana_end_of_run\(\)](#).

4.33 FREE_DESCRIP Struct Reference

Data Fields

- INT [size](#)
- INT [next_free](#)

4.33.1 Field Documentation

4.33.1.1 INT [FREE_DESCRIP::next_free](#)

Address of next free block

Definition at line 331 of file [msystem.h](#).

Referenced by db_open_database().

4.33.1.2 INT [FREE_DESCRIP::size](#)

size in bytes

Definition at line 330 of file msystem.h.

Referenced by db_open_database().

4.34 GLOBAL_PARAM Struct Reference

4.34.1 Field Documentation

4.34.1.1 float [GLOBAL_PARAM::adc_threshold](#)

Definition at line 93 of file experim.h.

4.35 HIST_RECORD Struct Reference

4.35.1 Field Documentation

4.35.1.1 DWORD [HIST_RECORD::data_size](#)

Definition at line 1160 of file midas.h.

4.35.1.2 DWORD [HIST_RECORD::def_offset](#)

Definition at line 1159 of file midas.h.

4.35.1.3 DWORD [HIST_RECORD::event_id](#)

Definition at line 1157 of file midas.h.

4.35.1.4 DWORD [HIST_RECORD::record_type](#)

Definition at line 1156 of file midas.h.

4.35.1.5 **DWORD** [HIST_RECORD::time](#)

Definition at line 1158 of file midas.h.

4.36 HISTORY Struct Reference**4.36.1 Field Documentation****4.36.1.1** **DWORD** [HISTORY::base_time](#)

Definition at line 1183 of file midas.h.

4.36.1.2 **DWORD** [HISTORY::def_fh](#)

Definition at line 1182 of file midas.h.

4.36.1.3 **DWORD** [HISTORY::def_offset](#)

Definition at line 1184 of file midas.h.

4.36.1.4 **DWORD** [HISTORY::event_id](#)

Definition at line 1176 of file midas.h.

4.36.1.5 **char** [HISTORY::event_name](#)[NAME_LENGTH]

Definition at line 1177 of file midas.h.

4.36.1.6 **DWORD** [HISTORY::hist_fh](#)

Definition at line 1180 of file midas.h.

4.36.1.7 **DWORD** [HISTORY::index_fh](#)

Definition at line 1181 of file midas.h.

4.36.1.8 **DWORD** [HISTORY::n_tag](#)

Definition at line 1178 of file midas.h.

4.36.1.9 TAG* HISTORY::tag

Definition at line 1179 of file midas.h.

4.37 INDEX_RECORD Struct Reference

4.37.1 Field Documentation

4.37.1.1 DWORD INDEX_RECORD::event_id

Definition at line 1170 of file midas.h.

4.37.1.2 DWORD INDEX_RECORD::offset

Definition at line 1172 of file midas.h.

4.37.1.3 DWORD INDEX_RECORD::time

Definition at line 1171 of file midas.h.

4.38 KEY Struct Reference

Data Fields

- DWORD type
- INT num_values
- char name [NAME_LENGTH]
- INT data
- INT total_size
- INT item_size
- WORD access_mode
- WORD notify_count
- INT next_key
- INT parent_keylist
- INT last_written

4.38.1 Field Documentation

4.38.1.1 WORD **KEY::access_mode**

Access mode

Definition at line 880 of file midas.h.

Referenced by `cm_cleanup()`, `db_create_key()`, `db_delete_key1()`, `db_find_key()`, `db_get_data()`, `db_get_data_index()`, `db_get_value()`, `db_open_database()`, `db_open_record()`, `db_set_data()`, `db_set_data_index()`, and `db_set_value()`.

4.38.1.2 INT **KEY::data**

Address of variable (offset)

Definition at line 877 of file midas.h.

Referenced by `db_create_key()`, `db_delete_key1()`, `db_enum_key()`, `db_find_key()`, `db_get_data()`, `db_get_data_index()`, `db_get_key_info()`, `db_get_value()`, `db_open_database()`, `db_set_data()`, `db_set_data_index()`, and `db_set_value()`.

4.38.1.3 INT **KEY::item_size**

Size of single data item

Definition at line 879 of file midas.h.

Referenced by `db_copy()`, `db_create_key()`, `db_get_data()`, `db_get_data_index()`, `db_get_key_info()`, `db_get_record()`, `db_get_record_size()`, `db_get_value()`, `db_open_database()`, `db_save_xml_key()`, `db_set_data()`, `db_set_data_index()`, `db_set_record()`, `db_set_value()`, and `update_odb()`.

4.38.1.4 INT **KEY::last_written**

Time of last write action

Definition at line 884 of file midas.h.

Referenced by `db_get_key_time()`, `db_set_data()`, `db_set_data_index()`, and `db_set_value()`.

4.38.1.5 char **KEY::name**[NAME_LENGTH]

name of variable

Definition at line 876 of file midas.h.

Referenced by `cm_check_client()`, `cm_shutdown()`, `cm_transition()`, `db_check_record()`, `db_copy()`, `db_create_key()`, `db_find_key()`, `db_get_data()`, `db_get_data_index()`, `db_get_key_info()`, `db_get_record()`, `db_open_database()`, `db_save_struct()`, `db_save_xml_key()`, `db_set_data()`, `db_set_data_index()`, `db_set_record()`, `load_fragment()`, and `update_odb()`.

4.38.1.6 INT KEY::next_key

Address of next key

Definition at line 882 of file midas.h.

Referenced by db_create_key(), db_delete_key1(), db_enum_key(), and db_find_key().

4.38.1.7 WORD KEY::notify_count

Notify counter

Definition at line 881 of file midas.h.

Referenced by cm_cleanup(), db_delete_key1(), and db_open_database().

4.38.1.8 INT KEY::num_values

number of values

Definition at line 875 of file midas.h.

Referenced by cm_register_transition(), cm_transition(), db_check_record(), db_copy(), db_create_key(), db_get_data(), db_get_data_index(), db_get_key_info(), db_get_record(), db_get_record_size(), db_get_value(), db_open_database(), db_save_xml_key(), db_set_data(), db_set_data_index(), db_set_record(), db_set_value(), tr_start(), and update_odb().

4.38.1.9 INT KEY::parent_keylist

keylist to which this key belongs

Definition at line 883 of file midas.h.

Referenced by db_create_key(), db_delete_key1(), db_enum_key(), db_find_key(), and db_open_database().

4.38.1.10 INT KEY::total_size

Total size of data block

Definition at line 878 of file midas.h.

Referenced by db_copy(), db_create_key(), db_delete_key1(), db_open_database(), db_save_xml_key(), db_set_data(), db_set_data_index(), db_set_record(), db_set_value(), and tr_start().

4.38.1.11 DWORD KEY::type

TID_xxx type

Definition at line 874 of file midas.h.

Referenced by `cm_transition()`, `db_check_record()`, `db_copy()`, `db_create_key()`, `db_delete_key1()`, `db_enum_key()`, `db_find_key()`, `db_get_data()`, `db_get_data_index()`, `db_get_key()`, `db_get_key_info()`, `db_get_record()`, `db_get_record_size()`, `db_get_value()`, `db_open_database()`, `db_paste()`, `db_save_xml_key()`, `db_set_data()`, `db_set_data_index()`, `db_set_record()`, `db_set_value()`, `load_fragment()`, and `update_odb()`.

4.39 KEYLIST Struct Reference

Data Fields

- INT [parent](#)
- INT [num_keys](#)
- INT [first_key](#)

4.39.1 Field Documentation

4.39.1.1 INT [KEYLIST::first_key](#)

Address of first key

Definition at line 890 of file midas.h.

Referenced by `db_create_key()`, `db_delete_key1()`, `db_enum_key()`, `db_find_key()`, and `db_open_database()`.

4.39.1.2 INT [KEYLIST::num_keys](#)

number of keys

Definition at line 889 of file midas.h.

Referenced by `db_create_key()`, `db_delete_key1()`, `db_enum_key()`, `db_find_key()`, `db_get_key_info()`, and `db_open_database()`.

4.39.1.3 INT [KEYLIST::parent](#)

Address of parent key

Definition at line 888 of file midas.h.

Referenced by `db_create_key()`, `db_delete_key1()`, `db_enum_key()`, `db_find_key()`, and `db_open_database()`.

4.40 MVME_INTERFACE Struct Reference

Data Fields

- int [handle](#)
- int [index](#)
- void * [info](#)
- int [am](#)
- int [dmode](#)
- int [blt_mode](#)
- void * [table](#)

4.40.1 Field Documentation

4.40.1.1 int [MVME_INTERFACE::am](#)

Address modifier

Definition at line 139 of file mvmestd.h.

4.40.1.2 int [MVME_INTERFACE::blt_mode](#)

Block transfer mode

Definition at line 141 of file mvmestd.h.

4.40.1.3 int [MVME_INTERFACE::dmode](#)

Data mode (D8,D16,D32,D64)

Definition at line 140 of file mvmestd.h.

4.40.1.4 int [MVME_INTERFACE::handle](#)

internal handle

Definition at line 136 of file mvmestd.h.

4.40.1.5 int [MVME_INTERFACE::index](#)

index of interface 0..n

Definition at line 137 of file mvmestd.h.

4.40.1.6 void* [MVME_INTERFACE::info](#)

internal info structure

Definition at line 138 of file mvmestd.h.

4.40.1.7 void* [MVME_INTERFACE::table](#)

Optional table for some drivers

Definition at line 142 of file mvmestd.h.

4.41 OPEN_RECORD Struct Reference**Data Fields**

- INT [handle](#)
- WORD [access_mode](#)
- WORD [flags](#)

4.41.1 Field Documentation**4.41.1.1 WORD [OPEN_RECORD::access_mode](#)**

R/W flags

Definition at line 336 of file msystem.h.

Referenced by [cm_cleanup\(\)](#), and [db_open_database\(\)](#).

4.41.1.2 WORD [OPEN_RECORD::flags](#)

Data format, ...

Definition at line 337 of file msystem.h.

4.41.1.3 INT [OPEN_RECORD::handle](#)

Handle of record base key

Definition at line 335 of file msystem.h.

Referenced by [cm_cleanup\(\)](#), [db_close_database\(\)](#), and [db_open_database\(\)](#).

4.42 PROGRAM_INFO Struct Reference

4.42.1 Detailed Description

Program information structure

Definition at line 1235 of file midas.h.

4.42.2 Field Documentation

4.42.2.1 char PROGRAM_INFO::alarm_class[32]

Definition at line 1243 of file midas.h.

4.42.2.2 BOOL PROGRAM_INFO::auto_restart

Definition at line 1242 of file midas.h.

4.42.2.3 BOOL PROGRAM_INFO::auto_start

Definition at line 1240 of file midas.h.

Referenced by cm_transition().

4.42.2.4 BOOL PROGRAM_INFO::auto_stop

Definition at line 1241 of file midas.h.

Referenced by cm_transition().

4.42.2.5 DWORD PROGRAM_INFO::check_interval

Definition at line 1238 of file midas.h.

4.42.2.6 DWORD PROGRAM_INFO::first_failed

Definition at line 1244 of file midas.h.

4.42.2.7 BOOL PROGRAM_INFO::required

Definition at line 1236 of file midas.h.

4.42.2.8 char PROGRAM_INFO::start_command[256]

Definition at line 1239 of file midas.h.

Referenced by cm_transition().

4.42.2.9 INT PROGRAM_INFO::watchdog_timeout

Definition at line 1237 of file midas.h.

4.43 RECORD_LIST Struct Reference**4.43.1 Field Documentation****4.43.1.1 WORD RECORD_LIST::access_mode**

Definition at line 392 of file msystem.h.

Referenced by db_close_all_records(), db_close_record(), db_open_record(), db_send_changed_records(), and db_update_record().

4.43.1.2 INT RECORD_LIST::buf_size

Definition at line 395 of file msystem.h.

Referenced by db_open_record(), db_send_changed_records(), and db_update_record().

4.43.1.3 void* RECORD_LIST::copy

Definition at line 394 of file msystem.h.

Referenced by db_open_record(), and db_send_changed_records().

4.43.1.4 void* RECORD_LIST::data

Definition at line 393 of file msystem.h.

Referenced by db_open_record(), db_send_changed_records(), and db_update_record().

4.43.1.5 void(* RECORD_LIST::dispatcher)(INT, INT, void *)

Referenced by db_open_record(), and db_update_record().

4.43.1.6 `HNDLE RECORD_LIST::handle`

Definition at line 390 of file msystem.h.

Referenced by db_close_all_records(), db_close_record(), db_open_record(), and db_update_record().

4.43.1.7 `HNDLE RECORD_LIST::hDB`

Definition at line 391 of file msystem.h.

Referenced by db_close_record(), and db_open_record().

4.43.1.8 `void* RECORD_LIST::info`

Definition at line 397 of file msystem.h.

Referenced by db_open_record().

4.44 REQUEST_LIST Struct Reference**4.44.1 Field Documentation****4.44.1.1** `INT REQUEST_LIST::buffer_handle`

Definition at line 404 of file msystem.h.

Referenced by bm_close_buffer(), bm_dispatch_event(), and bm_request_event().

4.44.1.2 `void(* REQUEST_LIST::dispatcher)(HNDLE, HNDLE, EVENT_HEADER *, void *)`

Referenced by bm_dispatch_event(), and bm_request_event().

4.44.1.3 `short int REQUEST_LIST::event_id`

Definition at line 405 of file msystem.h.

Referenced by bm_request_event().

4.44.1.4 `short int REQUEST_LIST::trigger_mask`

Definition at line 406 of file msystem.h.

Referenced by bm_request_event().

4.45 RUNINFO Struct Reference

4.45.1 Detailed Description

Contains the main parameters regarding the run status. The containt reflects the current system ONLY if Midas clients are connected. Otherwise the status is erroneous.

Definition at line 1198 of file midas.h.

Data Fields

- INT [state](#)
- INT [online_mode](#)
- INT [run_number](#)
- INT [transition_in_progress](#)
- INT [requested_transition](#)
- char [start_time](#) [32]
- DWORD [start_time_binary](#)
- char [stop_time](#) [32]
- DWORD [stop_time_binary](#)

4.45.2 Field Documentation

4.45.2.1 INT [RUNINFO::online_mode](#)

Mode of operation online/offline

Definition at line 1200 of file midas.h.

Referenced by [ana_end_of_run\(\)](#).

4.45.2.2 INT [RUNINFO::requested_transition](#)

Deferred transition request

Definition at line 1203 of file midas.h.

4.45.2.3 INT [RUNINFO::run_number](#)

Current processing run number

Definition at line 1201 of file midas.h.

Referenced by [ana_end_of_run\(\)](#).

4.45.2.4 char RUNINFO::start_time[32]

ASCII of the last start time

Definition at line 1204 of file midas.h.

Referenced by ana_end_of_run().

4.45.2.5 DWORD RUNINFO::start_time_binary

Bin of the last start time

Definition at line 1205 of file midas.h.

4.45.2.6 INT RUNINFO::state

Current run condition

Definition at line 1199 of file midas.h.

4.45.2.7 char RUNINFO::stop_time[32]

ASCII of the last stop time

Definition at line 1206 of file midas.h.

4.45.2.8 DWORD RUNINFO::stop_time_binary

ASCII of the last stop time

Definition at line 1207 of file midas.h.

4.45.2.9 INT RUNINFO::transition_in_progress

Intermediate state during transition

Definition at line 1202 of file midas.h.

4.46 SCALER_COMMON Struct Reference**4.46.1 Field Documentation****4.46.1.1 char SCALER_COMMON::buffer[32]**

Definition at line 181 of file experim.h.

4.46.1.2 BOOL [SCALER_COMMON::enabled](#)

Definition at line 185 of file `experim.h`.

4.46.1.3 WORD [SCALER_COMMON::event_id](#)

Definition at line 179 of file `experim.h`.

4.46.1.4 double [SCALER_COMMON::event_limit](#)

Definition at line 188 of file `experim.h`.

4.46.1.5 char [SCALER_COMMON::format](#)[8]

Definition at line 184 of file `experim.h`.

4.46.1.6 char [SCALER_COMMON::frontend_file_name](#)[256]

Definition at line 193 of file `experim.h`.

4.46.1.7 char [SCALER_COMMON::frontend_host](#)[32]

Definition at line 191 of file `experim.h`.

4.46.1.8 char [SCALER_COMMON::frontend_name](#)[32]

Definition at line 192 of file `experim.h`.

4.46.1.9 INT [SCALER_COMMON::log_history](#)

Definition at line 190 of file `experim.h`.

4.46.1.10 DWORD [SCALER_COMMON::num_subevents](#)

Definition at line 189 of file `experim.h`.

4.46.1.11 INT [SCALER_COMMON::period](#)

Definition at line 187 of file `experim.h`.

4.46.1.12 INT [SCALER_COMMON::read_on](#)

Definition at line 186 of file `experim.h`.

4.46.1.13 INT [SCALER_COMMON::source](#)

Definition at line 183 of file `experim.h`.

4.46.1.14 WORD [SCALER_COMMON::trigger_mask](#)

Definition at line 180 of file `experim.h`.

4.46.1.15 INT [SCALER_COMMON::type](#)

Definition at line 182 of file `experim.h`.

4.47 TAG Struct Reference**Data Fields**

- char [name](#) [NAME_LENGTH]
- DWORD [type](#)
- DWORD [n_data](#)

4.47.1 Field Documentation**4.47.1.1 DWORD [TAG::n_data](#)**

-

Definition at line 1023 of file `midas.h`.

4.47.1.2 char [TAG::name](#)[NAME_LENGTH]

-

Definition at line 1021 of file `midas.h`.

4.47.1.3 DWORD [TAG::type](#)

-

Definition at line 1022 of file `midas.h`.

4.48 TR_CLIENT Struct Reference

4.48.1 Detailed Description

dox*****

Definition at line 2943 of file midas.c.

4.48.2 Field Documentation

4.48.2.1 char TR_CLIENT::client_name[NAME_LENGTH]

Definition at line 2946 of file midas.c.

4.48.2.2 char TR_CLIENT::host_name[HOST_NAME_LENGTH]

Definition at line 2945 of file midas.c.

4.48.2.3 int TR_CLIENT::port

Definition at line 2947 of file midas.c.

Referenced by cm_transition().

4.48.2.4 int TR_CLIENT::sequence_number

Definition at line 2944 of file midas.c.

Referenced by cm_transition().

4.49 TRIGGER_COMMON Struct Reference

4.49.1 Field Documentation

4.49.1.1 char TRIGGER_COMMON::buffer[32]

Definition at line 125 of file experim.h.

4.49.1.2 BOOL TRIGGER_COMMON::enabled

Definition at line 129 of file experim.h.

4.49.1.3 WORD [TRIGGER_COMMON::event_id](#)

Definition at line 123 of file `experim.h`.

4.49.1.4 double [TRIGGER_COMMON::event_limit](#)

Definition at line 132 of file `experim.h`.

4.49.1.5 char [TRIGGER_COMMON::format](#)[8]

Definition at line 128 of file `experim.h`.

4.49.1.6 char [TRIGGER_COMMON::frontend_file_name](#)[256]

Definition at line 137 of file `experim.h`.

4.49.1.7 char [TRIGGER_COMMON::frontend_host](#)[32]

Definition at line 135 of file `experim.h`.

4.49.1.8 char [TRIGGER_COMMON::frontend_name](#)[32]

Definition at line 136 of file `experim.h`.

4.49.1.9 INT [TRIGGER_COMMON::log_history](#)

Definition at line 134 of file `experim.h`.

4.49.1.10 DWORD [TRIGGER_COMMON::num_subevents](#)

Definition at line 133 of file `experim.h`.

4.49.1.11 INT [TRIGGER_COMMON::period](#)

Definition at line 131 of file `experim.h`.

4.49.1.12 INT [TRIGGER_COMMON::read_on](#)

Definition at line 130 of file `experim.h`.

4.49.1.13 INT [TRIGGER_COMMON::source](#)

Definition at line 127 of file `experim.h`.

4.49.1.14 WORD [TRIGGER_COMMON::trigger_mask](#)

Definition at line 124 of file `experim.h`.

4.49.1.15 INT [TRIGGER_COMMON::type](#)

Definition at line 126 of file `experim.h`.

4.50 TRIGGER_SETTINGS Struct Reference**4.50.1 Field Documentation****4.50.1.1 BYTE [TRIGGER_SETTINGS::io506](#)**

Definition at line 163 of file `experim.h`.

5 Midas File Documentation**5.1 adccalib.c File Reference****5.1.1 Define Documentation****5.1.1.1 `#define ADC_N_BINS 500`**

Definition at line 67 of file `adccalib.c`.

5.1.1.2 `#define ADC_X_HIGH 4000`

Definition at line 69 of file `adccalib.c`.

5.1.1.3 `#define ADC_X_LOW 0`

Definition at line 68 of file `adccalib.c`.

5.1.2 Function Documentation

5.1.2.1 INT adc_calib ([EVENT_HEADER](#) *, void *)

Definition at line 106 of file adccalib.c.

5.1.2.2 INT adc_calib_bor (INT *run_number*)

Definition at line 92 of file adccalib.c.

5.1.2.3 INT adc_calib_eor (INT *run_number*)

Definition at line 99 of file adccalib.c.

5.1.2.4 INT adc_calib_init (void)

Definition at line 71 of file adccalib.c.

5.1.2.5 ADC_CALIBRATION_PARAM_STR (adc_calibration_param_str)

5.1.3 Variable Documentation

5.1.3.1 [ANA_MODULE](#) adc_calib_module

Initial value:

```
{
    "ADC calibration",
    "Stefan Ritt",
    adc_calib,
    adc_calib_bor,
    adc_calib_eor,
    adc_calib_init,
    NULL,
    &adccalib_param,
    sizeof(adccalib_param),
    adc_calibration_param_str,
}
```

Definition at line 48 of file adccalib.c.

5.1.3.2 **ADC_CALIBRATION_PARAM** `adccalib_param`

Definition at line 35 of file `adccalib.c`.

Referenced by `adc_calib()`.

5.1.3.3 **EXP_PARAM** `exp_param`

Definition at line 51 of file `analyzer.c`.

Referenced by `ana_end_of_run()`, and `analyzer_init()`.

5.1.3.4 **TH1D*** `hAdcHists[N_ADC]` `[static]`

Definition at line 63 of file `adccalib.c`.

Referenced by `adc_calib()`, and `adc_calib_init()`.

5.1.3.5 **RUNINFO** `runinfo`

Definition at line 49 of file `analyzer.c`.

Referenced by `ana_end_of_run()`, and `analyzer_init()`.

5.2 adcsun.c File Reference

5.2.1 Define Documentation

5.2.1.1 **#define** `DEFINE_TESTS`

Definition at line 22 of file `adcsun.c`.

5.2.1.2 **#define** `PI 3.14159265359`

Definition at line 33 of file `adcsun.c`.

5.2.2 Function Documentation

5.2.2.1 **INT** `adc_summing` (`EVENT_HEADER *`, `void *`)

Definition at line 87 of file `adcsun.c`.

5.2.2.2 INT `adc_summing_bor` (INT *run_number*)

5.2.2.3 INT `adc_summing_init` (void)

Definition at line 72 of file `adcsun.c`.

5.2.2.4 ADC_SUMMING_PARAM_STR (`adc_summing_param_str`)

5.2.2.5 DEF_TEST (`high_sum`)

5.2.2.6 DEF_TEST (`low_sum`)

5.2.3 Variable Documentation

5.2.3.1 [ANA_MODULE `adc_summing_module`](#)

Initial value:

```
{
    "ADC summing",
    "Stefan Ritt",
    adc_summing,
    NULL,
    NULL,
    adc_summing_init,
    NULL,
    &adc_summing_param,
    sizeof(adc_summing_param),
    adc_summing_param_str,
}
```

Definition at line 53 of file `adcsun.c`.

5.2.3.2 [ADC_SUMMING_PARAM `adc_summing_param`](#)

Definition at line 38 of file `adcsun.c`.

Referenced by `adc_summing()`.

5.2.3.3 TH1D * hAdcAvg [static]

Definition at line 68 of file adcsun.c.

Referenced by adc_summing(), and adc_summing_init().

5.2.3.4 TH1D* hAdcSum [static]

Definition at line 68 of file adcsun.c.

Referenced by adc_summing(), and adc_summing_init().

5.3 analyzer.c File Reference**5.3.1 Function Documentation****5.3.1.1 INT ana_begin_of_run (INT *run_number*, char * *error*)**

Definition at line 199 of file analyzer.c.

5.3.1.2 INT ana_end_of_run (INT *run_number*, char * *error*)

Definition at line 206 of file analyzer.c.

5.3.1.3 INT ana_pause_run (INT *run_number*, char * *error*)

Definition at line 263 of file analyzer.c.

5.3.1.4 INT ana_resume_run (INT *run_number*, char * *error*)

Definition at line 270 of file analyzer.c.

5.3.1.5 INT analyzer_exit ()

Definition at line 192 of file analyzer.c.

5.3.1.6 INT analyzer_init ()

Definition at line 137 of file analyzer.c.

5.3.1.7 INT analyzer_loop ()

Definition at line 277 of file analyzer.c.

5.3.1.8 ASUM_BANK_STR (asum_bank_str)

5.3.2 Variable Documentation

5.3.2.1 ANA_MODULE adc_calib_module

Definition at line 48 of file adccalib.c.

5.3.2.2 ANA_MODULE adc_summing_module

Definition at line 53 of file adcsun.c.

5.3.2.3 BANK_LIST ana_scaler_bank_list[]

Initial value:

```
{  
    {"SCLR", TID_DWORD, N_ADC, NULL},  
  
    {"ACUM", TID_DOUBLE, N_ADC, NULL},  
    {" "},  
}
```

Definition at line 88 of file analyzer.c.

5.3.2.4 BANK_LIST ana_trigger_bank_list[]

Initial value:

```
{  
  
    {"ADC0", TID_WORD, N_ADC, NULL},  
    {"TDC0", TID_WORD, N_TDC, NULL},  
  
    {"CADC", TID_FLOAT, N_ADC, NULL},  
    {"ASUM", TID_STRUCT, sizeof(ASUM_BANK), asum_bank_str},  
    {" "},  
}
```

Definition at line 75 of file analyzer.c.

5.3.2.5 ANALYZE_REQUEST analyze_request[]

Definition at line 99 of file analyzer.c.

5.3.2.6 INT analyzer_loop_period = 0

Definition at line 43 of file analyzer.c.

5.3.2.7 char* analyzer_name = "Analyzer"

Definition at line 40 of file analyzer.c.

Referenced by analyzer_init().

5.3.2.8 EXP_PARAM exp_param

Definition at line 51 of file analyzer.c.

Referenced by ana_end_of_run(), and analyzer_init().

5.3.2.9 GLOBAL_PARAM global_param

Definition at line 50 of file analyzer.c.

5.3.2.10 INT odb_size = DEFAULT_ODB_SIZE

Definition at line 46 of file analyzer.c.

Referenced by cm_connect_experiment1().

5.3.2.11 RUNINFO runinfo

Definition at line 49 of file analyzer.c.

Referenced by ana_end_of_run(), and analyzer_init().

5.3.2.12 ANA_MODULE scaler_accum_module

Definition at line 32 of file scaler.c.

5.3.2.13 ANA_MODULE* scaler_module[]

Initial value:

```
{
    &scaler_accum_module,
    NULL
}
```


Definition at line 60 of file analyzer.c.

5.3.2.14 ANA_MODULE* trigger_module[]

Initial value:

```
{  
    &adc_calib_module,  
    &adc_summing_module,  
    NULL  
}
```

Definition at line 65 of file analyzer.c.

5.3.2.15 TRIGGER_SETTINGS trigger_settings

Definition at line 52 of file analyzer.c.

5.4 analyzer.dox File Reference

5.5 appendixA.dox File Reference

5.6 appendixB.dox File Reference

5.7 appendixC.dox File Reference

5.8 appendixD.dox File Reference

5.9 appendixE.dox File Reference

5.10 appendixG.dox File Reference

5.11 components.dox File Reference

5.12 ebuser.c File Reference

5.12.1 Detailed Description

The Event builder user file

Definition in file [ebuser.c](#).

Functions

- INT [eb_begin_of_run](#) (INT, char *, char *)
- INT [eb_end_of_run](#) (INT, char *)
- INT [eb_user](#) (INT nfrag, BOOL mismatch, EBUILDER_CHANNEL *[ebch](#), EVENT_HEADER *pheader, void *pevent, INT *dest_size)

Variables

- INT [lModulo](#) = 100

5.12.2 Function Documentation

5.12.2.1 INT [eb_begin_of_run](#) (INT *rn*, char * *UserField*, char * *error*)

Hook to the event builder task at PreStart transition.

Parameters:

rn run number

UserField argument from /Ebuilder/Settings

error error string to be passed back to the system.

Returns:

EB_SUCCESS

Referenced by `tr_start()`.

5.12.2.2 INT `eb_end_of_run` (INT *rn*, char * *error*)

Hook to the event builder task at completion of event collection after receiving the Stop transition.

Parameters:

rn run number
error error string to be passed back to the system.

Returns:

EB_SUCCESS

Referenced by `close_buffers()`.

5.12.2.3 INT `eb_user` (INT *nfrag*, BOOL *mismatch*, EBUILDER_CHANNEL * *ebch*, EVENT_HEADER * *pheader*, void * *pevent*, INT * *dest_size*)

Hook to the event builder task after the reception of all fragments of the same serial number. The destination event has already the final `EVENT_HEADER` setup with the data size set to 0. It is then possible to add private data at this point using the proper bank calls.

The `ebch[]` array structure points to `nfragment` channel structure with the following content:

```
typedef struct {
    char name[32];           // Fragment name (Buffer name).
    DWORD serial;           // Serial fragment number.
    char *pfragment;        // Pointer to fragment (EVENT_HEADER *)
    ...
} EBUILDER_CHANNEL;
```

The correct code for including your own MIDAS bank is shown below where **TID_XXX** is one of the valid Bank type starting with **TID_** for midas format or **XXX_BKTYPE** for Ybos data format. **bank_name** is a 4 character descriptor. **pdata** has to be declared accordingly with the bank type. Refers to the [ebuser.c](#) source code for further description.

It is not possible to mix within the same destination event different event format!

```
// Event is empty, fill it with BANK_HEADER
// If you need to add your own bank at this stage

bk_init(pevent);
bk_create(pevent, bank_name, TID_XXXX, &pdata);
*pdata++ = ...;
*dest_size = bk_close(pevent, pdata);
pheader->data_size = *dest_size + sizeof(EVENT_HEADER);
```

For YBOS format, use the following example.

```
ybk_init(pevent);
ybk_create(pevent, "EBBK", I4_BKTYPE, &pdata);
*pdata++ = 0x12345678;
*pdata++ = 0x87654321;
*dest_size = ybk_close(pevent, pdata);
*dest_size *= 4;
pheader->data_size = *dest_size + sizeof(YBOS_BANK_HEADER);
```

Parameters:

nfrag Number of fragment.
mismatch Midas Serial number mismatch flag.
ebch Structure to all the fragments.
pheader Destination pointer to the header.
pevent Destination pointer to the bank header.
dest_size Destination event size in bytes.

Returns:

EB_SUCCESS

Definition at line 187 of file ebuser.c.

Referenced by source_scan().

5.12.2.4 INT ebuilder_exit ()

5.12.2.5 INT ebuilder_init ()

5.12.2.6 INT ebuilder_loop ()

5.12.2.7 INT ebuser (INT, BOOL *mismatch*, EBUILDER_CHANNEL *, EVENT_HEADER *, void *, INT *)

5.12.2.8 INT read_scaler_event (char * *pevent*, INT *off*)

Definition at line 341 of file frontend.c.

5.12.3 Variable Documentation

5.12.3.1 BOOL `debug`

Definition at line 68 of file mfe.c.

5.12.3.2 INT `display_period` = 3000

Definition at line 32 of file ebuser.c.

5.12.3.3 EBUILDER_SETTINGS `ebset`

Definition at line 29 of file mevb.c.

Referenced by `eb_user()`, `handFlush()`, `main()`, `source_booking()`, `source_scan()`, and `tr_start()`.

5.12.3.4 BOOL `ebuilder_call_loop` = FALSE

Definition at line 29 of file ebuser.c.

5.12.3.5 EQUIPMENT `equipment`[]

Initial value:

```
{
  { "EB",
    { 1, 1,
      "SYSTEM",
      0,
      0,
      "MIDAS",
      TRUE,
    },
  },
  { " " }
}
```

Definition at line 59 of file ebuser.c.

5.12.3.6 INT `event_buffer_size` = 10 * 10000

Definition at line 41 of file ebuser.c.

5.12.3.7 char* frontend_file_name = __FILE__

Definition at line 26 of file ebuser.c.

5.12.3.8 char* frontend_name = "Ebuilder"

Definition at line 23 of file ebuser.c.

5.12.3.9 INT lModulo = 100

Global var for testing passed at BOR.

Globals

Definition at line 45 of file ebuser.c.

Referenced by eb_begin_of_run().

5.12.3.10 INT max_event_size = 10000

Definition at line 35 of file ebuser.c.

5.12.3.11 INT max_event_size_frag = 5 * 1024 * 1024

Definition at line 38 of file ebuser.c.

5.13 esone.c File Reference

5.13.1 Detailed Description

The ESONE CAMAC standard call file

Definition in file [esone.c](#).

Functions

- INLINE void [ccinit](#) (void)
- INLINE int [fccinit](#) (void)
- INLINE void [cdreg](#) (int *ext, const int b, const int c, const int n, const int a)
- INLINE void [cssa](#) (const int f, int ext, unsigned short *d, int *q)
- INLINE void [cfsa](#) (const int f, const int ext, unsigned long *d, int *q)
- INLINE void [cccc](#) (const int ext)
- INLINE void [cccZ](#) (const int ext)
- INLINE void [ccci](#) (const int ext, int l)
- INLINE void [ctci](#) (const int ext, int *l)
- INLINE void [cccd](#) (const int ext, int l)

- `INLINE void ctcd (const int ext, int *l)`
- `INLINE void cdlam (int *lam, const int b, const int c, const int n, const int a, const int inta[2])`
- `INLINE void ctgl (const int ext, int *l)`
- `INLINE void cclm (const int lam, int l)`
- `INLINE void cclnk (const int lam, void(*isr)(void))`
- `INLINE void cculk (const int lam)`
- `INLINE void ccrgl (const int lam)`
- `INLINE void ccle (const int lam)`
- `INLINE void ctlm (const int lam, int *l)`
- `INLINE void cfga (int f[], int exta[], int intc[], int qa[], int cb[])`
- `INLINE void csga (int f[], int exta[], int intc[], int qa[], int cb[])`
- `INLINE void cfmad (int f, int extb[], int intc[], int cb[])`
- `INLINE void csmad (int f, int extb[], int intc[], int cb[])`
- `INLINE void cfubc (const int f, int ext, int intc[], int cb[])`
- `INLINE void csubc (const int f, int ext, int intc[], int cb[])`
- `INLINE void cfubr (const int f, int ext, int intc[], int cb[])`
- `INLINE void csubr (const int f, int ext, int intc[], int cb[])`

5.13.2 Function Documentation

5.13.2.1 `INLINE void cccc (const int ext)`

Control Crate Clear.

Generate Crate Clear function. Execute [cam_crate_clear\(\)](#)

Parameters:

ext external address

Returns:

void

Definition at line 188 of file esone.c.

5.13.2.2 `INLINE void cccd (const int ext, int l)`

Control Crate D.

Enable or Disable Crate Demand.

Parameters:

ext external address

l action *l*=0 -> Clear D, *l*=1 -> Set D

Returns:

void

Definition at line 262 of file esone.c.

5.13.2.3 INLINE void ccci (const int *ext*, int *l*)

Control Crate I.

Set or Clear Dataway Inhibit, Execute `cam_inhinit_set()` /`clear()`

Parameters:

ext external address

l action *l*=0 -> Clear I, *l*=1 -> Set I

Returns:

void

Definition at line 223 of file esone.c.

5.13.2.4 INLINE void cccz (const int *ext*)

Control Crate Z.

Generate Dataway Initialize. Execute `cam_crate_zinit()`

Parameters:

ext external address

Returns:

void

Definition at line 205 of file esone.c.

5.13.2.5 INLINE void ccinit (void)

CAMAC initialization

CAMAC initialization must be called before any other ESONE subroutine call.

Returns:

void

Definition at line 67 of file esone.c.

5.13.2.6 **INLINE void cclc (const int *lam*)**

Control Clear LAM.

Clear the LAM of the station pointer by the lam address.

Parameters:

lam external address

Returns:

void

Definition at line 423 of file esone.c.

5.13.2.7 **INLINE void cclm (const int *lam*, int *l*)**

Control Crate LAM.

Enable or Disable LAM. Execute F24 for disable, F26 for enable.

Parameters:

lam external address

l action *l*=0 -> disable LAM , *l*=1 -> enable LAM

Returns:

void

Definition at line 343 of file esone.c.

5.13.2.8 **INLINE void cclnk (const int *lam*, void(*)(void) *isr*)**

Link LAM to service procedure

Link a specific service routine to a LAM. Since this routine is executed asynchronously, care must be taken on re-entrancy.

Parameters:

lam external address

isr name of service procedure

Returns:

void

Definition at line 366 of file esone.c.

5.13.2.9 INLINE void ccrgl (const int *lam*)

Relink LAM

Re-enable LAM in the controller

Parameters:

lam external address

Returns:

void

Definition at line 403 of file esone.c.

5.13.2.10 INLINE void cculk (const int *lam*)

Unlink LAM from service procedure

Performs complementary operation to cclnk.

Parameters:

lam external address

Returns:

void

Definition at line 386 of file esone.c.

5.13.2.11 INLINE void cdlam (int * *lam*, const int *b*, const int *c*, const int *n*, const int *a*, const int *inta*[2])

Control Declare LAM.

Declare LAM, Identical to cdreg.

Parameters:

lam external LAM address

b branch number (0..7)

c crate number (0..)

n station number (0..30)

a sub-address (0..15)

inta implementation dependent

Returns:

void

Definition at line 306 of file esone.c.

5.13.2.12 `INLINE void cdreg (int * ext, const int b, const int c, const int n, const int a)`

Control Declaration REGister.

Compose an external address from BCNA for later use. Accessing CAMAC through *ext* could be faster if the external address is memory mapped to the processor (hardware dependent). Some CAMAC controller do not have this option see [Supported hardware](#).

Parameters:

- ext* external address
- b* branch number (0..7)
- c* crate number (0..)
- n* station number (0..30)
- a* sub-address (0..15)

Returns:

void

Definition at line 104 of file esone.c.

Referenced by `cdlam()`.

5.13.2.13 `INLINE void cfga (int f[], int exta[], int intc[], int qa[], int cb[])`

Control Full (24bit) word General Action.

Parameters:

- f* function code
- exta*[] external address array
- intc*[] data array
- qa*[] Q response array
- cb*[] control block array
 - `cb[0]` : number of function to perform
 - `cb[1]` : returned number of function performed

Returns:

void

Definition at line 462 of file esone.c.

5.13.2.14 **INLINE void cfmad (int *f*, int *extb*[], int *intc*[], int *cb*[])**

Control Full (24bit) Address Q scan.

Scan all sub-address while Q=1 from a0..a15 max from address extb[0] and store corresponding data in intc[]. If Q=0 while A<15 or A=15 then cross station boundary is applied (n-> n+1) and sub-address is reset (a=0). Perform action until either cb[0] action are performed or current external address exceeds extb[1].

implementation of cb[2] for LAM recognition is not implemented.

Parameters:

f function code
extb[] external address array
 extb[0] : first valid external address
 extb[1] : last valid external address
intc[] data array
cb[] control block array
 cb[0] : number of function to perform
 cb[1] : returned number of function performed

Returns:

void

Definition at line 516 of file esone.c.

5.13.2.15 **INLINE void cfsa (const int *f*, const int *ext*, unsigned long * *d*, int * *q*)**

Control Full Operation.

24 bit operation on a given external CAMAC address.

The range of the *f* is hardware dependent. The number indicated below are for standard ANSI/IEEE Std (758-1979) Execute cam24i for *f*<8, cam24o for *f*>15, camc_q for (*f*>7 or *f*>23)

Parameters:

f function code (0..31)
ext external address
d data long word
q Q response

Returns:

void

Definition at line 160 of file esone.c.

Referenced by cfga(), cfubc(), and cfubr().

5.13.2.16 **INLINE void cfubc (const int *f*, int *ext*, int *intc*[], int *cb*[])**

Control Full (24bit) Block Repeat with Q-stop.

Execute function *f* on address *ext* with data *intc*[] while Q.

Parameters:

f function code
ext external address array
intc[] data array
cb[] control block array
cb[0] : number of function to perform
cb[1] : returned number of function performed

Returns:

void

Definition at line 613 of file esone.c.

5.13.2.17 **INLINE void cfubr (const int *f*, int *ext*, int *intc*[], int *cb*[])**

Repeat Mode Block Transfer (24bit).

Execute function *f* on address *ext* with data *intc*[] if Q. If noQ keep current *intc*[] data.
Repeat cb[0] times.

Parameters:

f function code
ext external address array
intc[] data array
cb[] control block array
cb[0] : number of function to perform
cb[1] : returned number of function performed

Returns:

void

Definition at line 676 of file esone.c.

5.13.2.18 **INLINE void csga (int *f*[], int *exta*[], int *intc*[], int *qa*[], int *cb*[])**

Control (16bit) word General Action.

Parameters:

f function code

exta[] external address array
intc[] data array
qa[] Q response array
cb[] control block array
 cb[0] : number of function to perform
 cb[1] : returned number of function performed

Returns:

void

Definition at line 485 of file esone.c.

5.13.2.19 INLINE void csmad (int *f*, int *extb[]*, int *intc[]*, int *cb[]*)

Control (16bit) Address Q scan.

Scan all sub-address while Q=1 from a0..a15 max from address extb[0] and store corresponding data in intc[]. If Q=0 while A<15 or A=15 then cross station boundary is applied (n-> n+1) and sub-address is reset (a=0). Perform action until either cb[0] action are performed or current external address exceeds extb[1].

implementation of cb[2] for LAM recognition is not implemented.

Parameters:

f function code
extb[] external address array
 extb[0] : first valid external address
 extb[1] : last valid external address
intc[] data array
cb[] control block array
 cb[0] : number of function to perform
 cb[1] : returned number of function performed

Returns:

void

Definition at line 568 of file esone.c.

5.13.2.20 INLINE void cssa (const int *f*, int *ext*, unsigned short * *d*, int * *q*)

Control Short Operation.

16 bit operation on a given external CAMAC address.

The range of the *f* is hardware dependent. The number indicated below are for standard ANSI/IEEE Std (758-1979) Execute cam16i for *f*<8, cam16o for *f*>15, camc_q for (*f*>7 or *f*>23)

Parameters:

f function code (0..31)
ext external address
d data word
q Q response

Returns:

void

Definition at line 125 of file esone.c.

Referenced by csga(), csubc(), and csubr().

5.13.2.21 INLINE void csubc (const int *f*, int *ext*, int *intc*[], int *cb*[])

Control (16bit) Block Repeat with Q-stop.

Execute function *f* on address *ext* with data *intc*[] while Q.

Parameters:

f function code
ext external address array
intc[] data array
cb[] control block array
 cb[0] : number of function to perform
 cb[1] : returned number of function performed

Returns:

void

Definition at line 644 of file esone.c.

5.13.2.22 INLINE void csubr (const int *f*, int *ext*, int *intc*[], int *cb*[])

Repeat Mode Block Transfer (16bit).

Execute function *f* on address *ext* with data *intc*[] if Q. If noQ keep current *intc*[] data. Repeat *cb*[0] times.

Parameters:

f function code

ext external address array

intc[] data array

cb[] control block array

cb[0] : number of function to perform

cb[1] : returned number of function performed

Returns:

void

Definition at line 707 of file esone.c.

5.13.2.23 INLINE void ctcd (const int *ext*, int * *l*)

Control Test Crate D.

Test Crate Demand.

Parameters:

ext external address

l D cleared -> l=0, D set -> l=1

Returns:

void

Definition at line 284 of file esone.c.

5.13.2.24 INLINE void ctci (const int *ext*, int * *l*)

Test Crate I.

Test Crate Inhibit, Execute [cam_inhibit_test\(\)](#)

Parameters:

ext external address

l action l=0 -> Clear I, l=1 -> Set I

Returns:

void

Definition at line 244 of file esone.c.

5.13.2.25 **INLINE void ctgl (const int *ext*, int * *l*)**

Control Test Demand Present.

Test the LAM register.

Parameters:

ext external LAM register address

l !=0 if any LAM is set.

Returns:

void

Definition at line 323 of file esone.c.

5.13.2.26 **INLINE void ctlm (const int *lam*, int * *l*)**

Test LAM.

Test the LAM of the station pointed by lam. Performs an F8

Parameters:

lam external address

l No LAM-> l=0, LAM present-> l=1

Returns:

void

Definition at line 441 of file esone.c.

5.13.2.27 **INLINE int fccinit (void)**

CAMAC initialization with return status

fccinit can be called instead of ccinit to determine if the initialization was successful

Returns:

1 for success, 0 for failure

Definition at line 81 of file esone.c.

5.14 eventbuilder.dox File Reference

5.15 `experim.h` File Reference

Data Structures

- struct [EXP_PARAM](#)
- struct [ADC_CALIBRATION_PARAM](#)
- struct [ADC_SUMMING_PARAM](#)
- struct [GLOBAL_PARAM](#)
- struct [ASUM_BANK](#)
- struct [TRIGGER_COMMON](#)
- struct [TRIGGER_SETTINGS](#)
- struct [SCALER_COMMON](#)

5.15.1 Define Documentation

5.15.1.1 `#define ADC_CALIBRATION_PARAM_DEFINED`

Definition at line 38 of file `experim.h`.

5.15.1.2 `#define ADC_CALIBRATION_PARAM_STR(_name)`

Value:

```
char *_name[] = {\
    "[.]",\
    "Pedestal = INT[8] :",\
    "[0] 174",\
    "[1] 194",\
    "[2] 176",\
    "[3] 182",\
    "[4] 185",\
    "[5] 215",\
    "[6] 202",\
    "[7] 202",\
    "Software Gain = FLOAT[8] :",\
    "[0] 1",\
    "[1] 1",\
    "[2] 1",\
    "[3] 1",\
    "[4] 1",\
    "[5] 1",\
    "[6] 1",\
    "[7] 1",\
    "Histo threshold = DOUBLE : 20",\
    "",\
    NULL }
```

Definition at line 46 of file `experim.h`.

5.15.1.3 #define ADC_SUMMING_PARAM_DEFINED

Definition at line 74 of file experim.h.

5.15.1.4 #define ADC_SUMMING_PARAM_STR(_name)

Value:

```
char *_name[] = {\n    "[.]",\n    "ADC threshold = FLOAT : 5",\n    "",\n    NULL }
```

Definition at line 80 of file experim.h.

5.15.1.5 #define ASUM_BANK_DEFINED

Definition at line 106 of file experim.h.

5.15.1.6 #define ASUM_BANK_STR(_name)

Value:

```
char *_name[] = {\n    "[.]",\n    "Sum = FLOAT : 0",\n    "Average = FLOAT : 0",\n    "",\n    NULL }
```

Definition at line 113 of file experim.h.

5.15.1.7 #define EXP_PARAM_DEFINED

Definition at line 24 of file experim.h.

5.15.1.8 #define EXP_PARAM_STR(_name)

Value:

```
char *_name[] = {\n    "[.]",\n    "Comment = STRING : [80] Test",\n    "",\n    NULL }
```

Definition at line 30 of file experim.h.

Referenced by analyzer_init().

5.15.1.9 `#define GLOBAL_PARAM_DEFINED`

Definition at line 90 of file `experim.h`.

5.15.1.10 `#define GLOBAL_PARAM_STR(_name)`

Value:

```
char *_name[] = {\n  "[.]",\n  "ADC Threshold = FLOAT : 5",\n  "",\n  NULL }
```

Definition at line 96 of file `experim.h`.

Referenced by `analyzer_init()`.

5.15.1.11 `#define SCALER_COMMON_DEFINED`

Definition at line 176 of file `experim.h`.

5.15.1.12 `#define SCALER_COMMON_STR(_name)`

Value:

```
char *_name[] = {\n  "[.]",\n  "Event ID = WORD : 2",\n  "Trigger mask = WORD : 0",\n  "Buffer = STRING : [32] SYSTEM",\n  "Type = INT : 17",\n  "Source = INT : 0",\n  "Format = STRING : [8] MIDAS",\n  "Enabled = BOOL : y",\n  "Read on = INT : 377",\n  "Period = INT : 10000",\n  "Event limit = DOUBLE : 0",\n  "Num subevents = DWORD : 0",\n  "Log history = INT : 0",\n  "Frontend host = STRING : [32] pc810",\n  "Frontend name = STRING : [32] Sample Frontend",\n  "Frontend file name = STRING : [256] C:\\Midas\\examples\\experiment\\frontend.c",\n  "",\n  NULL }
```

Definition at line 196 of file `experim.h`.

5.15.1.13 `#define TRIGGER_COMMON_DEFINED`

Definition at line 120 of file `experim.h`.

5.15.1.14 #define TRIGGER_COMMON_STR(_name)

Value:

```
char *_name[] = {\
    "[.]",\
    "Event ID = WORD : 1",\
    "Trigger mask = WORD : 0",\
    "Buffer = STRING : [32] SYSTEM",\
    "Type = INT : 2",\
    "Source = INT : 16777215",\
    "Format = STRING : [8] MIDAS",\
    "Enabled = BOOL : y",\
    "Read on = INT : 257",\
    "Period = INT : 500",\
    "Event limit = DOUBLE : 0",\
    "Num subevents = DWORD : 0",\
    "Log history = INT : 0",\
    "Frontend host = STRING : [32] pc810",\
    "Frontend name = STRING : [32] Sample Frontend",\
    "Frontend file name = STRING : [256] C:\\Midas\\examples\\experiment\\frontend.c",\
    "",\
    NULL }
```

Definition at line 140 of file `experim.h`.

5.15.1.15 #define TRIGGER_SETTINGS_DEFINED

Definition at line 160 of file `experim.h`.

5.15.1.16 #define TRIGGER_SETTINGS_STR(_name)

Value:

```
char *_name[] = {\
    "[.]",\
    "IO506 = BYTE : 7",\
    "",\
    NULL }
```

Definition at line 166 of file `experim.h`.

Referenced by `analyzer_init()`.

5.16 frontend.c File Reference

5.16.1 Define Documentation

5.16.1.1 #define CRATE 0

Definition at line 56 of file frontend.c.

Referenced by frontend_init(), read_scaler_event(), and read_trigger_event().

5.16.1.2 #define N_ADC 4

Definition at line 51 of file frontend.c.

Referenced by adc_calib().

5.16.1.3 #define N_SCLR 4

Definition at line 53 of file frontend.c.

5.16.1.4 #define N_TDC 4

Definition at line 52 of file frontend.c.

5.16.1.5 #define SLOT_ADC 1

Definition at line 58 of file frontend.c.

Referenced by read_trigger_event().

5.16.1.6 #define SLOT_IO 23

Definition at line 57 of file frontend.c.

Referenced by frontend_init(), and read_trigger_event().

5.16.1.7 #define SLOT_SCLR 3

Definition at line 60 of file frontend.c.

Referenced by read_scaler_event().

5.16.1.8 #define SLOT_TDC 2

Definition at line 59 of file frontend.c.

Referenced by read_trigger_event().

5.16.2 Function Documentation

5.16.2.1 INT begin_of_run (INT *run_number*, char * *error*)

Referenced by tr_start().

5.16.2.2 INT end_of_run (INT *run_number*, char * *error*)

Referenced by tr_stop().

5.16.2.3 INT frontend_exit ()**5.16.2.4 INT frontend_init ()****5.16.2.5 INT frontend_loop ()****5.16.2.6 INT interrupt_configure (INT *cmd*, INT *source*, POINTER_T *adr*)**

Definition at line 254 of file frontend.c.

Referenced by main(), readout_enable(), and register_equipment().

5.16.2.7 INT pause_run (INT *run_number*, char * *error*)

Referenced by tr_pause().

5.16.2.8 INT poll_event (INT *source*, INT *count*, BOOL *test*)

Definition at line 233 of file frontend.c.

Referenced by readout_thread(), register_equipment(), and scheduler().

5.16.2.9 INT read_scaler_event (char * *pevent*, INT *off*)**5.16.2.10 INT read_trigger_event (char * *pevent*, INT *off*)**

Definition at line 271 of file frontend.c.

5.16.2.11 void register_cnaf_callback (int *debug*)

Referenced by frontend_init().

5.16.2.12 INT resume_run (INT *run_number*, char * *error*)

Referenced by tr_resume().

5.16.3 Variable Documentation**5.16.3.1 INT [display_period](#) = 3000**

Definition at line 39 of file frontend.c.

5.16.3.2 [EQUIPMENT](#) [equipment](#) []

Definition at line 79 of file frontend.c.

5.16.3.3 INT [event_buffer_size](#) = 100 * 10000

Definition at line 48 of file frontend.c.

5.16.3.4 BOOL [frontend_call_loop](#) = FALSE

Definition at line 36 of file frontend.c.

5.16.3.5 char* [frontend_file_name](#) = __FILE__

Definition at line 33 of file frontend.c.

5.16.3.6 char* [frontend_name](#) = "Sample Frontend"

Definition at line 31 of file frontend.c.

5.16.3.7 INT [max_event_size](#) = 10000

Definition at line 42 of file frontend.c.

5.16.3.8 INT [max_event_size_frag](#) = 5 * 1024 * 1024

Definition at line 45 of file frontend.c.

5.17 internal.dox File Reference

5.18 introduction.dox File Reference

5.19 mcstd.h File Reference

5.19.1 Detailed Description

The Midas CAMAC include file

Definition in file [mcstd.h](#).

Functions

- EXTERNAL INLINE void EXPRT [cam16i](#) (const int c, const int n, const int a, const int f, WORD *d)
- EXTERNAL INLINE void EXPRT [cam24i](#) (const int c, const int n, const int a, const int f, DWORD *d)
- EXTERNAL INLINE void EXPRT [cam8i_q](#) (const int c, const int n, const int a, const int f, BYTE *d, int *x, int *q)
- EXTERNAL INLINE void EXPRT [cam16i_q](#) (const int c, const int n, const int a, const int f, WORD *d, int *x, int *q)
- EXTERNAL INLINE void EXPRT [cam24i_q](#) (const int c, const int n, const int a, const int f, DWORD *d, int *x, int *q)
- EXTERNAL INLINE void EXPRT [cam16i_r](#) (const int c, const int n, const int a, const int f, WORD **d, const int r)
- EXTERNAL INLINE void EXPRT [cam24i_r](#) (const int c, const int n, const int a, const int f, DWORD **d, const int r)
- EXTERNAL INLINE void EXPRT [cam8i_rq](#) (const int c, const int n, const int a, const int f, BYTE **d, const int r)
- EXTERNAL INLINE void EXPRT [cam16i_rq](#) (const int c, const int n, const int a, const int f, WORD **d, const int r)
- EXTERNAL INLINE void EXPRT [cam24i_rq](#) (const int c, const int n, const int a, const int f, DWORD **d, const int r)
- EXTERNAL INLINE void EXPRT [cam8i_sa](#) (const int c, const int n, const int a, const int f, BYTE **d, const int r)
- EXTERNAL INLINE void EXPRT [cam16i_sa](#) (const int c, const int n, const int a, const int f, WORD **d, const int r)

- EXTERNAL INLINE void EXPRT [cam24i_sa](#) (const int c, const int n, const int a, const int f, DWORD **d, const int r)
- EXTERNAL INLINE void EXPRT [cam8i_sn](#) (const int c, const int n, const int a, const int f, BYTE **d, const int r)
- EXTERNAL INLINE void EXPRT [cam16i_sn](#) (const int c, const int n, const int a, const int f, WORD **d, const int r)
- EXTERNAL INLINE void EXPRT [cam24i_sn](#) (const int c, const int n, const int a, const int f, DWORD **d, const int r)
- EXTERNAL INLINE void EXPRT [cami](#) (const int c, const int n, const int a, const int f, WORD *d)
- EXTERNAL INLINE void EXPRT [cam8o](#) (const int c, const int n, const int a, const int f, BYTE d)
- EXTERNAL INLINE void EXPRT [cam16o](#) (const int c, const int n, const int a, const int f, WORD d)
- EXTERNAL INLINE void EXPRT [cam24o](#) (const int c, const int n, const int a, const int f, DWORD d)
- EXTERNAL INLINE void EXPRT [cam8o_q](#) (const int c, const int n, const int a, const int f, BYTE d, int *x, int *q)
- EXTERNAL INLINE void EXPRT [cam16o_q](#) (const int c, const int n, const int a, const int f, WORD d, int *x, int *q)
- EXTERNAL INLINE void EXPRT [cam24o_q](#) (const int c, const int n, const int a, const int f, DWORD d, int *x, int *q)
- EXTERNAL INLINE void EXPRT [cam8o_r](#) (const int c, const int n, const int a, const int f, BYTE *d, const int r)
- EXTERNAL INLINE void EXPRT [cam16o_r](#) (const int c, const int n, const int a, const int f, WORD *d, const int r)
- EXTERNAL INLINE void EXPRT [cam24o_r](#) (const int c, const int n, const int a, const int f, DWORD *d, const int r)
- EXTERNAL INLINE void EXPRT [camo](#) (const int c, const int n, const int a, const int f, WORD d)
- EXTERNAL INLINE int EXPRT [camc_chk](#) (const int c)
- EXTERNAL INLINE void EXPRT [camc](#) (const int c, const int n, const int a, const int f)
- EXTERNAL INLINE void EXPRT [camc_q](#) (const int c, const int n, const int a, const int f, int *q)
- EXTERNAL INLINE void EXPRT [camc_sa](#) (const int c, const int n, const int a, const int f, const int r)
- EXTERNAL INLINE void EXPRT [camc_sn](#) (const int c, const int n, const int a, const int f, const int r)
- EXTERNAL INLINE int EXPRT [cam_init](#) (void)
- EXTERNAL INLINE int EXPRT [cam_init_rpc](#) (char *host_name, char *exp_name, char *fe_name, char *client_name, char *rpc_server)
- EXTERNAL INLINE void EXPRT [cam_exit](#) (void)
- EXTERNAL INLINE void EXPRT [cam_inhibit_set](#) (const int c)

- EXTERNAL INLINE void EXPRT [cam_inhibit_clear](#) (const int c)
- EXTERNAL INLINE int EXPRT [cam_inhibit_test](#) (const int c)
- EXTERNAL INLINE void EXPRT [cam_crate_clear](#) (const int c)
- EXTERNAL INLINE void EXPRT [cam_crate_zinit](#) (const int c)
- EXTERNAL INLINE void EXPRT [cam_lam_enable](#) (const int c, const int n)
- EXTERNAL INLINE void EXPRT [cam_lam_disable](#) (const int c, const int n)
- EXTERNAL void [cam_lam_read](#) (const int c, DWORD *lam)
- EXTERNAL INLINE void EXPRT [cam_lam_clear](#) (const int c, const int n)
- EXTERNAL INLINE int EXPRT [cam_lam_wait](#) (int *c, DWORD *n, const int millisec)
- EXTERNAL INLINE void EXPRT [cam_interrupt_enable](#) (const int c)
- EXTERNAL INLINE void EXPRT [cam_interrupt_disable](#) (const int c)
- EXTERNAL INLINE int EXPRT [cam_interrupt_test](#) (const int c)
- EXTERNAL INLINE void EXPRT [cam_interrupt_attach](#) (const int c, const int n, void(*isr)(void))
- EXTERNAL INLINE void EXPRT [cam_interrupt_detach](#) (const int c, const int n)

5.20 mevb.c File Reference

Defines

- #define [SERVER_CACHE_SIZE](#) 100000

Functions

- INT [source_scan](#) (INT fmt, [EQUIPMENT_INFO](#) *eq_info)
- INT [eb_begin_of_run](#) (INT, char *, char *)
- INT [eb_end_of_run](#) (INT, char *)
- INT [eb_user](#) (INT, BOOL mismatch, [EBUILDER_CHANNEL](#) *, [EVENT_HEADER](#) *, void *, INT *)

5.20.1 Define Documentation

5.20.1.1 #define DEFAULT_FE_TIMEOUT 60000

Definition at line 27 of file mevb.c.

```

5.20.1.2 #define EQUIPMENT_COMMON_STR "\Event ID = WORD :
0\n\Trigger mask = WORD : 0\n\Buffer = STRING : [32] SYSTEM\n\Type
= INT : 0\n\Source = INT : 0\n\Format = STRING : [8] FIXED\n\Enabled =
BOOL : 0\n\Read on = INT : 0\n\Period = INT : 0\n\Event limit = DOUBLE
: 0\n\Num subevents = DWORD : 0\n\Log history = INT : 0\n\Frontend host
= STRING : [32] \n\Frontend name = STRING : [32] \n\Frontend file name =
STRING : [256] \n\"

```

Definition at line 82 of file mevb.c.

```

5.20.1.3 #define EQUIPMENT_STATISTICS_STR "\Events sent = DOUBLE :
0\n\Events per sec. = DOUBLE : 0\n\kBytes per sec. = DOUBLE : 0\n\"

```

Definition at line 100 of file mevb.c.

```

5.20.1.4 #define ODB_UPDATE_TIME 1000

```

Definition at line 25 of file mevb.c.

```

5.20.1.5 #define SERVER_CACHE_SIZE 100000

```

```
dox*****
```

Definition at line 23 of file mevb.c.

5.20.2 Function Documentation

5.20.2.1 INT close_buffers (void)

Definition at line 832 of file mevb.c.

Referenced by scan_fragment().

5.20.2.2 INT eb_begin_of_run (INT *rn*, char * *UserField*, char * *error*)

Hook to the event builder task at PreStart transition.

Parameters:

rn run number

UserField argument from /Ebuilder/Settings

error error string to be passed back to the system.

Returns:

EB_SUCCESS

Definition at line 105 of file ebuser.c.

5.20.2.3 INT eb_end_of_run (INT *rn*, char * *error*)

Hook to the event builder task at completion of event collection after receiving the Stop transition.

Parameters:

rn run number

error error string to be passed back to the system.

Returns:

EB_SUCCESS

Definition at line 120 of file ebuser.c.

5.20.2.4 INT eb_mfragment_add (char * *pdest*, char * *psrce*, INT * *size*)

Definition at line 422 of file mevb.c.

5.20.2.5 INT eb_user (INT *nfrag*, BOOL *mismatch*, EBUILDER_CHANNEL * *ebch*, EVENT_HEADER * *pheader*, void * *pevent*, INT * *dest_size*)

Hook to the event builder task after the reception of all fragments of the same serial number. The destination event has already the final [EVENT_HEADER](#) setup with the data size set to 0. It is than possible to add private data at this point using the proper bank calls.

The ebch[] array structure points to nfragment channel structure with the following content:

```
typedef struct {
    char name[32];           // Fragment name (Buffer name).
    DWORD serial;           // Serial fragment number.
    char *pfragment;        // Pointer to fragment (EVENT_HEADER *)
    ...
} EBUILDER_CHANNEL;
```

The correct code for including your own MIDAS bank is shown below where **TID_XXX** is one of the valid Bank type starting with **TID_** for midas format or **XXX_BKTYPE** for Ybos data format. **bank_name** is a 4 character descriptor. **pdata** has to be declared accordingly with the bank type. Refers to the [ebuser.c](#) source code for further description.

It is not possible to mix within the same destination event different event format!

```
// Event is empty, fill it with BANK_HEADER
// If you need to add your own bank at this stage

bk_init(pevent);
bk_create(pevent, bank_name, TID_xxxx, &pdata);
*pdata++ = ...;
*dest_size = bk_close(pevent, pdata);
pheader->data_size = *dest_size + sizeof(EVENT_HEADER);
```

For YBOS format, use the following example.

```
ybk_init(pevent);
ybk_create(pevent, "EBBK", I4_BKTYPE, &pdata);
*pdata++ = 0x12345678;
*pdata++ = 0x87654321;
*dest_size = ybk_close(pevent, pdata);
*dest_size *= 4;
pheader->data_size = *dest_size + sizeof(YBOS_BANK_HEADER);
```

Parameters:

nfrag Number of fragment.
mismatch Midas Serial number mismatch flag.
ebch Structure to all the fragments.
pheader Destination pointer to the header.
pevent Destination pointer to the bank header.
dest_size Destination event size in bytes.

Returns:

EB_SUCCESS

Definition at line 187 of file ebuser.c.

Referenced by source_scan().

5.20.2.6 INT eb_yfragment_add (char *pdest, char *psrce, INT *size)

Definition at line 478 of file mevb.c.

5.20.2.7 INT ebuilder_exit (void)

Definition at line 86 of file ebuser.c.

Referenced by main().

5.20.2.8 INT ebuilder_init (void)

Definition at line 80 of file ebuser.c.

Referenced by main().

5.20.2.9 INT ebuilder_loop (void)

Definition at line 92 of file ebuser.c.

5.20.2.10 void free_event_buffer (INT nfrag)

Definition at line 680 of file mevb.c.

Referenced by main(), source_booking(), and source_unbooking().

5.20.2.11 INT handFlush (void)

Definition at line 692 of file mevb.c.

Referenced by close_buffers().

5.20.2.12 INT load_fragment (void)

Definition at line 231 of file mevb.c.

Referenced by main().

5.20.2.13 int main (int argc, char ** argv)

Definition at line 1040 of file mevb.c.

5.20.2.14 INT register_equipment (void)

Definition at line 107 of file mevb.c.

5.20.2.15 INT scan_fragment (void)

Definition at line 310 of file mevb.c.

Referenced by main().

5.20.2.16 INT source_booking (void)

Definition at line 726 of file mevb.c.

Referenced by tr_start().

5.20.2.17 INT source_scan (INT fmt, EQUIPMENT_INFO * eq_info)

Scan all the fragment source once per call.

1. This will retrieve the full midas event not swapped (except the MIDAS_HEADER) for each fragment if possible. The fragment will be stored in the channel event pointer.
2. if after a full nfrag path some frag are still not collected, it returns with the frag# missing for timeout check.
3. If ALL fragments are present it will check the midas serial# for a full match across all the fragments.
4. If the serial check fails it returns with "event mismatch" and will abort the event builder but not stop the run for now.
5. If the serial check is passed, it will call the user_build function where the destination event is going to be composed.

Parameters:

fmt Fragment format type

eq_info Equipement pointer

Returns:

EB_NO_MORE_EVENT, EB_COMPOSE_TIMEOUT if different then SUCCESS (bm_compose, rpc_sent error)

Definition at line 881 of file mevb.c.

Referenced by scan_fragment().

5.20.2.18 INT source_unbooking (void)

Definition at line 798 of file mevb.c.

Referenced by close_buffers(), and main().

5.20.2.19 INT tr_start (INT rn, char * error)

Definition at line 550 of file mevb.c.

5.20.2.20 INT tr_stop (INT rn, char * error)

Definition at line 667 of file mevb.c.

5.20.2.21 INT ybos_event_swap (DWORD * pevt)

Referenced by eb_yfragment_add(), and source_scan().

5.20.3 Variable Documentation

5.20.3.1 **BOOL** `abort_requested` = FALSE `stop_requested` = TRUE

Definition at line 50 of file mevb.c.

Referenced by `close_buffers()`, `scan_fragment()`, and `tr_start()`.

5.20.3.2 **DWORD** `actual_millitime`

Definition at line 36 of file mevb.c.

5.20.3.3 **DWORD** `actual_time`

Definition at line 35 of file mevb.c.

5.20.3.4 **char** `bars[]` = "|\\-/"

Definition at line 48 of file mevb.c.

Referenced by `scan_fragment()`.

5.20.3.5 **char** `buffer_name`[NAME_LENGTH]

Definition at line 41 of file mevb.c.

Referenced by `bm_open_buffer()`, `bm_push_event()`, `load_fragment()`, and `main()`.

5.20.3.6 **BOOL** `debug` = FALSE `debug1` = FALSE

Definition at line 45 of file mevb.c.

5.20.3.7 **char*** `dest_event`

Definition at line 43 of file mevb.c.

Referenced by `load_fragment()`, and `source_scan()`.

5.20.3.8 **INT** `display_period`

Definition at line 32 of file ebuser.c.

5.20.3.9 EBUILDER_CHANNEL [ebch](#)[MAX_CHANNELS]

Definition at line 30 of file mevb.c.

Referenced by [eb_user\(\)](#), [free_event_buffer\(\)](#), [handFlush\(\)](#), [load_fragment\(\)](#), [main\(\)](#), [scan_fragment\(\)](#), [source_booking\(\)](#), [source_scan\(\)](#), and [source_unbooking\(\)](#).

5.20.3.10 EBUILDER_SETTINGS [ebset](#)

Definition at line 29 of file mevb.c.

Referenced by [eb_user\(\)](#), [handFlush\(\)](#), [main\(\)](#), [source_booking\(\)](#), [source_scan\(\)](#), and [tr_start\(\)](#).

5.20.3.11 EQUIPMENT [equipment](#)[]

Definition at line 59 of file ebuser.c.

5.20.3.12 INT [event_buffer_size](#)

Definition at line 41 of file ebuser.c.

5.20.3.13 char [expt_name](#)[NAME_LENGTH]

Definition at line 40 of file mevb.c.

Referenced by [main\(\)](#).

5.20.3.14 BOOL [frontend_call_loop](#)

Definition at line 36 of file frontend.c.

5.20.3.15 char* [frontend_file_name](#)

Definition at line 26 of file ebuser.c.

5.20.3.16 char* [frontend_name](#)

Definition at line 23 of file ebuser.c.

5.20.3.17 HANDLE [hDB](#)

Definition at line 44 of file mevb.c.

5.20.3.18 HANDLE hEqKey

Definition at line 44 of file mevb.c.

Referenced by load_fragment().

5.20.3.19 HANDLE hESetKey

Definition at line 44 of file mevb.c.

5.20.3.20 HANDLE hKey

Definition at line 44 of file mevb.c.

Referenced by analyzer_init(), cm_connect_client(), cm_delete_client_info(), cm_deregister_transition(), cm_disconnect_experiment(), cm_exist(), cm_get_client_info(), cm_msg_log(), cm_msg_log1(), cm_msg_retrieve(), cm_register_deferred_transition(), cm_register_transition(), cm_set_client_info(), cm_set_transition_sequence(), cm_set_watchdog_params(), cm_shutdown(), cm_transition(), db_check_record(), db_close_record(), db_copy(), db_copy_xml(), db_create_key(), db_create_link(), db_create_record(), db_delete_key(), db_delete_key1(), db_enum_key(), db_find_key(), db_get_data(), db_get_data_index(), db_get_key(), db_get_key_info(), db_get_key_time(), db_get_record(), db_get_record_size(), db_open_record(), db_paste(), db_paste_node(), db_save(), db_save_struct(), db_save_xml(), db_save_xml_key(), db_set_data(), db_set_data_index(), db_set_record(), db_set_value(), db_update_record(), device_driver(), logger_root(), main(), register_equipment(), tr_start(), and update_odb().

5.20.3.21 char host_name[HOST_NAME_LENGTH]

Definition at line 39 of file mevb.c.

5.20.3.22 HANDLE hStatKey

Definition at line 44 of file mevb.c.

5.20.3.23 HANDLE hSubkey

Definition at line 44 of file mevb.c.

Referenced by cm_connect_client(), cm_exist(), cm_set_client_info(), cm_shutdown(), cm_transition(), db_copy(), db_create_record(), db_save_xml_key(), and load_fragment().

5.20.3.24 int i_bar

Definition at line 49 of file mevb.c.

Referenced by scan_fragment().

5.20.3.25 DWORD last_time

Definition at line 34 of file mevb.c.

Referenced by scan_fragment().

5.20.3.26 INT max_event_size

Definition at line 35 of file ebuser.c.

5.20.3.27 INT max_event_size_frag

Definition at line 38 of file ebuser.c.

5.20.3.28 INT(* meb_fragment_add)(char *, char *, INT *)

Definition at line 53 of file mevb.c.

Referenced by load_fragment(), and source_scan().

5.20.3.29 INT nfragment

Definition at line 42 of file mevb.c.

Referenced by load_fragment(), source_booking(), source_scan(), and source_unbooking().

5.20.3.30 INT run_number

Definition at line 33 of file mevb.c.

5.20.3.31 INT run_state

Definition at line 32 of file mevb.c.

5.20.3.32 DWORD stop_time = 0 request_stop_time = 0

Definition at line 51 of file mevb.c.

Referenced by close_buffers().

5.20.3.33 char svn_revision[] = "\$Id: mevb.c 3472 2006-12-19 10:16:08Z ritt \$"

Definition at line 38 of file mevb.c.

5.20.3.34 BOOL wheel = FALSE

Definition at line 47 of file mevb.c.

Referenced by main().

5.21 mfe.c File Reference**5.21.1 Define Documentation****5.21.1.1 #define DEFAULT_FE_TIMEOUT 60000**

Definition at line 54 of file mfe.c.

Referenced by main().

5.21.1.2 #define EQUIPMENT_COMMON_STR "\Event ID = WORD : 0\nTrigger mask = WORD : 0\nBuffer = STRING : [32] SYSTEM\nType = INT : 0\nSource = INT : 0\nFormat = STRING : [8] FIXED\nEnabled = BOOL : 0\nRead on = INT : 0\nPeriod = INT : 0\nEvent limit = DOUBLE : 0\nNum subevents = DWORD : 0\nLog history = INT : 0\nFrontend host = STRING : [32] \nFrontend name = STRING : [32] \nFrontend file name = STRING : [256] \n"

Definition at line 117 of file mfe.c.

Referenced by register_equipment().

5.21.1.3 #define EQUIPMENT_STATISTICS_STR "\Events sent = DOUBLE : 0\nEvents per sec. = DOUBLE : 0\nkBytes per sec. = DOUBLE : 0\n"

Definition at line 135 of file mfe.c.

Referenced by register_equipment().

5.21.1.4 #define ODB_UPDATE_TIME 1000

Definition at line 52 of file mfe.c.

Referenced by scheduler().

5.21.1.5 #define SERVER_CACHE_SIZE 100000

Definition at line 50 of file mfe.c.

Referenced by register_equipment().

5.21.2 Function Documentation

5.21.2.1 INT begin_of_run (INT *run_number*, char * *error*)

Definition at line 186 of file frontend.c.

5.21.2.2 void display (BOOL *bInit*)

Definition at line 1419 of file mfe.c.

Referenced by main(), and scheduler().

5.21.2.3 INT end_of_run (INT *run_number*, char * *error*)

Definition at line 195 of file frontend.c.

5.21.2.4 INT frontend_exit (void)

Definition at line 179 of file frontend.c.

Referenced by main().

5.21.2.5 INT frontend_init (void)

Definition at line 151 of file frontend.c.

Referenced by main().

5.21.2.6 INT frontend_loop (void)

Definition at line 216 of file frontend.c.

Referenced by scheduler().

5.21.2.7 INT get_frontend_index ()

Definition at line 2069 of file mfe.c.

5.21.2.8 INT interrupt_configure (INT *cmd*, INT *source*, POINTER_T *adr*)

Definition at line 254 of file frontend.c.

Referenced by main(), readout_enable(), and register_equipment().

5.21.2.9 void interrupt_routine (void)

Definition at line 1242 of file mfe.c.

Referenced by register_equipment().

5.21.2.10 BOOL logger_root ()

Definition at line 1492 of file mfe.c.

Referenced by receive_trigger_event(), and scheduler().

5.21.2.11 int main (int *argc*, char * *argv*[])

Definition at line 2079 of file mfe.c.

5.21.2.12 INT manual_trigger (INT *index*, void * *prpc_param*[])

Definition at line 282 of file mfe.c.

Referenced by register_equipment().

5.21.2.13 int message_print (const char * *msg*)

Definition at line 1401 of file mfe.c.

Referenced by main().

5.21.2.14 INT pause_run (INT *run_number*, char * *error*)

Definition at line 202 of file frontend.c.

5.21.2.15 INT poll_event (INT *source*, INT *count*, BOOL *test*)

Definition at line 233 of file frontend.c.

Referenced by readout_thread(), register_equipment(), and scheduler().

5.21.2.16 void readout_enable (BOOL *flag*)

Definition at line 1222 of file mfe.c.

Referenced by main(), register_equipment(), scheduler(), tr_pause(), tr_resume(), tr_start(), and tr_stop().

5.21.2.17 int readout_enabled (void)

Definition at line 1217 of file mfe.c.

Referenced by readout_thread(), and scheduler().

5.21.2.18 int readout_thread (void * *param*)

Definition at line 1278 of file mfe.c.

Referenced by register_equipment().

5.21.2.19 int receive_trigger_event (EQUIPMENT * *eq*)

Definition at line 1351 of file mfe.c.

Referenced by scheduler(), and tr_stop().

5.21.2.20 INT register_equipment (void)

Definition at line 516 of file mfe.c.

Referenced by main().

5.21.2.21 INT resume_run (INT *run_number*, char * *error*)

Definition at line 209 of file frontend.c.

5.21.2.22 int sc_thread (void * *info*)

Definition at line 290 of file mfe.c.

Referenced by device_driver().

5.21.2.23 INT scheduler (void)

Definition at line 1519 of file mfe.c.

Referenced by main().

5.21.2.24 void send_all_periodic_events (INT *transition*)

Definition at line 1189 of file mfe.c.

Referenced by tr_pause(), tr_resume(), tr_start(), and tr_stop().

5.21.2.25 int send_event (INT *index*)

Definition at line 1030 of file mfe.c.

Referenced by scheduler(), and send_all_periodic_events().

5.21.2.26 INT tr_pause (INT *rn*, char * *error*)

Definition at line 233 of file mfe.c.

Referenced by main().

5.21.2.27 INT tr_resume (INT *rn*, char * *error*)

Definition at line 258 of file mfe.c.

Referenced by main().

5.21.2.28 INT tr_start (INT *rn*, char * *error*)

Definition at line 145 of file mfe.c.

Referenced by main().

5.21.2.29 INT tr_stop (INT *rn*, char * *error*)

Definition at line 179 of file mfe.c.

Referenced by main().

5.21.2.30 void update_odb (EVENT_HEADER * *pevent*, HANDLE *hKey*, INT *format*)

Definition at line 882 of file mfe.c.

Referenced by receive_trigger_event(), scheduler(), and send_event().

5.21.3 Variable Documentation**5.21.3.1 int _readout_enabled_flag = 0 [static]**

Definition at line 1215 of file mfe.c.

Referenced by readout_enable().

5.21.3.2 DWORD actual_millitime

Definition at line 59 of file mfe.c.

Referenced by scan_fragment(), and scheduler().

5.21.3.3 **DWORD** [actual_time](#)

Definition at line 58 of file mfe.c.

Referenced by scheduler().

5.21.3.4 **DWORD** [auto_restart](#) = 0

Definition at line 69 of file mfe.c.

Referenced by scheduler().

5.21.3.5 **BOOL** [debug](#)

Definition at line 68 of file mfe.c.

Referenced by main().

5.21.3.6 **INT** [display_period](#)

Definition at line 32 of file ebuser.c.

Referenced by scheduler().

5.21.3.7 **EQUIPMENT** [equipment](#)[]

Definition at line 59 of file ebuser.c.

Referenced by close_buffers(), display(), load_fragment(), main(), register_equipment(), scan_fragment(), scheduler(), send_all_periodic_events(), send_event(), source_scan(), tr_start(), and tr_stop().

5.21.3.8 **void*** [event_buffer](#)

Definition at line 97 of file mfe.c.

Referenced by main().

5.21.3.9 **INT** [event_buffer_size](#)

Definition at line 41 of file ebuser.c.

Referenced by main(), and register_equipment().

5.21.3.10 **char** [exp_name](#)[NAME_LENGTH]

Definition at line 62 of file mfe.c.

Referenced by cm_connect_experiment(), cm_connect_experiment1(), cm_get_environment(), cm_list_experiments(), cm_select_experiment(), and main().

5.21.3.11 INT `fe_stop` = 0

Definition at line 67 of file mfe.c.

5.21.3.12 void* `frag_buffer` = NULL

Definition at line 98 of file mfe.c.

Referenced by `register_equipment()`.

5.21.3.13 BOOL `frontend_call_loop`

Definition at line 36 of file frontend.c.

5.21.3.14 char* `frontend_file_name`

Definition at line 26 of file ebuser.c.

Referenced by `register_equipment()`.

5.21.3.15 INT `frontend_index` = -1

Definition at line 71 of file mfe.c.

Referenced by `main()`, and `register_equipment()`.

5.21.3.16 char* `frontend_name`

Definition at line 23 of file ebuser.c.

Referenced by `load_fragment()`, `main()`, `register_equipment()`, `scan_fragment()`, `source_scan()`, `tr_start()`, and `tr_stop()`.

5.21.3.17 char `full_frontend_name`[256]

Definition at line 63 of file mfe.c.

Referenced by `display()`, `main()`, and `register_equipment()`.

5.21.3.18 HANDLE `hDB`

Definition at line 73 of file mfe.c.

Referenced by `al_trigger_alarm()`, `ana_end_of_run()`, `analyzer_init()`, `bm_open_buffer()`, `cm_check_client()`, `cm_connect_client()`, `cm_connect_experiment1()`, `cm_delete_client_info()`, `cm_deregister_transition()`, `cm_disconnect_experiment()`,

cm_exist(), cm_get_client_info(), cm_get_experiment_database(), cm_get_watchdog_info(), cm_msg_log(), cm_msg_log1(), cm_msg_retrieve(), cm_register_deferred_transition(), cm_register_transition(), cm_set_client_info(), cm_set_transition_sequence(), cm_set_watchdog_params(), cm_shutdown(), cm_transition(), db_check_record(), db_close_database(), db_close_record(), db_copy(), db_copy_xml(), db_create_key(), db_create_link(), db_create_record(), db_delete_key(), db_delete_key1(), db_enum_key(), db_find_key(), db_get_data(), db_get_data_index(), db_get_key(), db_get_key_info(), db_get_key_time(), db_get_record(), db_get_record_size(), db_get_value(), db_load(), db_lock_database(), db_open_database(), db_open_record(), db_paste(), db_paste_node(), db_paste_xml(), db_protect_database(), db_save(), db_save_struct(), db_save_xml(), db_save_xml_key(), db_send_changed_records(), db_set_data(), db_set_data_index(), db_set_record(), db_set_value(), db_unlock_database(), db_update_record(), el_submit(), load_fragment(), logger_root(), main(), register_equipment(), scheduler(), tr_start(), and update_odb().

5.21.3.19 char host_name[HOST_NAME_LENGTH]

Definition at line 61 of file mfe.c.

Referenced by cm_connect_client(), cm_connect_experiment(), cm_connect_experiment1(), cm_get_environment(), cm_list_experiments(), cm_select_experiment(), cm_set_client_info(), cm_transition(), display(), and main().

5.21.3.20 EQUIPMENT* interrupt_eq = NULL

Definition at line 94 of file mfe.c.

Referenced by interrupt_routine(), main(), register_equipment(), and scheduler().

5.21.3.21 INT manual_trigger_event_id = 0

Definition at line 70 of file mfe.c.

Referenced by manual_trigger(), and scheduler().

5.21.3.22 INT max_bytes_per_sec

Definition at line 65 of file mfe.c.

Referenced by scheduler().

5.21.3.23 INT max_event_size

Definition at line 35 of file ebuser.c.

Referenced by load_fragment(), main(), rb_create(), readout_thread(), register_equipment(), scheduler(), send_event(), and source_booking().

5.21.3.24 INT `max_event_size_frag`

Definition at line 38 of file ebuser.c.

Referenced by `main()`, `register_equipment()`, `scheduler()`, and `send_event()`.

5.21.3.25 EQUIPMENT* `multithread_eq` = NULL

Definition at line 95 of file mfe.c.

Referenced by `readout_thread()`, and `register_equipment()`.

5.21.3.26 INT `optimize` = 0

Definition at line 66 of file mfe.c.

5.21.3.27 int `rbh1` = 0 `rbh2`=0 `rbh1_next`=0 `rbh2_next`=0

Definition at line 101 of file mfe.c.

Referenced by `interrupt_routine()`, `readout_thread()`, and `register_equipment()`.

5.21.3.28 volatile int `readout_thread_active` = 0

Definition at line 104 of file mfe.c.

Referenced by `readout_thread()`.

5.21.3.29 INT `rpc_mode` = 1

Definition at line 48 of file mfe.c.

Referenced by `receive_trigger_event()`, `scheduler()`, and `send_event()`.

5.21.3.30 INT `run_number`

Definition at line 57 of file mfe.c.

Referenced by `close_buffers()`, `cm_transition()`, `display()`, `el_submit()`, `register_equipment()`, `scheduler()`, `tr_pause()`, `tr_resume()`, `tr_start()`, and `tr_stop()`.

5.21.3.31 INT `run_state`

Definition at line 56 of file mfe.c.

Referenced by `close_buffers()`, `display()`, `handFlush()`, `main()`, `register_equipment()`, `scheduler()`, `tr_pause()`, `tr_resume()`, `tr_start()`, and `tr_stop()`.

5.21.3.32 BOOL [slowcont_eq](#) = FALSE

Definition at line 96 of file mfe.c.

Referenced by [register_equipment\(\)](#).

5.21.3.33 volatile int [stop_all_threads](#) = 0

Definition at line 102 of file mfe.c.

Referenced by [main\(\)](#).

5.22 mhttpd.dox File Reference

5.23 midas.c File Reference

5.23.1 Detailed Description

The main core C-code for Midas.

Definition in file [midas.c](#).

Data Structures

- struct [TR_CLIENT](#)

Functions

- INT [cm_get_error](#) (INT code, char *string)
- INT [cm_set_msg_print](#) (INT system_mask, INT user_mask, int(*func)(const char *))
- INT [cm_msg_log](#) (INT message_type, const char *message)
- INT [cm_msg_log1](#) (INT message_type, const char *message, const char *facility)
- INT [cm_msg](#) (INT message_type, char *filename, INT line, const char *routine, const char *format,...)
- INT [cm_msg1](#) (INT message_type, char *filename, INT line, const char *facility, const char *routine, const char *format,...)
- INT [cm_msg_register](#) (void(*func)(HANDLE, HANDLE, [EVENT_HEADER](#) *, void *))
- INT [cm_msg_retrieve](#) (INT n_message, char *message, INT *buf_size)
- INT [cm_synchronize](#) (DWORD *seconds)

- INT [cm_asctime](#) (char *str, INT buf_size)
- INT [cm_time](#) (DWORD *time)
- char * [cm_get_version](#) ()
- int [cm_get_revision](#) ()
- INT [cm_set_path](#) (char *path)
- INT [cm_get_path](#) (char *path)
- INT [cm_scan_experiments](#) (void)
- INT [cm_delete_client_info](#) (HANDLE hDB, INT pid)
- INT [cm_check_client](#) (HANDLE hDB, HANDLE hKeyClient)
- INT [cm_set_client_info](#) (HANDLE hDB, HANDLE *hKeyClient, char *host_name, char *client_name, INT hw_type, char *password, DWORD watchdog_timeout)
- INT [cm_get_client_info](#) (char *client_name)
- INT [cm_get_environment](#) (char *host_name, int host_name_size, char *exp_name, int exp_name_size)
- INT [cm_connect_experiment](#) (char *host_name, char *exp_name, char *client_name, void(*func)(char *))
- INT [cm_connect_experiment1](#) (char *host_name, char *exp_name, char *client_name, void(*func)(char *), INT odb_size, DWORD watchdog_timeout)
- INT [cm_list_experiments](#) (char *host_name, char exp_name[MAX_EXPERIMENT][NAME_LENGTH])
- INT [cm_select_experiment](#) (char *host_name, char *exp_name)
- INT [cm_connect_client](#) (char *client_name, HANDLE *hConn)
- INT [cm_disconnect_client](#) (HANDLE hConn, BOOL bShutdown)
- INT [cm_disconnect_experiment](#) (void)
- INT [cm_set_experiment_database](#) (HANDLE hDB, HANDLE hKeyClient)
- INT [cm_get_experiment_database](#) (HANDLE *hDB, HANDLE *hKeyClient)
- int [bm_validate_client_index](#) (const BUFFER *buf)
- INT [cm_set_watchdog_params](#) (BOOL call_watchdog, DWORD timeout)
- INT [cm_get_watchdog_params](#) (BOOL *call_watchdog, DWORD *timeout)
- INT [cm_get_watchdog_info](#) (HANDLE hDB, char *client_name, DWORD *timeout, DWORD *last)
- INT [cm_register_transition](#) (INT transition, INT(*func)(INT, char *), INT sequence_number)
- INT [cm_set_transition_sequence](#) (INT transition, INT sequence_number)
- INT [cm_register_deferred_transition](#) (INT transition, BOOL(*func)(INT, BOOL))
- INT [cm_check_deferred_transition](#) ()
- INT [cm_transition](#) (INT transition, INT run_number, char *perror, INT strsize, INT async_flag, INT debug_flag)
- INT [cm_yield](#) (INT millisec)
- INT [cm_execute](#) (char *command, char *result, INT bufsize)
- INT [bm_match_event](#) (short int event_id, short int trigger_mask, EVENT_HEADER *pevent)

- INT [bm_open_buffer](#) (char *buffer_name, INT buffer_size, INT *buffer_handle)
- INT [bm_close_buffer](#) (INT buffer_handle)
- INT [bm_close_all_buffers](#) (void)
- INT [cm_shutdown](#) (char *name, BOOL bUnique)
- INT [cm_exist](#) (char *name, BOOL bUnique)
- INT [cm_cleanup](#) (char *client_name, BOOL ignore_timeout)
- INT [bm_set_cache_size](#) (INT buffer_handle, INT read_size, INT write_size)
- INT [bm_compose_event](#) (EVENT_HEADER *event_header, short int event_id, short int trigger_mask, DWORD size, DWORD serial)
- INT [bm_request_event](#) (HNDLE buffer_handle, short int event_id, short int trigger_mask, INT sampling_type, HNDLE *request_id, void(*func)(HNDLE, HNDLE, EVENT_HEADER *, void *))
- INT [bm_remove_event_request](#) (INT buffer_handle, INT request_id)
- INT [bm_delete_request](#) (INT request_id)
- INT [bm_send_event](#) (INT buffer_handle, void *source, INT buf_size, INT async_flag)
- INT [bm_flush_cache](#) (INT buffer_handle, INT async_flag)
- INT [bm_receive_event](#) (INT buffer_handle, void *destination, INT *buf_size, INT async_flag)
- INT [bm_skip_event](#) (INT buffer_handle)
- INT [bm_push_event](#) (char *buffer_name)
- INT [bm_check_buffers](#) ()
- INT [bm_empty_buffers](#) ()
- INT [rpc_register_client](#) (char *name, RPC_LIST *list)
- INT [rpc_register_functions](#) (RPC_LIST *new_list, INT(*func)(INT, void **))
- INT [rpc_set_option](#) (HNDLE hConn, INT item, INT value)
- INT [rpc_send_event](#) (INT buffer_handle, void *source, INT buf_size, INT async_flag, INT mode)
- INT [rpc_flush_event](#) ()
- void [bk_init](#) (void *event)
- void [bk_init32](#) (void *event)
- INT [bk_size](#) (void *event)
- void [bk_create](#) (void *event, const char *name, WORD type, void *pdata)
- INT [bk_close](#) (void *event, void *pdata)
- INT [bk_list](#) (void *event, char *bklist)
- INT [bk_locate](#) (void *event, const char *name, void *pdata)
- INT [bk_find](#) (BANK_HEADER *pbkh, const char *name, DWORD *bklen, DWORD *bktype, void **pdata)
- INT [bk_iterate](#) (void *event, BANK **pbk, void *pdata)
- INT [bk_swap](#) (void *event, BOOL force)
- INT [hs_set_path](#) (char *path)
- INT [hs_open_file](#) (time_t ltime, char *suffix, INT mode, int *fh)

- INT [el_submit](#) (int run, char *author, char *type, char *system, char *subject, char *text, char *reply_to, char *encoding, char *filename1, char *buffer1, INT buffer_size1, char *filename2, char *buffer2, INT buffer_size2, char *filename3, char *buffer3, INT buffer_size3, char *tag, INT tag_size)
- INT [al_trigger_alarm](#) (char *alarm_name, char *alarm_message, char *default_class, char *cond_str, INT type)
- INT [dm_buffer_create](#) (INT size, INT user_max_event_size)
- int [rb_set_nonblocking](#) ()
- int [rb_create](#) (int size, int [max_event_size](#), int *handle)
- int [rb_delete](#) (int handle)
- int [rb_get_wp](#) (int handle, void **p, int millisec)
- int [rb_increment_wp](#) (int handle, int size)
- int [rb_get_rp](#) (int handle, void **p, int millisec)
- int [rb_increment_rp](#) (int handle, int size)
- int [rb_get_buffer_level](#) (int handle, int *n_bytes)

Variables

- HANDLE [_hKeyClient](#) = 0

5.23.2 Variable Documentation

5.23.2.1 char* [svn_revision](#) = "\$Rev: 3648 \$"

Definition at line 21 of file midas.c.

Referenced by [cm_get_revision\(\)](#), and [main\(\)](#).

5.24 midas.dox File Reference

5.25 midas.h File Reference

5.25.1 Detailed Description

The main include file

Definition in file [midas.h](#).

Data Structures

- struct [EVENT_HEADER](#)
- struct [EVENT_REQUEST](#)
- struct [BUFFER_CLIENT](#)
- struct [BUFFER_HEADER](#)
- struct [BUFFER](#)
- struct [KEY](#)
- struct [KEYLIST](#)
- struct [BUS_DRIVER](#)
- struct [DD_MT_CHANNEL](#)
- struct [DD_MT_BUFFER](#)
- struct [DEVICE_DRIVER](#)
- struct [EQUIPMENT_INFO](#)
- struct [EQUIPMENT_STATS](#)
- struct [eqpmnt](#)
- struct [BANK_HEADER](#)
- struct [BANK](#)
- struct [BANK32](#)
- struct [TAG](#)
- struct [BANK_LIST](#)
- struct [ANA_MODULE](#)
- struct [AR_INFO](#)
- struct [AR_STATS](#)
- struct [ANALYZE_REQUEST](#)
- struct [ANA_OUTPUT_INFO](#)
- struct [ANA_TEST](#)
- struct [HIST_RECORD](#)
- struct [DEF_RECORD](#)
- struct [INDEX_RECORD](#)
- struct [HISTORY](#)
- struct [RUNINFO](#)
- struct [PROGRAM_INFO](#)
- struct [ALARM_CLASS](#)
- struct [ALARM](#)

Defines

- #define [TAPE_BUFFER_SIZE](#) 0x8000
- #define [NET_TCP_SIZE](#) 0xFFFF
- #define [OPT_TCP_SIZE](#) 8192
- #define [NET_UDP_SIZE](#) 8192
- #define [MAX_EVENT_SIZE](#) 0x400000

- #define [EVENT_BUFFER_NAME](#) "SYSTEM"
- #define [DEFAULT_ODB_SIZE](#) 0x100000
- #define [NAME_LENGTH](#) 32
- #define [HOST_NAME_LENGTH](#) 256
- #define [MAX_CLIENTS](#) 64
- #define [MAX_EVENT_REQUESTS](#) 10
- #define [MAX_OPEN_RECORDS](#) 256
- #define [MAX_ODB_PATH](#) 256
- #define [MAX_EXPERIMENT](#) 32
- #define [BANKLIST_MAX](#) 64
- #define [STRING_BANKLIST_MAX](#) BANKLIST_MAX * 4
- #define [DEFAULT_RPC_TIMEOUT](#) 10000
- #define [DEFAULT_WATCHDOG_TIMEOUT](#) 10000
- #define [STATE_STOPPED](#) 1
- #define [STATE_PAUSED](#) 2
- #define [STATE_RUNNING](#) 3
- #define [FORMAT_MIDAS](#) 1
- #define [FORMAT_YBOS](#) 2
- #define [FORMAT_ASCII](#) 3
- #define [FORMAT_FIXED](#) 4
- #define [FORMAT_DUMP](#) 5
- #define [FORMAT_HBOOK](#) 6
- #define [FORMAT_ROOT](#) 7
- #define [GET_ALL](#) (1<<0)
- #define [GET_SOME](#) (1<<1)
- #define [GET_FARM](#) (1<<2)
- #define [TID_BYTE](#) 1
- #define [TID_SBYTE](#) 2
- #define [TID_CHAR](#) 3
- #define [TID_WORD](#) 4
- #define [TID_SHORT](#) 5
- #define [TID_DWORD](#) 6
- #define [TID_INT](#) 7
- #define [TID_BOOL](#) 8
- #define [TID_FLOAT](#) 9
- #define [TID_DOUBLE](#) 10
- #define [TID_BITFIELD](#) 11
- #define [TID_STRING](#) 12
- #define [TID_ARRAY](#) 13
- #define [TID_STRUCT](#) 14
- #define [TID_KEY](#) 15
- #define [TID_LINK](#) 16
- #define [TID_LAST](#) 17

- #define SYNC 0
- #define MODE_READ (1<<0)
- #define RPC_OTIMEOUT 1
- #define WF_WATCH_ME (1<<0)
- #define TR_START (1<<0)
- #define TR_STOP (1<<1)
- #define TR_PAUSE (1<<2)
- #define TR_RESUME (1<<3)
- #define EQ_PERIODIC (1<<0)
- #define EQ_POLLED (1<<1)
- #define EQ_INTERRUPT (1<<2)
- #define EQ_MULTITHREAD (1<<3)
- #define EQ_SLOW (1<<4)
- #define EQ_MANUAL_TRIG (1<<5)
- #define EQ_FRAGMENTED (1<<6)
- #define EQ_EB (1<<7)
- #define RO_RUNNING (1<<0)
- #define RO_STOPPED (1<<1)
- #define RO_PAUSED (1<<2)
- #define RO_BOR (1<<3)
- #define RO_EOR (1<<4)
- #define RO_PAUSE (1<<5)
- #define RO_RESUME (1<<6)
- #define RO_TRANSITIONS (RO_BOR|RO_EOR|RO_PAUSE|RO_RESUME)
- #define RO_ALWAYS (0xFF)
- #define RO_ODB (1<<8)
- #define CH_BS 8
- #define LAM_SOURCE(c, s) (c<<24 | ((s) & 0xFFFFFFF))
- #define LAM_STATION(s) (1<<(s-1))
- #define LAM_SOURCE_CRATE(c) (c>>24)
- #define LAM_SOURCE_STATION(s) ((s) & 0xFFFFFFF)
- #define CNAF 0x1
- #define MAX(a, b) (((a) > (b)) ? (a) : (b))
- #define MIN(a, b) (((a) < (b)) ? (a) : (b))
- #define ALIGN8(x) (((x)+7) & ~7)
- #define VALIGN(ad, align) (((POINTER_T) (ad)+align-1) & ~(align-1))
- #define MT_ERROR (1<<0)
- #define MT_INFO (1<<1)
- #define MT_DEBUG (1<<2)
- #define MT_USER (1<<3)
- #define MT_LOG (1<<4)
- #define MT_TALK (1<<5)
- #define MT_CALL (1<<6)

- #define [MT_ALL](#) 0xFF
- #define [MERROR](#) MT_ERROR, __FILE__, __LINE__
- #define [MINFO](#) MT_INFO, __FILE__, __LINE__
- #define [MDEBUG](#) MT_DEBUG, __FILE__, __LINE__
- #define [MUSER](#) MT_USER, __FILE__, __LINE__
- #define [MLOG](#) MT_LOG, __FILE__, __LINE__
- #define [MTALK](#) MT_TALK, __FILE__, __LINE__
- #define [MCALL](#) MT_CALL, __FILE__, __LINE__
- #define [SUCCESS](#) 1
- #define [CM_SUCCESS](#) 1
- #define [CM_SET_ERROR](#) 102
- #define [CM_NO_CLIENT](#) 103
- #define [CM_DB_ERROR](#) 104
- #define [CM_UNDEF_EXP](#) 105
- #define [CM_VERSION_MISMATCH](#) 106
- #define [CM_SHUTDOWN](#) 107
- #define [CM_WRONG_PASSWORD](#) 108
- #define [CM_UNDEF_ENVIRON](#) 109
- #define [CM_DEFERRED_TRANSITION](#) 110
- #define [CM_TRANSITION_IN_PROGRESS](#) 111
- #define [CM_TIMEOUT](#) 112
- #define [CM_INVALID_TRANSITION](#) 113
- #define [CM_TOO_MANY_REQUESTS](#) 114
- #define [BM_SUCCESS](#) 1
- #define [BM_CREATED](#) 202
- #define [BM_NO_MEMORY](#) 203
- #define [BM_INVALID_NAME](#) 204
- #define [BM_INVALID_HANDLE](#) 205
- #define [BM_NO_SLOT](#) 206
- #define [BM_NO_MUTEX](#) 207
- #define [BM_NOT_FOUND](#) 208
- #define [BM_ASYNC_RETURN](#) 209
- #define [BM_TRUNCATED](#) 210
- #define [BM_MULTIPLE_HOSTS](#) 211
- #define [BM_MEMSIZE_MISMATCH](#) 212
- #define [BM_CONFLICT](#) 213
- #define [BM_EXIT](#) 214
- #define [BM_INVALID_PARAM](#) 215
- #define [BM_MORE_EVENTS](#) 216
- #define [BM_INVALID_MIXING](#) 217
- #define [BM_NO_SHM](#) 218
- #define [DB_SUCCESS](#) 1
- #define [DB_CREATED](#) 302

- #define [DB_NO_MEMORY](#) 303
- #define [DB_INVALID_NAME](#) 304
- #define [DB_INVALID_HANDLE](#) 305
- #define [DB_NO_SLOT](#) 306
- #define [DB_NO_MUTEX](#) 307
- #define [DB_MEMSIZE_MISMATCH](#) 308
- #define [DB_INVALID_PARAM](#) 309
- #define [DB_FULL](#) 310
- #define [DB_KEY_EXIST](#) 311
- #define [DB_NO_KEY](#) 312
- #define [DB_KEY_CREATED](#) 313
- #define [DB_TRUNCATED](#) 314
- #define [DB_TYPE_MISMATCH](#) 315
- #define [DB_NO_MORE_SUBKEYS](#) 316
- #define [DB_FILE_ERROR](#) 317
- #define [DB_NO_ACCESS](#) 318
- #define [DB_STRUCT_SIZE_MISMATCH](#) 319
- #define [DB_OPEN_RECORD](#) 320
- #define [DB_OUT_OF_RANGE](#) 321
- #define [DB_INVALID_LINK](#) 322
- #define [DB_CORRUPTED](#) 323
- #define [DB_STRUCT_MISMATCH](#) 324
- #define [DB_TIMEOUT](#) 325
- #define [DB_VERSION_MISMATCH](#) 326
- #define [SS_SUCCESS](#) 1
- #define [SS_CREATED](#) 402
- #define [SS_NO_MEMORY](#) 403
- #define [SS_INVALID_NAME](#) 404
- #define [SS_INVALID_HANDLE](#) 405
- #define [SS_INVALID_ADDRESS](#) 406
- #define [SS_FILE_ERROR](#) 407
- #define [SS_NO_MUTEX](#) 408
- #define [SS_NO_PROCESS](#) 409
- #define [SS_NO_THREAD](#) 410
- #define [SS_SOCKET_ERROR](#) 411
- #define [SS_TIMEOUT](#) 412
- #define [SS_SERVER_RECV](#) 413
- #define [SS_CLIENT_RECV](#) 414
- #define [SS_ABORT](#) 415
- #define [SS_EXIT](#) 416
- #define [SS_NO_TAPE](#) 417
- #define [SS_DEV_BUSY](#) 418
- #define [SS_IO_ERROR](#) 419

- #define [SS_TAPE_ERROR](#) 420
- #define [SS_NO_DRIVER](#) 421
- #define [SS_END_OF_TAPE](#) 422
- #define [SS_END_OF_FILE](#) 423
- #define [SS_FILE_EXISTS](#) 424
- #define [SS_NO_SPACE](#) 425
- #define [SS_INVALID_FORMAT](#) 426
- #define [SS_NO_ROOT](#) 427
- #define [SS_SIZE_MISMATCH](#) 428
- #define [RPC_SUCCESS](#) 1
- #define [RPC_ABORT](#) SS_ABORT
- #define [RPC_NO_CONNECTION](#) 502
- #define [RPC_NET_ERROR](#) 503
- #define [RPC_TIMEOUT](#) 504
- #define [RPC_EXCEED_BUFFER](#) 505
- #define [RPC_NOT_REGISTERED](#) 506
- #define [RPC_CONNCLOSED](#) 507
- #define [RPC_INVALID_ID](#) 508
- #define [RPC_SHUTDOWN](#) 509
- #define [RPC_NO_MEMORY](#) 510
- #define [RPC_DOUBLE_DEFINED](#) 511
- #define [FE_SUCCESS](#) 1
- #define [FE_ERR_ODB](#) 602
- #define [FE_ERR_HW](#) 603
- #define [FE_ERR_DISABLED](#) 604
- #define [FE_ERR_DRIVER](#) 605
- #define [HS_SUCCESS](#) 1
- #define [HS_FILE_ERROR](#) 702
- #define [HS_NO_MEMORY](#) 703
- #define [HS_TRUNCATED](#) 704
- #define [HS_WRONG_INDEX](#) 705
- #define [HS_UNDEFINED_EVENT](#) 706
- #define [HS_UNDEFINED_VAR](#) 707
- #define [FTP_SUCCESS](#) 1
- #define [FTP_NET_ERROR](#) 802
- #define [FTP_FILE_ERROR](#) 803
- #define [FTP_RESPONSE_ERROR](#) 804
- #define [FTP_INVALID_ARG](#) 805
- #define [EL_SUCCESS](#) 1
- #define [EL_FILE_ERROR](#) 902
- #define [EL_NO_MESSAGE](#) 903
- #define [EL_TRUNCATED](#) 904
- #define [EL_FIRST_MSG](#) 905

- #define [EL_LAST_MSG](#) 906
- #define [AL_SUCCESS](#) 1
- #define [AL_INVALID_NAME](#) 1002
- #define [AL_ERROR_ODB](#) 1003
- #define [AL_RESET](#) 1004
- #define [CMD_INIT](#) 1
- #define [CMD_WRITE](#) 100
- #define [CMD_INTERRUPT_ENABLE](#) 100
- #define [BD_GETS](#)(s, z, p, t) info → bd(CMD_GETS, info → bd_info, s, z, p, t)
- #define [ANA_CONTINUE](#) 1
- #define [TRIGGER_MASK](#)(e) ((([EVENT_HEADER](#) *) e)-1) → trigger_mask)
- #define [EVENT_ID](#)(e) ((([EVENT_HEADER](#) *) e)-1) → event_id)
- #define [SERIAL_NUMBER](#)(e) ((([EVENT_HEADER](#) *) e)-1) → serial_number)
- #define [TIME_STAMP](#)(e) ((([EVENT_HEADER](#) *) e)-1) → time_stamp)
- #define [EVENTID_BOR](#) ((short int) 0x8000)
- #define [EVENTID_EOR](#) ((short int) 0x8001)
- #define [EVENTID_MESSAGE](#) ((short int) 0x8002)
- #define [EVENTID_FRAG1](#) ((unsigned short) 0xC000)
- #define [MIDAS_MAGIC](#) 0x494d
- #define [DF_INPUT](#) (1<<0)
- #define [DF_OUTPUT](#) (1<<1)
- #define [DF_PRIO_DEVICE](#) (1<<2)
- #define [DF_READ_ONLY](#) (1<<3)
- #define [BANK_FORMAT_VERSION](#) 1
- #define [BANK_FORMAT_32BIT](#) (1<<4)
- #define [AT_INTERNAL](#) 1
- #define [AT_PROGRAM](#) 2
- #define [AT_EVALUATED](#) 3
- #define [AT_PERIODIC](#) 4
- #define [AT_LAST](#) 4

5.26 mrpc.c File Reference

5.26.1 Detailed Description

The Midas RPC file

Definition in file [mrpc.c](#).

Variables

- RPC_LIST [rpc_list_library](#) []
- RPC_LIST [rpc_list_system](#) []

5.27 mrpc.h File Reference

5.27.1 Detailed Description

The mrpc include file

Definition in file [mrpc.h](#).

Defines

- #define [RPC_CM_SET_CLIENT_INFO](#) 11000
- #define [RPC_CM_SET_WATCHDOG_PARAMS](#) 11001
- #define [RPC_CM_CLEANUP](#) 11002
- #define [RPC_CM_GET_WATCHDOG_INFO](#) 11003
- #define [RPC_CM_MSG_LOG](#) 11004
- #define [RPC_CM_EXECUTE](#) 11005
- #define [RPC_CM_SYNCHRONIZE](#) 11006
- #define [RPC_CM_ASCTIME](#) 11007
- #define [RPC_CM_TIME](#) 11008
- #define [RPC_CM_MSG](#) 11009
- #define [RPC_CM_EXIST](#) 11011
- #define [RPC_CM_MSG_RETRIEVE](#) 11012
- #define [RPC_CM_MSG_LOG1](#) 11013
- #define [RPC_BM_OPEN_BUFFER](#) 11100
- #define [RPC_BM_CLOSE_BUFFER](#) 11101
- #define [RPC_BM_CLOSE_ALL_BUFFERS](#) 11102
- #define [RPC_BM_GET_BUFFER_INFO](#) 11103
- #define [RPC_BM_GET_BUFFER_LEVEL](#) 11104
- #define [RPC_BM_INIT_BUFFER_COUNTERS](#) 11105
- #define [RPC_BM_SET_CACHE_SIZE](#) 11106
- #define [RPC_BM_ADD_EVENT_REQUEST](#) 11107
- #define [RPC_BM_REMOVE_EVENT_REQUEST](#) 11108
- #define [RPC_BM_SEND_EVENT](#) 11109
- #define [RPC_BM_FLUSH_CACHE](#) 11110
- #define [RPC_BM_RECEIVE_EVENT](#) 11111
- #define [RPC_BM_MARK_READ_WAITING](#) 11112

- #define [RPC_BM_EMPTY_BUFFERS](#) 11113
- #define [RPC_BM_SKIP_EVENT](#) 11114
- #define [RPC_DB_OPEN_DATABASE](#) 11200
- #define [RPC_DB_CLOSE_DATABASE](#) 11201
- #define [RPC_DB_CLOSE_ALL_DATABASES](#) 11202
- #define [RPC_DB_CREATE_KEY](#) 11203
- #define [RPC_DB_CREATE_LINK](#) 11204
- #define [RPC_DB_SET_VALUE](#) 11205
- #define [RPC_DB_GET_VALUE](#) 11206
- #define [RPC_DB_FIND_KEY](#) 11207
- #define [RPC_DB_FIND_LINK](#) 11208
- #define [RPC_DB_GET_PATH](#) 11209
- #define [RPC_DB_DELETE_KEY](#) 11210
- #define [RPC_DB_ENUM_KEY](#) 11211
- #define [RPC_DB_GET_KEY](#) 11212
- #define [RPC_DB_GET_DATA](#) 11213
- #define [RPC_DB_SET_DATA](#) 11214
- #define [RPC_DB_SET_DATA_INDEX](#) 11215
- #define [RPC_DB_SET_MODE](#) 11216
- #define [RPC_DB_GET_RECORD_SIZE](#) 11219
- #define [RPC_DB_GET_RECORD](#) 11220
- #define [RPC_DB_SET_RECORD](#) 11221
- #define [RPC_DB_ADD_OPEN_RECORD](#) 11222
- #define [RPC_DB_REMOVE_OPEN_RECORD](#) 11223
- #define [RPC_DB_SAVE](#) 11224
- #define [RPC_DB_LOAD](#) 11225
- #define [RPC_DB_SET_CLIENT_NAME](#) 11226
- #define [RPC_DB_RENAME_KEY](#) 11227
- #define [RPC_DB_ENUM_LINK](#) 11228
- #define [RPC_DB_REORDER_KEY](#) 11229
- #define [RPC_DB_CREATE_RECORD](#) 11230
- #define [RPC_DB_GET_DATA_INDEX](#) 11231
- #define [RPC_DB_GET_KEY_TIME](#) 11232
- #define [RPC_DB_GET_OPEN_RECORDS](#) 11233
- #define [RPC_DB_FLUSH_DATABASE](#) 11235
- #define [RPC_DB_SET_DATA_INDEX2](#) 11236
- #define [RPC_DB_GET_KEY_INFO](#) 11237
- #define [RPC_DB_GET_DATA1](#) 11238
- #define [RPC_DB_SET_NUM_VALUES](#) 11239
- #define [RPC_DB_CHECK_RECORD](#) 11240
- #define [RPC_DB_GET_NEXT_LINK](#) 11241
- #define [RPC_HS_SET_PATH](#) 11300
- #define [RPC_HS_DEFINE_EVENT](#) 11301

- #define [RPC_HS_WRITE_EVENT](#) 11302
- #define [RPC_HS_COUNT_EVENTS](#) 11303
- #define [RPC_HS_ENUM_EVENTS](#) 11304
- #define [RPC_HS_COUNT_VARS](#) 11305
- #define [RPC_HS_ENUM_VARS](#) 11306
- #define [RPC_HS_READ](#) 11307
- #define [RPC_HS_GET_VAR](#) 11308
- #define [RPC_HS_GET_EVENT_ID](#) 11309
- #define [RPC_EL_SUBMIT](#) 11400
- #define [RPC_AL_CHECK](#) 11500
- #define [RPC_AL_TRIGGER_ALARM](#) 11501
- #define [RPC_RC_TRANSITION](#) 12000
- #define [RPC_ANA_CLEAR_HISTOS](#) 13000
- #define [RPC_LOG_REWIND](#) 14000
- #define [RPC_TEST](#) 15000
- #define [RPC_CNAF16](#) 16000
- #define [RPC_CNAF24](#) 16001
- #define [RPC_MANUAL_TRIG](#) 17000
- #define [RPC_ID_WATCHDOG](#) 99997
- #define [RPC_ID_SHUTDOWN](#) 99998
- #define [RPC_ID_EXIT](#) 99999

5.28 msystem.h File Reference

5.28.1 Detailed Description

The Midas System include file

Definition in file [msystem.h](#).

Data Structures

- struct [FREE_DESCRIP](#)
- struct [OPEN_RECORD](#)
- struct [DATABASE_CLIENT](#)
- struct [DATABASE_HEADER](#)
- struct [DATABASE](#)
- struct [RECORD_LIST](#)
- struct [REQUEST_LIST](#)

Defines

- #define [DRI_16](#) (1<<0)
- #define [DRI_32](#) (1<<1)
- #define [DRI_64](#) (1<<2)
- #define [DRI_LITTLE_ENDIAN](#) (1<<3)
- #define [DRI_BIG_ENDIAN](#) (1<<4)
- #define [DRF_IEEE](#) (1<<5)
- #define [DRF_G_FLOAT](#) (1<<6)
- #define [DR_ASCII](#) (1<<7)
- #define [WORD_SWAP](#)(x)
- #define [DWORD_SWAP](#)(x)
- #define [QWORD_SWAP](#)(x)

5.29 mvmestd.h File Reference

5.29.1 Detailed Description

The Midas VME include file

Definition in file [mvmestd.h](#).

Data Structures

- struct [MVME_INTERFACE](#)

Defines

- #define [MVME_SUCCESS](#) 1
- #define [MVME_DMODE_D8](#) 1
- #define [MVME_DMODE_D16](#) 2
- #define [MVME_DMODE_D32](#) 3
- #define [MVME_DMODE_D64](#) 4
- #define [MVME_DMODE_RAMD16](#) 5
- #define [MVME_DMODE_RAMD32](#) 6
- #define [MVME_DMODE_LM](#) 7
- #define [MVME_BLT_NONE](#) 1
- #define [MVME_BLT_BLT32](#) 2
- #define [MVME_BLT_MBLT64](#) 3
- #define [MVME_BLT_2EVME](#) 4

- #define `MVME_BLT_2ESST` 5
- #define `MVME_BLT_BLT32FIFO` 6
- #define `MVME_BLT_MBLT64FIFO` 7
- #define `MVME_BLT_2EVMEFIFO` 8
- #define `MVME_AM_A32_SB` (0x0F)
- #define `MVME_AM_A32_SP` (0x0E)
- #define `MVME_AM_A32_SD` (0x0D)
- #define `MVME_AM_A32_NB` (0x0B)
- #define `MVME_AM_A32_NP` (0x0A)
- #define `MVME_AM_A32_ND` (0x09)
- #define `MVME_AM_A32_SMBLT` (0x0C)
- #define `MVME_AM_A32_NMBLT` (0x08)
- #define `MVME_AM_A24_SB` (0x3F)
- #define `MVME_AM_A24_SP` (0x3E)
- #define `MVME_AM_A24_SD` (0x3D)
- #define `MVME_AM_A24_NB` (0x3B)
- #define `MVME_AM_A24_NP` (0x3A)
- #define `MVME_AM_A24_ND` (0x39)
- #define `MVME_AM_A24_SMBLT` (0x3C)
- #define `MVME_AM_A24_NMBLT` (0x38)
- #define `MVME_AM_A16_SD` (0x2D)
- #define `MVME_AM_A16_ND` (0x29)

Functions

- int EXPRT `mvme_open` (`MVME_INTERFACE` **vme, int index)
- int EXPRT `mvme_close` (`MVME_INTERFACE` *vme)
- int EXPRT `mvme_sysreset` (`MVME_INTERFACE` *vme)
- int EXPRT `mvme_read` (`MVME_INTERFACE` *vme, `mvme_locaddr_t` *dst, `mvme_addr_t` vme_addr, `mvme_size_t` n_bytes)
- unsigned int EXPRT `mvme_read_value` (`MVME_INTERFACE` *vme, `mvme_addr_t` vme_addr)
- int EXPRT `mvme_write` (`MVME_INTERFACE` *vme, `mvme_addr_t` vme_addr, `mvme_locaddr_t` *src, `mvme_size_t` n_bytes)
- int EXPRT `mvme_write_value` (`MVME_INTERFACE` *vme, `mvme_addr_t` vme_addr, unsigned int value)
- int EXPRT `mvme_set_am` (`MVME_INTERFACE` *vme, int am)
- int EXPRT `mvme_get_am` (`MVME_INTERFACE` *vme, int *am)
- int EXPRT `mvme_set_dmode` (`MVME_INTERFACE` *vme, int dmode)
- int EXPRT `mvme_get_dmode` (`MVME_INTERFACE` *vme, int *dmode)
- int EXPRT `mvme_set_blt` (`MVME_INTERFACE` *vme, int mode)
- int EXPRT `mvme_get_blt` (`MVME_INTERFACE` *vme, int *mode)

5.30 myexpt.html File Reference

5.30.1 Variable Documentation

5.30.1.1 `<html><head><title> MyExperiment Demo Status</title><metahttp-equiv="Refresh"content="30"></head><body><formname="form1"method="GetExpt&"><tableborder=3cellpadding=2><tr><thbgcolor="#A0A0FF"> Demo Experiment<th bgcolor="#A0A0FF"> Custom Monitor Control</tr><tr><td><fontcolor="#ff0000"> Actions`

Definition at line 29 of file myexpt.html.

5.30.1.2 `scale = 12h&`

Definition at line 32 of file myexpt.html.

5.30.1.3 `width`

Initial value:

```
250">
    </th>
    <th> <img src="http:
                exp=default&amp
```

Definition at line 29 of file myexpt.html.

5.31 newdocfeatures.dox File Reference

5.32 odb.c File Reference

5.32.1 Detailed Description

The Online Database file

Definition in file [odb.c](#).

Functions

- INT [db_open_database](#) (char *database_name, INT database_size, HANDLE *hDB, char *client_name)

- INT [db_close_database](#) (HANDLE [hDB](#))
- INT [db_lock_database](#) (HANDLE [hDB](#))
- INT [db_unlock_database](#) (HANDLE [hDB](#))
- INT [db_protect_database](#) (HANDLE [hDB](#))
- INT [db_create_key](#) (HANDLE [hDB](#), HANDLE [hKey](#), char *key_name, DWORD type)
- INT [db_create_link](#) (HANDLE [hDB](#), HANDLE [hKey](#), char *link_name, char *destination)
- INT [db_delete_key1](#) (HANDLE [hDB](#), HANDLE [hKey](#), INT level, BOOL follow_links)
- INT [db_delete_key](#) (HANDLE [hDB](#), HANDLE [hKey](#), BOOL follow_links)
- INT [db_find_key](#) (HANDLE [hDB](#), HANDLE [hKey](#), char *key_name, HANDLE *subhKey)
- INT [db_set_value](#) (HANDLE [hDB](#), HANDLE [hKeyRoot](#), char *key_name, void *data, INT data_size, INT num_values, DWORD type)
- INT [db_get_value](#) (HANDLE [hDB](#), HANDLE [hKeyRoot](#), char *key_name, void *data, INT *buf_size, DWORD type, BOOL create)
- INT [db_enum_key](#) (HANDLE [hDB](#), HANDLE [hKey](#), INT index, HANDLE *subkey_handle)
- INT [db_get_key](#) (HANDLE [hDB](#), HANDLE [hKey](#), KEY *key)
- INT [db_get_key_time](#) (HANDLE [hDB](#), HANDLE [hKey](#), DWORD *delta)
- INT [db_get_key_info](#) (HANDLE [hDB](#), HANDLE [hKey](#), char *name, INT name_size, INT *type, INT *num_values, INT *item_size)
- INT [db_get_data](#) (HANDLE [hDB](#), HANDLE [hKey](#), void *data, INT *buf_size, DWORD type)
- INT [db_get_data_index](#) (HANDLE [hDB](#), HANDLE [hKey](#), void *data, INT *buf_size, INT index, DWORD type)
- INT [db_set_data](#) (HANDLE [hDB](#), HANDLE [hKey](#), void *data, INT buf_size, INT num_values, DWORD type)
- INT [db_set_data_index](#) (HANDLE [hDB](#), HANDLE [hKey](#), void *data, INT data_size, INT index, DWORD type)
- INT [db_load](#) (HANDLE [hDB](#), HANDLE [hKeyRoot](#), char *filename, BOOL bRemote)
- INT [db_copy](#) (HANDLE [hDB](#), HANDLE [hKey](#), char *buffer, INT *buffer_size, char *path)
- INT [db_paste](#) (HANDLE [hDB](#), HANDLE [hKeyRoot](#), char *buffer)
- INT [db_paste_xml](#) (HANDLE [hDB](#), HANDLE [hKeyRoot](#), char *buffer)
- INT [db_copy_xml](#) (HANDLE [hDB](#), HANDLE [hKey](#), char *buffer, INT *buffer_size)
- INT [db_save](#) (HANDLE [hDB](#), HANDLE [hKey](#), char *filename, BOOL bRemote)
- INT [db_save_xml](#) (HANDLE [hDB](#), HANDLE [hKey](#), char *filename)
- INT [db_save_struct](#) (HANDLE [hDB](#), HANDLE [hKey](#), char *file_name, char *struct_name, BOOL append)

- INT [db_sprintf](#) (char *string, void *data, INT data_size, INT index, DWORD type)
- INT [db_get_record_size](#) (HANDLE [hDB](#), HANDLE [hKey](#), INT align, INT *buf_size)
- INT [db_get_record](#) (HANDLE [hDB](#), HANDLE [hKey](#), void *data, INT *buf_size, INT align)
- INT [db_set_record](#) (HANDLE [hDB](#), HANDLE [hKey](#), void *data, INT buf_size, INT align)
- INT [db_create_record](#) (HANDLE [hDB](#), HANDLE [hKey](#), char *orig_key_name, char *init_str)
- INT [db_check_record](#) (HANDLE [hDB](#), HANDLE [hKey](#), char *keyname, char *rec_str, BOOL correct)
- INT [db_open_record](#) (HANDLE [hDB](#), HANDLE [hKey](#), void *ptr, INT rec_size, WORD access_mode, void(*dispatcher)(INT, INT, void *), void *info)
- INT [db_close_record](#) (HANDLE [hDB](#), HANDLE [hKey](#))
- INT [db_close_all_records](#) ()
- INT [db_update_record](#) (INT [hDB](#), INT [hKey](#), int socket)
- INT [db_send_changed_records](#) ()

5.33 odbstruct.dox File Reference

5.34 quickstart.dox File Reference

5.35 scaler.c File Reference

5.35.1 Function Documentation

5.35.1.1 INT [scaler_accum](#) ([EVENT_HEADER](#) *, void *)

Definition at line 66 of file scaler.c.

5.35.1.2 INT [scaler_clear](#) (INT *run_number*)

Definition at line 51 of file scaler.c.

5.35.1.3 INT scaler_eor (INT *run_number*)

Definition at line 59 of file scaler.c.

5.35.2 Variable Documentation

5.35.2.1 double [scaler](#)[32]

Definition at line 47 of file scaler.c.

Referenced by [scaler_accum\(\)](#), and [scaler_clear\(\)](#).

5.35.2.2 [ANA_MODULE scaler_accum_module](#)

Initial value:

```
{
    "Scaler accumulation",
    "Stefan Ritt",
    scaler_accum,
    scaler_clear,
    scaler_eor,
    NULL,
    NULL,
    NULL,
    0,
    NULL,
}
```

Definition at line 32 of file scaler.c.

5.36 system.c File Reference

5.36.1 Detailed Description

The Midas System file

Definition in file [system.c](#).

Functions

- INT [ss_system](#) (char *command)
- midas_thread_t [ss_thread_create](#) (INT(*thread_func)(void *), void *param)
- INT [ss_thread_kill](#) (midas_thread_t thread_id)
- DWORD [ss_millitime](#) ()

- DWORD [ss_time](#) ()
- INT [ss_sleep](#) (INT millisec)

5.37 utilities.dox File Reference

5.38 xcustom.odt File Reference

5.39 ybos.c File Reference

5.39.1 Detailed Description

The YBOS file

Definition in file [ybos.c](#).

Functions

- void [ybk_init](#) (DWORD *plrl)
- void [ybk_create](#) (DWORD *plrl, char *bkname, DWORD bktype, void *pbkdat)
- INT [ybk_close](#) (DWORD *plrl, void *pbkdat)
- INT [ybk_size](#) (DWORD *plrl)
- INT [ybk_list](#) (DWORD *plrl, char *bklist)
- INT [ybk_find](#) (DWORD *plrl, char *bkname, DWORD *bklen, DWORD *bktype, void **pbk)
- INT [ybk_locate](#) (DWORD *plrl, char *bkname, void *pdata)
- INT [ybk_iterate](#) (DWORD *plrl, YBOS_BANK_HEADER **pybkh, void **pdata)

5.40 ybos.h File Reference

5.40.1 Detailed Description

The YBOS include file

Definition in file [ybos.h](#).

Defines

- #define [YBOS_PHYREC_SIZE](#) 8192
- #define [YBOS_BUFFER_SIZE](#) 3*(YBOS_PHYREC_SIZE<<2) + MAX_EVENT_SIZE + 128
- #define [YB_BANKLIST_MAX](#) 32
- #define [YB_STRING_BANKLIST_MAX](#) YB_BANKLIST_MAX * 4
- #define [YB_SUCCESS](#) 1
- #define [YB_EVENT_NOT_SWAPPED](#) 2
- #define [YB_DONE](#) 2
- #define [YB_WRONG_BANK_TYPE](#) -100
- #define [YB_BANK_NOT_FOUND](#) -101
- #define [YB_SWAP_ERROR](#) -102
- #define [YB_NOMORE_SLOT](#) -103
- #define [YB_UNKNOWN_FORMAT](#) -104
- #define [H_BLOCK_SIZE](#) 0
- #define [H_BLOCK_NUM](#) 1
- #define [H_HEAD_LEN](#) 2
- #define [H_START](#) 3
- #define [D_RECORD](#) 1
- #define [D_HEADER](#) 2
- #define [D_EVTLEN](#) 3
- #define [YB_COMPLETE](#) 1
- #define [YB_INCOMPLETE](#) 2
- #define [YB_NO_RECOVER](#) -1
- #define [YB_NO_RUN](#) 0
- #define [YB_ADD_RUN](#) 1
- #define [DSP_RAW](#) 1
- #define [DSP_RAW_SINGLE](#) 2
- #define [DSP_BANK](#) 3
- #define [DSP_BANK_SINGLE](#) 4
- #define [DSP_UNK](#) 0
- #define [DSP_DEC](#) 1
- #define [DSP_HEX](#) 2
- #define [DSP_ASC](#) 3
- #define [SWAP_D2WORD](#)(_d2w)
- #define [EVID_TRINAT](#)
- #define [YBOS_EVID_BANK](#)(__a, __b, __c, __d, __e)
- #define [MIDAS_EVID_BANK](#)(__a, __b, __c, __d, __e)
- #define [I2_BKTYPE](#) 1
- #define [A1_BKTYPE](#) 2
- #define [I4_BKTYPE](#) 3
- #define [F4_BKTYPE](#) 4
- #define [D8_BKTYPE](#) 5
- #define [I1_BKTYPE](#) 8
- #define [MAX_BKTYPE](#) I1_BKTYPE+1

6 Midas Page Documentation

6.1 MIDAS Analyzer

- The Midas Analyzer application is composed of a collection of files providing a framework in which the user can gain access to the online data during data acquisition or offline data through a replay of a stored data save-set.
- The Midas distribution contains 2 directories where predefined set of analyzer files and their corresponding working demo code are available. The internal functionality of both example is similar and differ only on the histogram tool used for the data representation. These analyzer set are specific to 2 major data analysis tools i.e: **ROOT**, **HBOOK**:
 - **examples/experiment**: Analyzer tailored towards **ROOT** analysis
 - **examples/hbookexpt**: Analyzer tailored towards **HBOOK** with **PAW**.
- The purpose of the demo analyzer is to demonstrate the analyzer structure and to provide the user a set of code "template" for further development. The demo will run online or offline following the information given further down. The analysis goal is to:
 1. Initialize the ODB with predefined (user specific) structure ([experim.h](#)).
 2. Allocate memory space for histogram definition (booking).
 3. Acquire data from the frontend (or data file).
 4. Process the incoming data bank event-by-event through user specific code (module).
 5. Generate computed quantified banks (in module).
 6. Fill (increment) predefined histogram with data available within the user code.
 7. Produce a result file containing histogram results and computed data (if possible) for further replay through dedicated analysis tool (PAW, ROOT).
- The analyzer is structured with the following files:
 - [experim.h](#)
 - * ODB experiment include file defining the ODB structure required by the analyzer.
 - [analyzer.c](#): main user core code.
 - * Defines the incoming bank structures

- * Defines the analyzer modules
- * Initialize the ODB structure requirements
- * Provides Begin_of_Run and End_of_Run functions with run info logging example.
- [adccalib.c](#), [adcsum.c](#), [scaler.c](#) (Root example)
 - * Three user analysis modules to where events from the demo [frontend.c](#) sends data to.
- **Makefile**
 - * Specific makefile for building the corresponding frontend and analyzer code. The frontend code is build against the **camacnul.c** driver providing a simulated data stream.

• **ROOT** histogram booking code (excerpt of experiment/adcsum.c)

- Histogram under ROOT is supported from version 1.9.5. This provides a cleaner way to organize the histogram grouping. This functionality is implemented with the function `open_subfolder()` and `close_subfolder()`. Dedicated Macro is also now available for histogram booking.

```
INT adc_summing_init(void)
{
    /* book ADC sum histo */
    hAdcSum = H1_BOOK("ADCSUM", "ADC sum", 500, 0, 10000);

    /* book ADC average in separate subfolder */
    open_subfolder("Average");
    hAdcAvg = H1_BOOK("ADCAVG", "ADC average", 500, 0, 10000);
    close_subfolder();

    return SUCCESS;
}
```

• **HBOOK** histogram booking code (excerpt of hbookexpt/adccalib.c)

```
INT adc_calib_init(void)
{
    char name[256];
    int i;

    /* book CADC histos */
    for (i = 0; i < N_ADC; i++) {
        sprintf(name, "CADC%02d", i);
        HBOOK1(ADCCALIB_ID_BASE + i, name, ADC_N_BINS,
               (float) ADC_X_LOW, (float) ADC_X_HIGH, 0.f);
    }

    return SUCCESS;
}
```

- The build is also specific to the type of histogram package involved and requires the proper libraries to generate the executable. Each directory has its own **Makefile**:

- **ROOT** (examples/experiment)
 - * The environment `$ROOTSYS` is expected to point to a valid ROOT installed path.
 - * The analyzer build requires a Midas core analyzer object file which should be present in the standard `midas/<os>/lib` directory. In order to have this file (`rmana.o`), the `ROOTSYS` had to be valid at the time of the Midas build too (See [HAVE_HBOOK](#)).
- **HBOOK** (examples/hbookexpt)
 - * The analyzer build requires a Midas core analyzer object file which should be present in the standard `midas/<os>/lib` directory. This file (`hmana.o`) doesn't require any specific library.
 - * The analyzer build requires also at that stage to have access to some of the `cernlib` library files (See [HAVE_HBOOK](#)).
- **Analyzer Lite**
 - * In the case private histogramming or simple analyzed data storage is requested, `ROOT` and `HBOOK` can be disabled by undefining both `HAVE_ROOT` and `HAVE_HBOOK` during the build.
 - * This Lite version doesn't require any reference to the external histogramming package. Removal of specific definition histogram statement, function call from all the demo code ([analyzer.c](#), [adccalib.c](#), [adcsun.c](#)) needs to be done for successful build.
 - * This Lite version will have no option of saving computed data from within the system analyzer framework, therefore this operation has to be performed by the user in the user code (module).

The following [MultiStage Concept](#) section describes in more details the analyzer concept and specific of the operation of the demo.

6.1.1 MultiStage Concept

In order to make data analysis more flexible, a multi-stage concept has been chosen for the analyzer. A raw event is passed through several stages in the analyzer, where each stage has a specific task. The stages read part of the event, analyze it and can add the results of the analysis back to the event. Therefore each stage in the chain can read all results from previous stages. The first stages in the chain typically deal with data calibration ([adccalib.c](#)), while the last stages contain the code which produces "physical" ([adcsun.c](#)) results like particle energies etc. The multi stage concept allows collaborations of people to use standard modules for the calibration stages which ensures that all members deal with the identical calibrated data, while the last stages can be modified by individuals to look at different aspects of the data. The stage system makes use of the MIDAS bank system. Each stage can read existing banks from an event and add

more banks with calculated data. Following picture gives an example of an analyzer consisting of three stages where the first two stages make an ADC and a MWPC calibration, respectively. They add a "Calibrated ADC" bank and a "MWPC" bank which are used by the third stage which calculates angles between particles:

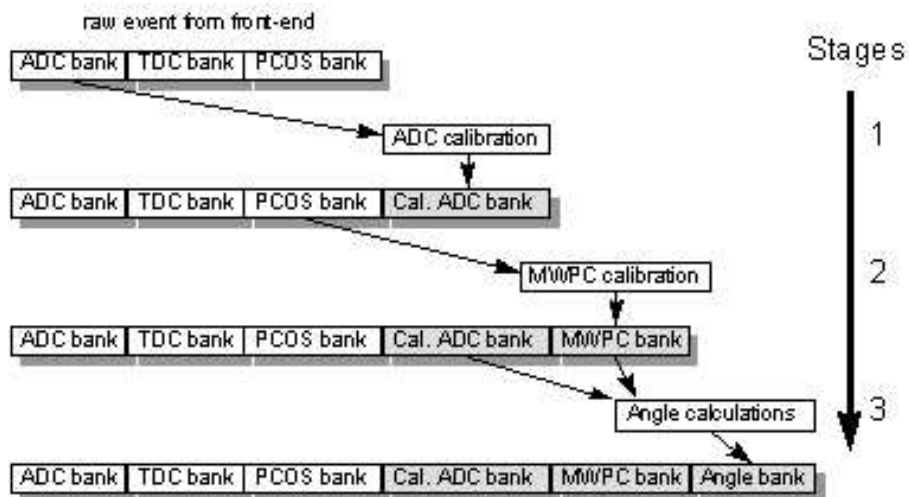


Figure 1: Three stage analyzer.

Since data is contained in MIDAS banks, the system knows how to interpret the data. By declaring new bank name in the `analyzer.c` as possible production data bank, a simple switch in the ODB gives the option to enable the recording of this bank into the result file. The user code for each stage is contained in a "module". Each module has a begin-of-run, end-of-run and an event routine. The BOR routine is typically used to book histograms, the EOR routine can do peak fitting etc. The event routine is called for each event that is received online or off-line.

6.1.1.1 Analyzer parameters Each analyzer has a dedicated directory in the ODB under which all the parameters relative to this analyzer can be accessed. The path name is given from the "Analyzer name" specified in the `analyzer.c` under the `analyzer_name`. In case of concurrent analyzer, make sure that no conflict in name is present. By default the name is "Analyzer".

```

/* The analyzer name (client name) as seen by other MIDAS clients */
char *analyzer_name = "Analyzer";

```

The ODB structure under it has the following fields

```

[host:expt:S]/Analyzer>ls -l

```

Key name	Type	#Val	Size	Last	Opn	Mode	Value
Parameters	DIR						
Output	DIR						
Book N-tuples	BOOL	1	4	1m	0	RWD	y
Bank switches	DIR						
Module switches	DIR						
ODB Load	BOOL	1	4	19h	0	RWD	n
Trigger	DIR						
Scaler	DIR						

- **Parameters** : Created by the analyzer, contains all references to user parameters section.
- **Output** : System directory providing output control of the analyzer results.

```
[local:midas:S]/Analyzer>ls -lr output
```

Key name	Type	#Val	Size	Last	Opn	Mode	Value
Output	DIR						
Filename	STRING	1	256	47h	0	RWD	run01100.root
RWNT	BOOL	1	4	47h	0	RWD	n
Histo Dump	BOOL	1	4	47h	0	RWD	n
Histo Dump Filename	STRING	1	256	47h	0	RWD	his%05d.root
Clear histos	BOOL	1	4	47h	0	RWD	y
Last Histo Filename	STRING	1	256	47h	0	RWD	last.root
Events to ODB	BOOL	1	4	47h	0	RWD	y
Global Memory Name	STRING	1	8	47h	0	RWD	ONLN

- **Filename** : Replay result file name.
- **RWNT** : To be ignored for **ROOT**, N-Tuple Raw-wise data type.
- **Histo Dump** : Enable the saving of the run results (see next field)
- **Histo Dump Filename** : Online Result file name
- **Clear Histos** : Boolean flag to enable the clearing of all histograms at the beginning of each run (online or offline).
- **Last Histo Filename** : Temporary results file for recovery procedure.
- **Event to ODB** : Boolean flag for debugging purpose allowing a copy of the data to be sent to the ODB at regular time interval (1 second).
- **Global Memory Name** : Shared memory name for communication between Midas and HBOOK. To be ignored for **ROOT** as the data sharing is done through a TCP/IP channel.

- **Bank switches** : Contains the list of all declared banks ([BANK_LIST](#) in [analyzer.c](#)) to be enabled for writing to the output result file. By default all the banks are disabled.

```
[local:midas:S]/Analyzer>ls "Bank switches" -l
```

Key name	Type	#Val	Size	Last	Opn	Mode	Value
----------	------	------	------	------	-----	------	-------

ADC0	DWORD	1	4	1h	0	RWD	0
TDC0	DWORD	1	4	1h	0	RWD	0
CADC	DWORD	1	4	1h	0	RWD	0
ASUM	DWORD	1	4	1h	0	RWD	0
SCLR	DWORD	1	4	1h	0	RWD	0
ACUM	DWORD	1	4	1h	0	RWD	0

- **Module switches** : Contains the list of all declared module ([ANA_MODULE](#) in [analyzer.c](#)) to be controlled (by default all modules are enabled)

```
[local:midas:S]/Analyzer>ls "module switches" -l
```

Key name	Type	#Val	Size	Last	Opn	Mode	Value
ADC calibration	BOOL	1	4	1h	0	RWD	y
ADC summing	BOOL	1	4	1h	0	RWD	y
Scaler accumulation	BOOL	1	4	1h	0	RWD	y

- **ODB Load** : Boolean switch to allow retrieval of the entire ODB structure from the input data file. Used only during offline, this option permits to replay the data in the same exact condition as during online. All the ODB parameter settings will be restored to their last value as at the end of the data acquisition of this particular run.
- **Trigger, Scaler** : Subdirectories of all the declared requested event. ([ANALYZE_REQUEST](#) in [analyzer.c](#))
- **BOOK N_tuples** : Boolean flag for booking N-Tuples at the initialization of the module. This flag is specific to the **HBOOK** analyzer.
- **BOOK TTree** : Boolean flag for booking TTree at the initialization of the module. This flag is specific to the **ROOT** analyzer.

6.1.1.2 Analyzer Module parameters Each analyzer module can contain a set of parameters to either control its behavior, . These parameters are kept in the ODB under /Analyzer/Parameters/<module name> and mapped automatically to C structures in the analyzer modules. Changing these values in the ODB can therefore control the analyzer. In order to keep the ODB variables and the C structure definitions matched, the ODBEdit command **make** generates the file [experim.h](#) which contains C structures for all the analyzer parameters. This file is included in all analyzer source code files and provides access to the parameters from within the module file under the name <module name>_param.

- Module name: adc_calib_module (extern [ANA_MODULE](#) adc_calib_module from [analyzer.c](#))
- Module file name: [adccalib.c](#)

- Module structure declaration in [adccalib.c](#):

```

ANA_MODULE adc_calib_module = {
    "ADC calibration",          /* module name          */
    "Stefan Ritt",              /* author                */
    adc_calib,                  /* event routine         */
    adc_calib_bor,              /* BOR routine           */
    adc_calib_eor,              /* EOR routine           */
    adc_calib_init,            /* init routine          */
    NULL,                       /* exit routine          */
    &adccalib_param,           /* parameter structure   */
    sizeof(adccalib_param),     /* structure size        */
    adc_calibration_param_str,  /* initial parameters    */
};

```

- ODB parameter variable in the code: `<module name>_param -> adccalib_param` (from `adc_calib_module`, the `_` is dropped, module is removed)
- ODB parameter path: `/<Analyzer>/Parameters/ADC calibration/` (using the module name from the structure)
- Access to the module parameter:

```

/* subtract pedestal */
for (i = 0; i < N_ADC; i++)
    cadc[i] = (float) ((double) pdata[i] - adccalib_param.pedestal[i] + 0.5);

```

- ODB module parameter declaration

```

[local:midas:S]Parameters>pwd
/Analyzer/Parameters
[local:midas:S]Parameters>ls -lr

```

Key name	Type	#Val	Size	Last Opn	Mode	Value
Parameters	DIR					
ADC calibration	DIR					
Pedestal	INT	8	4	47h	0	RWD
		[0]				174
		[1]				194
		[2]				176
		[3]				182
		[4]				185
		[5]				215
		[6]				202
		[7]				202
Software Gain	FLOAT	8	4	47h	0	RWD
		[0]				1
		[1]				1
		[2]				1
		[3]				1
		[4]				1
		[5]				1
		[6]				1
		[7]				1
Histo threshold	DOUBLE	1	8	47h	0	RWD 20
ADC summing	DIR					

ADC threshold	GLOBAL	ADC Threshold
Global	ADC Threshold	
ADC Threshold		

6.1.1.3 Analyzer Flow chart The general operation of the analyzer can be summarized as follow:

- The analyzer is a Midas client at the same level as the odb or any other Midas [Utilities](#) application.
- When the analyzer is started with the proper argument (experiment, host for remote connection or -i input_file, -o output_file for off-line use), the initialization phase will setup the following items:

1. Setup the internal list of defined module.

```
ANA_MODULE *trigger_module[] = {
    &adc_calib_module,
    &adc_summing_module,
    NULL
};
```

2. Setup the internal list of banks.

```
BANK_LIST ana_trigger_bank_list[] = {

    /* online banks */
    {"ADC0", TID_STRUCT, sizeof(ADC0_BANK), ana_adc0_bank_str}
    ,
    {"TDC0", TID_WORD, N_TDC, NULL}
    , ...
}
```

3. Define the internal event request structure and attaching the corresponding module and bank list.

```
ANALYZE_REQUEST analyze_request[] = {
{"Trigger", /* equipment name */
{1, /* event ID */
TRIGGER_ALL, /* trigger mask */
GET_SOME, /* get some events */
"SYSTEM", /* event buffer */
TRUE, /* enabled */
" ", " ", }
,
NULL, /* analyzer routine */
trigger_module, /* module list */
ana_trigger_bank_list, /* bank list */
1000, /* RWNT buffer size */
TRUE, /* Use tests for this event */
}
, ...
}
```

4. Setup the ODB path for each defined module.
5. Book the defined histograms of each module.
6. Book memory for N-Tuples or TTree.
7. Initialize the internal "hotlinks" to the defined ODB analyzer module parameter path.
 - Once the analyzer is in idle state (for online only), it will wakeup on the transition "Begin-of-Run" and go sequentially through all the modules BOR functions. which generally will ensure proper histogramming booking and possible clearing. It will resume its idle state waiting for the arrival of an event matching one of the event request structure declared during initialization ([analyzer.c](#))
- In case of off-line analysis, once the initialization phase successfully complete, it will go through the BOR and start the event-by-event acquisition.

```

INT analyzer_init()
{
    HNDLE hDB, hKey;
    char str[80];

    RUNINFO_STR(runinfo_str);
    EXP_PARAM_STR(exp_param_str);
    GLOBAL_PARAM_STR(global_param_str);
    TRIGGER_SETTINGS_STR(trigger_settings_str);

    /* open ODB structures */
    cm_get_experiment_database(&hDB, NULL);
    db_create_record(hDB, 0, "/Runinfo", strcomb(runinfo_str));
    db_find_key(hDB, 0, "/Runinfo", &hKey);
    if (db_open_record(hDB, hKey, &runinfo, sizeof(runinfo), MODE_READ, NULL, NULL) !=
        DB_SUCCESS) {
        cm_msg(MERROR, "analyzer_init", "Cannot open \"/Runinfo\" tree in ODB");
        return 0;
    }
}

```

1. When an event is received and matches one the the event request structure, it is passed in sequence to all the defined module for that event request (see in the ANALYZER_REQUEST structure the line containing the comment module list.
 - If some of the module don't need to be invoked by the incoming event, it can be disabled interactively through ODB from the /analyzer/Module switches directory


```

[ladd00:p3a:Stopped]Module switches>ls
ADC calibration                Y
ADC summing                    Y
Scaler accumulation            Y
[ladd00:p3a:Stopped]Module switches>

```
 - if the module switch is enabled, the event will be presented in the module at the defined event-by-event function declared in the module structure ([adccalib.c](#)) in this case the function is [adc_calib\(\)](#).

- The Midas event header is accessible through the pointer **pheader** while the data is located by the pointer **pevent**

```

INT adc_calib(EVENT_HEADER * pheader, void *pevent)
{
    INT i;
    WORD *pdata;
    float *cadc;

    /* look for ADC0 bank, return if not present */
    if (!bk_locate(pevent, "ADC0", &pdata))
        return 1;

```

- Refer to the example found under **examples/experiment** directory for **ROOT** analyzer and **examples/hbookexpt** directory for **HBOOK** analyzer.

6.1.1.4 HBOOK analyzer description (old doc) PAWC_DEFINE(8000000);

This defines a section of 8 megabytes or 2 megawords of share memory for HBOOK/Midas data storage. This definition is found in [analyzer.c](#). In case many histograms are booked in the user code, this value probably has to be increased in order not to crash HBOOK. If the analyzer runs online, the section is kept in shared memory. In case the operating system only supports a smaller amount of shared memory, this value has to be decreased. Next, the file contains the analyzer name

```
char *analyzer_name = "Analyzer";
```

under which the analyzer appears in the ODB (via the ODBEdit command scl). This also determines the analyzer root tree name as /Analyzer. In case several analyzers are running simultaneously (in case of distributed analysis on different machines for example), they have to use different names like Analyzer1 and Analyzer2 which then creates two separate ODB trees /Analyzer1 and /Analyzer2 which is necessary to control the analyzers individually. Following structures are then defined in [analyzer.c](#): runinfo, global_param, exp_param and trigger_settings. They correspond to the ODB trees /Runinfo, /Analyzer/Parameters/Global, /Experiment/Run parameters and /Equipment/Trigger/Settings, respectively. The mapping is done in the [analyzer_init\(\)](#) routine. Any analyzer module (via an extern statement) can use the contents of these structures. If the experiment parameters contain an flag to indicate the run type for example, the analyzer can analyze calibration and data runs differently. The module declaration section in [analyzer.c](#) defines two "chains" of modules, one for trigger events and one for scaler events. The framework calls these according to their order in these lists. The modules of type [ANA_MODULE](#) are defined in their source code file. The enabled flag for each module is copied to the ODB under /Analyzer/Module switches. By setting this flag zero in the ODB, modules can be disabled temporarily. Next, all banks have to be defined. This is necessary because the framework automatically books N-tuples for all banks at startup before any event is received. Online banks which come from the frontend are first defined, then banks created by the analyzer:

```

...
// online banks
{ "ADC0", TID_DWORD, N_ADC, NULL },
{ "TDC0", TID_DWORD, N_TDC, NULL },

// calculated banks
{ "CADC", TID_FLOAT, N_ADC, NULL },
{ "ASUM", TID_STRUCT, sizeof(ASUM_BANK),
  asum_bank_str },

```

The first entry is the bank name, the second the bank type. The type has to match the type which is created by the frontend. The type `TID_STRUCT` is a special bank type. These banks have a fixed length which matches a C structure. This is useful when an analyzer wants to access named variables inside a bank like `asum_bank.sum`. The third entry is the size of the bank in bytes in case of structured banks or the maximum number of items (not bytes!) in case of variable length banks. The last entry is the ASCII representation of the bank in case of structured banks. This is used to create the bank on startup under `/Equipment/Trigger/Variables/<bank name>`.

The next section in `analyzer.c` defines the `ANALYZE_REQUEST` list. This determines which events are received and which routines are called to analyze these events. A request can either contain an "analyzer routine" which is called to analyze the event or a "module list" which has been defined above. In the latter case all modules are called for each event. The requests are copied to the ODB under `/Analyzer/<equipment name>/Common`. Statistics like number of analyzed events is written under `/Analyzer/<equipment name>/Statistics`. This scheme is very similar to the frontend Common and Statistics tree under `/Equipment/<equipment name>/`. The last entry of the analyzer request determines the HBOOK buffer size for online N-tuples. The `analyzer_init()` and `analyzer_exit()` routines are called when the analyzer starts or exits, while the `ana_begin_of_run()` and `ana_end_of_run()` are called at the beginning and end of each run. The `ana_end_of_run()` routine in the example code writes a run log file `runlog.txt` which contains the current time, run number, run start time and number of received events.

If more parameters are necessary, perform the following procedure:

1. modify/add new parameters in the current ODB.

```

[host:expt:S]ADC calibration>set Pedestal[9] 3
[host:expt:S]ADC calibration>set "Software Gain[9]" 3
[host:expt:S]ADC calibration>create double "Upper threshold"
[host:expt:S]ADC calibration>set "Upper threshold" 400
[host:expt:S]ADC calibration>ls -lr

```

Key name	Type	#Val	Size	Last Opn	Mode	Value
ADC calibration	DIR					
Pedestal	INT	10	4	2m	0	RWD
		[0]				174
		[1]				194
		[2]				176
		[3]				182


```

db_create_record(hDB, 0, str, strcmp(global_param_str));
db_find_key(hDB, 0, str, &hKey);
if (db_open_record(hDB, hKey, &global_param
    , sizeof(global_param), MODE_READ, NULL, NULL) != DB_SUCCESS) {
    cm_msg(MERROR, "analyzer_init", "Cannot open \"%s\" tree in ODB", str);
    return 0;
}

```

3. Declare the parameter **extern** in the required module

```

---> adccalib.c
...
extern GLOBAL_PARAM  global_param;
...

```

6.1.1.5 Online usage with PAW Once the analyzer is build, run it by entering: **analyzer [-h <host name>] [-e <exp name>]**

where <host name> and <exp name> are optional parameters to connect the analyzer to a remote back-end computer. This attaches the analyzer to the ODB, initializes all modules, creates the PAW shared memory and starts receiving events from the system buffer. Then start PAW and connect to the shared memory and display its contents

```

PAW > global_s onln
PAW > hist/list
  1  Trigger
  2  Scaler
1000 CADC00
1001 CADC01
1002 CADC02
1003 CADC03
1004 CADC04
1005 CADC05
1006 CADC06
1007 CADC07
2000 ADC sum

```

For each equipment, a N-tuple is created with a N-tuple ID equal to the event ID. The CADC histograms are created from the [adc_calib_bor\(\)](#) routine in [adccalib.c](#). The N-tuple contents is derived from the banks of the trigger event. Each bank has a switch under /Analyzer/Bank switches. If the switch is on (1), the bank is contained in the N-tuple. The switches can be modified during runtime causing the N-tuples to be rebooked. The N-tuples can be plotted with the standard PAW commands:

```

PAW > nt/print 1
...
PAW > nt/plot 1.sum
PAW > nt/plot 1.sum cadc0>3000

```

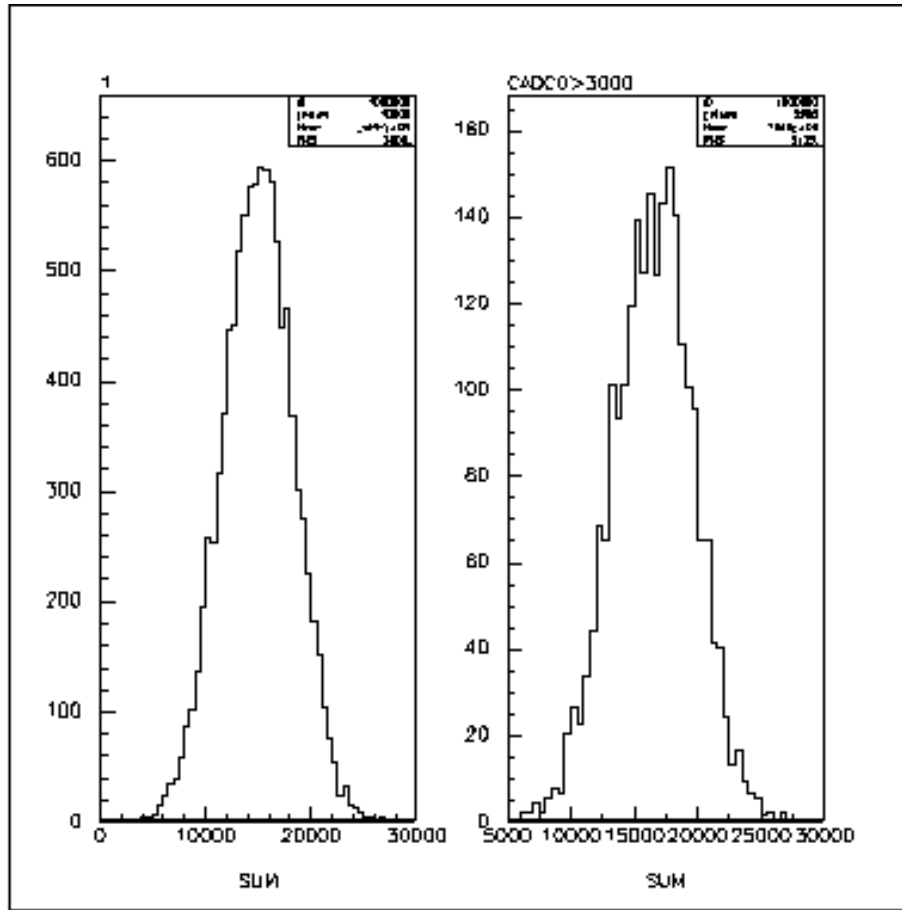



Figure 2: PAW output for online N-tuples.

While histograms contain the full statistics of a run, N-tuples are kept in a ring-buffer. The size of this buffer is defined in the [ANALYZE_REQUEST](#) structure as the last parameter. A value of 10000 creates a buffer which contains N-tuples for 10000 events. After 10000 events, the first events are overwritten. If the value is increased, it might be that the PAWC size (PAWC_DEFINE in [analyzer.c](#)) has to be increased, too. An advantage of keeping the last 10000 events in a buffer is that cuts can be made immediately without having to wait for histograms to be filled. On the other hand care has to be taken in interpreting the data. If modifications in the hardware are made during a run, events which reflect the modifications are mixed with old data. To clear the ring-buffer for a N-tuple or a histogram during a run, the ODBEdit command **[local]/>hi analyzer <id>**

where <id> is the N-tuple ID or histogram ID. An ID of zero clears all histograms but no N-tuples. The analyzer has two more ODB switches of interest when running on-

line. The `/Analyzer/Output/Histo Dump` flag and `/Analyzer/Output/Histo Dump File-name` determine if HBOOK histograms are written after a run. This file contains all histograms and the last ring-buffer of N-tuples. It can be read in with PAW:

```
PAW >hi/file 1 run00001.rz 8190
PAW > ldir
```

The `/Analyzer/Output/Clear histos` flag tells the analyzer to clear all histograms and N-tuples at the beginning of a run. If turned off, histograms can be accumulated over several runs.

6.1.1.6 Offline usage with PAW The analyzer can be used for off-line analysis without recompilation. It can read from MIDAS binary files (*.mid), analyze the data the same way as online, and write the result to an output file in MIDAS binary format, ASCII format or HBOOK RZ format. If written to a RZ file, the output contains all histograms and N-tuples as online, with the difference that the N-tuples contain all events, not only the last 10000. The contents of the N-tuples can be a combination of raw event data and calculated data. Banks can be turned on and off in the output via the `/Analyzer/Bank` switches flags. Individual modules can be activated/deactivated via the `/Analyzer/Module` switches flags.

The RZ files can be analyzed and plotted with PAW. Following flags are available when the analyzer is started off-line:

- `-i [filename1] [filename2] ...` Input file name(s). Up to ten different file names can be specified in a `-i` statement. File names can contain the sequence `"%05d"` which is replaced with the current run number in conjunction with the `-r` flag. Following filename extensions are recognized by the analyzer: `.mid` (MIDAS binary), `.asc` (ASCII data), `.mid.gz` (MIDAS binary gnu-zipped) and `.asc.gz` (ASCII data gnu-zipped). Files are un-zipped on-the-fly.
- `-o [filename]` Output file name. The file names can contain the sequence `"%05d"` which is replaced with the current run number in conjunction with the `-r` flag. Following file formats can be generated: `.mid` (MIDAS binary), `.asc` (ASCII data), `.rz` (HBOOK RZ file), `.mid.gz` (MIDAS binary gnu-zipped) and `.asc.gz` (ASCII data gnu-zipped). For HBOOK files, CWNT are used by default. RWNT can be produced by specifying the `-w` flag. Files are zipped on-the-fly.
- `-r [range]` Range of run numbers to be analyzed like `-r 120 125` to analyze runs 120 to 125 (inclusive). The `-r` flag must be used with a `"%05d"` in the input file name.
- `-n [count]` Analyze only count events. Since the number of events for all event types is considered, one might get less than count trigger events if some scaler or other events are present in the data.
- `-n [first] [last]` Analyze only events with serial numbers between first and last.

- -n [first] [last] [n] Analyze every n-th event from first to last.
- -c [filename1] [filename2] ... Load configuration file name(s) before analyzing a run. File names may contain a "%05d" to be replaced with the run number. If more than one file is specified, parameters from the first file get superseded from the second file and so on. Parameters are stored in the ODB and can be read by the analyzer modules. They are conserved even after the analyzer has stopped. Therefore, only parameters which change between runs have to be loaded every time. To set a parameter like /Analyzer/Parameters/ADC summing/offset one would load a configuration file which contains:

```
[Analyzer/Parameters/ADC summing]
Offset = FLOAT : 123
```

Loaded parameters can be inspected with ODBEdit after the analyzer has been started.

- -p [param=value] Set individual parameters to a specific value. Overrides any setting in configuration files. Parameter names are relative to the /Analyzer/Parameters directory. To set the key /Analyzer/Parameters/ADC summing/offset to a specific value, one uses -p "ADC summing/offset"=123. The quotation marks are necessary since the key name contains a blank. To specify a parameter which is not under the /Analyzer/Parameters tree, one uses the full path (including the initial "/") of the parameter like -p "/Experiment/Run Parameters/Run mode"=1.
- -w Produce row-wise N-tuples in output RZ file. By default, column-wise N-tuples are used.
- -v Convert only input file to output file. Useful for format conversions. No data analysis is performed.
- -d Debug flag when started the analyzer from a debugger. Prevents the system to kill the analyzer when the debugger stops at a breakpoint.

6.2 Data format

[Utilities](#) - [Top](#) - [Supported hardware](#)

Midas supports two different data format so far. A possible new candidate would be the NeXus format, but presently no implementation has been developed.

- [Midas format](#)
- [YBOS format](#)

6.2.1 Midas format

Special formats are used in MIDAS for the event header, banks and when writing to disk or tape. This appendix explains these formats in detail. Each event carries a 16-byte header. The header is generated by the front-end with the `bm_compose_event()` routine and is used by consumers to distinguish between different events. The header is defined in the `EVENT_HEADER` structure in `midas.h`. It has following structure:

Event and bank headers with data block.

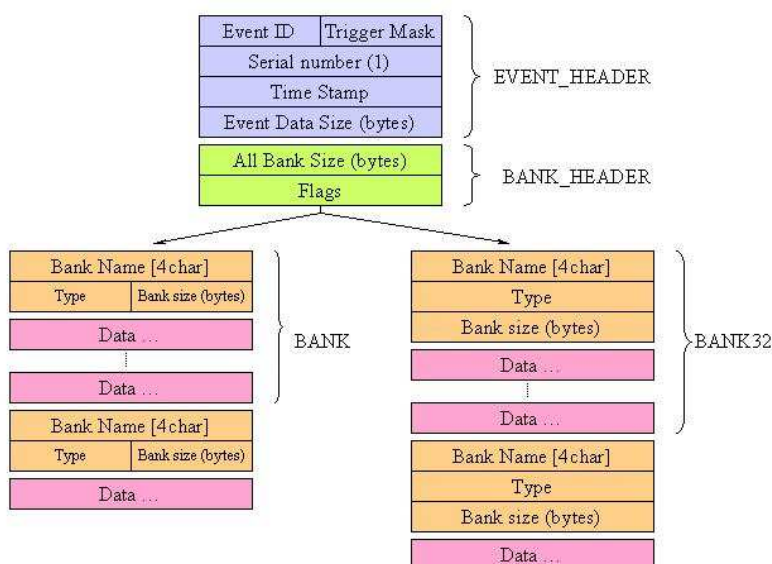


Figure 3: Event and bank headers with data block.

The event ID describes the type of event. Usually 1 is used for triggered events, 2 for scaler events, 3 for HV events etc. The trigger mask can be used to describe the sub-type of an event. A trigger event can have different trigger sources like "physics event", "calibration event", "clock event". These trigger sources are usually read in by the front-end in a pattern unit. Consumers can request events with a specific triggering mask. The serial number starts at one and is incremented by the front-end for each event. The time stamp is written by the front-end before an event is read out. It uses the `time()` function which returns the time in seconds since 1.1.1970 00:00:00 UTC. The data size contains the number of bytes that follows the event header. The data area of the event can contain information in any user format, although only certain formats

are supported when events are copied to the ODB or written by the logger in ASCII format. Event headers are always kept in the byte ordering of the local machine. If events are sent over the network between computers with different byte ordering, the event header is swapped automatically, but not the event contents.

- [Bank Format] Events in MIDAS format contain "MIDAS banks". A bank is a substructure of an event and can contain only one type of data, either a single value or an array of values. Banks have a name of exactly four characters, which are treated, as a bank ID. Banks in an event consist of a global bank header and an individual bank header for each bank. Following picture shows a MIDAS event containing banks:

The "data size total" is the size in bytes of all bank headers and bank data. Flags are currently not used. The bank header contains four characters as identification, a bank type that is one of the TID_XXX values defined in [midas.h](#), and the data size in bytes. If the byte ordering of the contents of a complete event has to be swapped, the routine [bk_swap\(\)](#) can be used.

- [Tape Format] Events are written to disk files without any reformatting. For tapes, a fixed block size is used. The block size TAPE_BUFFER_SIZE is defined in [midas.h](#) and usually 32kB. Three special events are produced by the system. A begin-of-run (BOR) and end-of-run (EOR) event is produced which contains an ASCII dump of the ODB in its data area. Their IDs are 0x8000 (BOR) and 0x8001 (EOR). A message event (ID 0x8002) is created if Log messages is enabled in the logger channel setting. The message is contained in the data area as an ASCII string. The BOR event has the number MIDAS_MAGIC (0x494d or 'MI') as the trigger mask and the current run number as the serial number. A tape can therefore be identified as a MIDAS formatted tape. The routine [tape_copy\(\)](#) in the utility [mtape.c](#) is an example of how to read a tape in MIDAS format.

6.2.2 YBOS format

As mentioned earlier the YBOS documentation is available at the following URL address: [Ybos site](#) Originally YBOS is a collection of FORTRAN functions which facilitate the manipulation of group of data. It also describes a mode of encoding/storing data in an organized way. YBOS defines specific ways for:

- Gathering related data (bank structure).
- Gathering banks structure (logical record).
- Gathering/Writing/Reading logical record from/to storage device such as disk or tape. (Physical record).

YBOS is organized on a 4-byte alignment structure.

The YBOS library function provides all the tools for manipulation of the above mentioned elements in a independent Operating System like. But the implementation of the YBOS part in Midas does not use any reference to the YBOS library code. Instead only the strict necessary functions have to be re-written in C and incorporated into the Midas package. This has been motivated by the fact that only a sub-set of function is essential to the operation of:

- The front-end code: for the composition of the YBOS event (bank structure, logical record).
- The data logger: for writing data to storage device (physical record).

This Midas/YBOS implementation restricts the user to a subset of the YBOS package only for the front-end part. It doesn't prevent him/her to use the full YBOS library for stand alone program accessing data file written by Midas.

The YBOS implementation under Midas has the following restrictions:

- Single leveled bank structures only (no recursive bank allowed).
- Bank structure of the following type: ASCII, BINARY, WORD, DOUBLE WORD, IEEE FLOATING.
- No mixed data type bank structure allowed.
- Logical Record format (Event Format) In the YBOS terminology a logical record refers to a collection of YBOS bank while in the Midas front-end, it can be referred to as an event. The logical record consists of a logical record length of a 32bit-word size followed by a single or collection of YBOS bank. The logical record length counts the number of double word (32bit word) composing the record without counting itself.

YBOS uses "double word" unit for all length references.

- [Bank Format] The YBOS bank is composed of a bank header 5 double long words followed by the data section which has to end on a 4 bytes boundary.

Ybos Event and bank headers with data block.

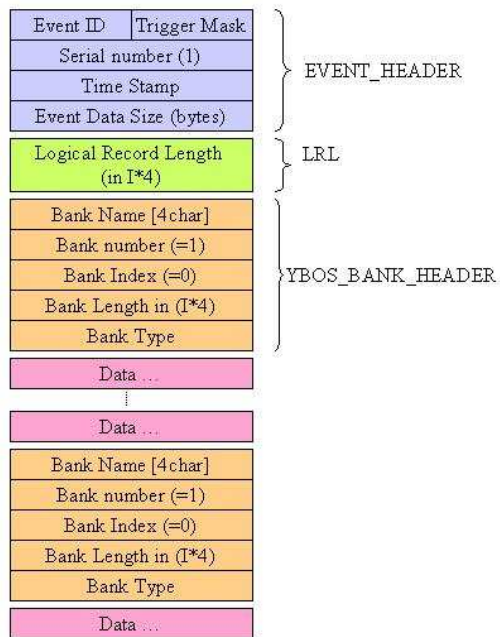


Figure 4: Ybos Event and bank headers with data block.

The bank length parameter corresponds to the size of the data section in double word count + 1. The supported bank type are defined in the [ybos.h](#) file see [YBOS Bank Types](#).

- [Physical Record (Tape/Disk Format)] The YBOS physical record structure is based on a fixed block size (8190 double words) composed of a physical record header followed by data from logical records.

Ybos Physical record structure with data block.

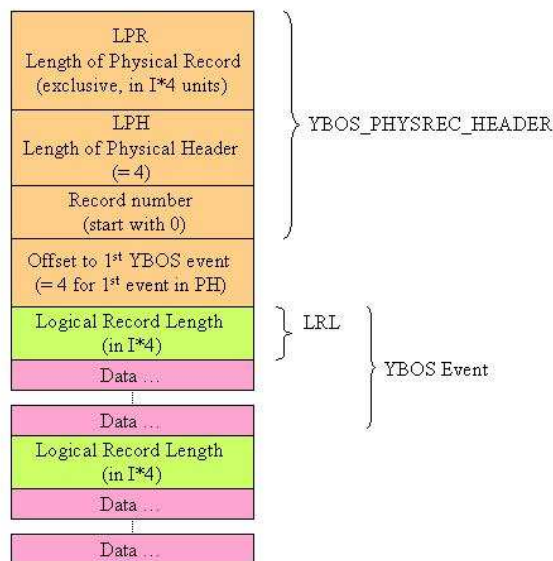


Figure 5: Ybos Physical record structure with data block..

The Offset is computed with the following rules:

- If the logical record fits completely in the space of the physical record, the offset value in the physical record header will be 4.
- If the block contains first the left over fragment of the previous event started in the previous block, the offset will be equal to the length of the physical record header + the left over fragment size.
- If the logical record extent beyond a full block, the offset will be set to -1.
- The mark of the end of file is defined with a logical record length set to -1.

[Utilities](#) - [Top](#) - [Supported hardware](#)

6.3 Supported hardware

[Data format](#) - [Top](#) - [CAMAC and VME access function call](#)

The driver library is continuously extended to suit the needs of various experiments based on the selected hardware modules. Not all commercially available modules are

included as we don't have all the modules in hand. But you're more than welcome to contribute by providing your driver code if the module that you're using is not yet listed.

The **/drivers** directory is subdivided in several directories which refers to either the type of bus ie: CAMAC, FastBus, VME, PCI, USB or type of software layer such as Class, Device, Bus.

The software layers sections are used in particular for **Slow Control System**. Example are available in the distribution under **examples/slowcont/frontend.c** including the **hv** and **multi** class with the **nulldev** device and **null** bus driver. Note: not all the device drivers implement the triple layer (Class,Device,Bus) as some include directly the hardware calls in the device layer. Please contact **midas** for specific support or for submitting new drivers.

Non exhaustive Drivers/ directory structure

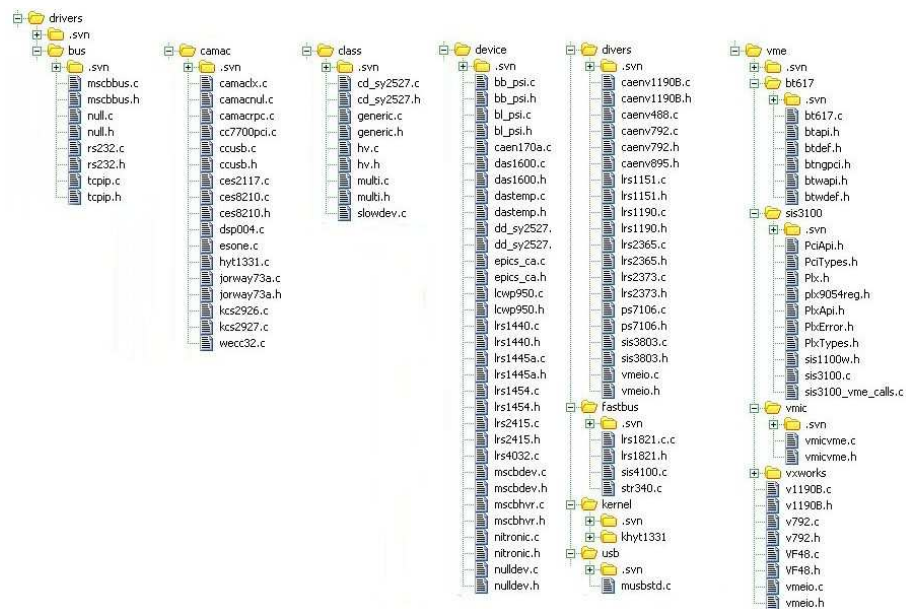


Figure 6: Drivers/ directory structure

- **CAMAC drivers** This section is slowly getting obsolete. But still some ISA and PCI interface are in use. Most recent development is the USB/CAMAC interface from Wiener (**CCUSB**). While this interface permits **CAMAC Command Stacks** this option is not yet supported by the Midas API limiting the access speed of a R/W 24bit cycle to ~360us!

- [VME drivers](#) The VME API has been revisited for a better function call set. Not all the hardware modules have been ported to this new scheme. DMA and Interrupt support have been included. The main hardware support is for the SBS PCI/VME, SIS PCI/VME, VMIC processor.
- [USB drivers](#) USB is getting popular in particular for the [MSCB](#) system. Following the same concept as for the CAMAC and VME, the [musbstd.h/c](#) is available for USB access.
- [GPIB drivers](#)
- [Other drivers](#) This include the TCP/IP, Serial access layer.

6.3.1 CAMAC drivers

The CAMAC drivers can be used in different configuration and may have special behaviors depending on the type of hardware involved. Below are summarized some remarks about these particular hardware modules.

- CAMAC controllers
 - [hyt1331.c] This interface uses an ISA board to connect to the crate controller. This card implement a "fast" readout cycle by re-triggering the CAMAC read at the end of the previous one. This feature is unfortunately not reliable when fast processor is used. Wrong returned data can be expected when CPU clocks is above 250MHz. Attempt on "slowing down" the IO through software has not guaranteed perfect result. Contact has been taken with HYTEC in order to see if possible fix can be applied to the interface. First revision of the PC-card PAL has been tested but did not show improvement. CVS version of the hyt1331.c until 1.2 contains "fast readout cycle" and should not be trusted. CVS 1.3 driver revision contains a patch to this problem. In the mean time you can apply your own patch (see [Frequently Asked Questions](#)) and also [Hytec](#))
 - [**hyt1331.c Version** **>= 1.8.3**] This version has been modified for 5331 PCI card support running under the [dio task](#).
 - [**khyt1331.c Version** **>= 1.8.3**] A full Linux driver is available for the 5331 PCI card interfacing to the hyt1331. The kernel driver has been written for the Linux kernel 2.4.2, which comes with RedHat 7.1. It could be ported back to the 2.2.x kernel because no special feature of 2.4.x are used, although many data structures and function parameters have changed between 2.2 and 2.4, which makes the porting a bit painful. The driver supports only one 5331 card with up to four CAMAC crates.

- [kcs292x.c] The 2926 is an 8 bit ISA board, while the 2927 is a 16bit ISA board. An equivalent PCI interface (2915) exists but is not yet supported by Midas (See [KCS](#)). No support for Windows yet.
Both cards can be used also through a proper Linux driver *camac1x.c*. This requires to first load a module *camac-kcs292x.o*. This software is available but not part of the Midas distribution yet. Please contact [midas](#) for further information.
- [wecc32.c] The CAMAC crate controller CC32 interface to a PCI card... you will need the proper Linux module... Currently under test. Windows-NT and W95 drivers available but not implemented under Midas. (see [CC32](#))
- [dsp004.c] The dsp004 is an 8 bit ISA board PC interface which connect to the PC6002 CAMAC crate controller. This module is not being manufactured anymore, but somehow several labs still have that controller in use.
- [ces8210.c] The CAMAC crate controller CBD8210 interface is a VME module to give access up to 7 CAMAC crate. In conjunction with the [mvmestd.h](#) and [mcstd.h](#), this driver can be used on any Midas/VME interface.
- [jorway73a.c] The CAMAC crate controller Jorway73a is accessed through SCSI commands. This driver implement the [mcstd.h](#) calls.

- CAMAC drivers

- [camacnul.c] Handy fake CAMAC driver for code development.
- [camacrpc.c] Remote Procedure Call CAMAC driver used for accessing the CAMAC server part of the standard Midas frontend code. This driver is used for example in the [mcnaf task](#), [mhttpd task](#) utilities.

6.3.2 VME drivers

The VME modules drivers can be interfaced to any type of PCI/VME controller. This is done by dedicated Midas VME Standard calls from the [mvmestd.h](#) files.

- PCI/VME interface

- [sis1100.c] PCI/VME with optical fiber link. Driver is under development (March 2002). (see [SIS](#)).
- [bt617.c] Routines for accessing VME over SBS Bit3 Model 617 interface under Windows NT using the NT device driver Model 983 and under Linux using the vmehb device driver. The VME calls are implemented for the "mvmestd" Midas VME Standard. (see [Bit3](#)).

- [wevmemm.c] PCI/VME Wiener board supported. (see [Wiener PCI](#)).
- [vxVME.c] mvmestd implementation for VxWorks Operating System. Does require cross compiler for the VxWorks target hardware processor and proper WindRiver license.
- VME modules
 - [lrs1190.c] LeCroy Dual-port memory ECL 32bits.
 - [lrs1151.c] LeCroy 16 ECL 32bits scalers.
 - [lrs2365.c] LeCroy Logic matrix.
 - [lrs2373.c] LeCroy Memory Lookup unit.
 - [sis3700.c] SIS FERA Fifo 32 bits.
 - [sis3801.c] SIS MultiChannel Scalers 32 channels.
 - [sis3803.c] SIS Standard 32 Scalers 32 bits.
 - [ps7106.c] Phillips Scientific Discriminator.
 - [ces8210.c] CES CAMAC crate controller.
 - [vmeio.c] Triumf VMEIO General purpose I/O 24bits.

6.3.3 USB drivers

This section is under development for the Wiener USB/CAMAC CCUSB controller. Support for Linux and XP is under development. Please contact [midas](#) for further information.

For GPIB Linux support please refer to [The Linux Lab Project](#)

6.3.4 GPIB drivers

There is no specific GPIB driver part of the Midas package. But GPIB is used at Triumf under WindowsNT for several Slow Control frontends. The basic GPIB DLL library is provided by [National Instrument](#). Please contact [midas](#) for further information.

For GPIB Linux support please refer to [The Linux Lab Project](#)

6.3.5 Other drivers

- **[Serial driver]** rs232.c communication routines.
- **[Network driver]** tcpip.c/h TCP/IP socket communication routines.
- **[SCSI driver]** Support for the jorway73a SCSI/CAMAC controller under Linux has been done by Greg Hackman (see [CAMAC drivers](#)).

[Data format](#) - [Top](#) - [CAMAC and VME access function call](#)

6.4 CAMAC and VME access function call

[Supported hardware](#) - [Top](#) - [Midas build options and operation considerations](#)

Midas defines its own set of CAMAC, VME and FASTBUS calls in order to unify the different hardware modules that it supports. This interface method permits to be totally hardware as well as OS **independent**. The same user code developed on a system can be used as a template for another application on a different operating system.

While the file [mcstd.h](#) (Midas Camac Standard) provides the interface for the CAMAC access, the file [vmestd.h](#) (Midas VME Standard) is for the VME access. An extra CAMAC interface built on the top of **mcstd** provides the ESONE standard CAMAC calls ([esone.c](#)).

Refers to the corresponding directories under **/drivers** to find out what module of each family is already supported by the current Midas distribution. /drivers/divers contains older drivers which has not yet been converted to the latest API.

6.4.1 Midas CAMAC standard functions

Please refer to [mcstd.h](#) for function description.

6.4.2 ESONE CAMAC standard functions

Not all the functionality of ESONE standard have been fully tested

Please refer to [esone.c](#) for function description.

6.4.3 Midas VME standard functions

This API provides basic VME access through a **simple** set of functions. Refer to [mvmestd.h](#) for more specific information. [mvme_open\(\)](#) contains a general access code sample summarizing most of the mvme commands.

6.4.4 Computer Busy Logic

A "computer busy logic" has to be implemented for a front-end to work properly. The reason for this is that some ADC modules can be re-triggered. If they receive more than one gate pulse before being read out, they accumulate the input charge that leads to wrong results. Therefore only one gate pulse should be sent to the ADC's, additional pulses must be blocked before the event is read out by the front-end. This operation is usually performed by a latch module, which is set by the trigger signal and reset by the computer after it has read out the event:

The output of this latch is shaped (limited in its pulse width to match the ADC gate width) and distributed to the ADC's. This scheme has two problems. The computer generates the reset signal, usually by two CAMAC output functions to a CAMAC IO unit. Therefore the duration of the pulse is a couple of ms. There is a non-negligible probability that during the reset pulse there is another hardware trigger. If this happens and both inputs of the latch are active, its function is undefined. Usually it generates several output pulses that lead to wrong ADC values. The second problem lies in the fact that the latch can be just reset when a trigger input is active. This can happen since trigger signals usually have a width of a few tens of nanoseconds. In this case the latch output signal does not carry the timing of the trigger signal, but the timing of the reset signal. The wrong timing of the output can lead to false ADC and TDC signals. To overcome this problem, a more elaborate scheme is necessary. One possible solution is the use of a latch module with edge-sensitive input and veto input. At PSI, the module "D. TRIGGER / DT102" can be used. The veto input is also connected to the computer:

Latched trigger layout.

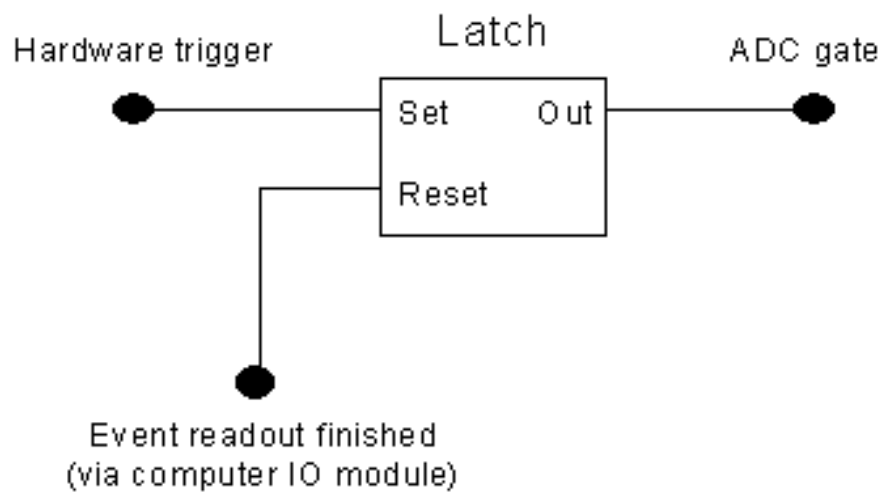


Figure 7: Latched trigger layout.

To reset this latch, following bit sequence is applied to the computer output (signals are displayed active low):

Improved Latched trigger layout.

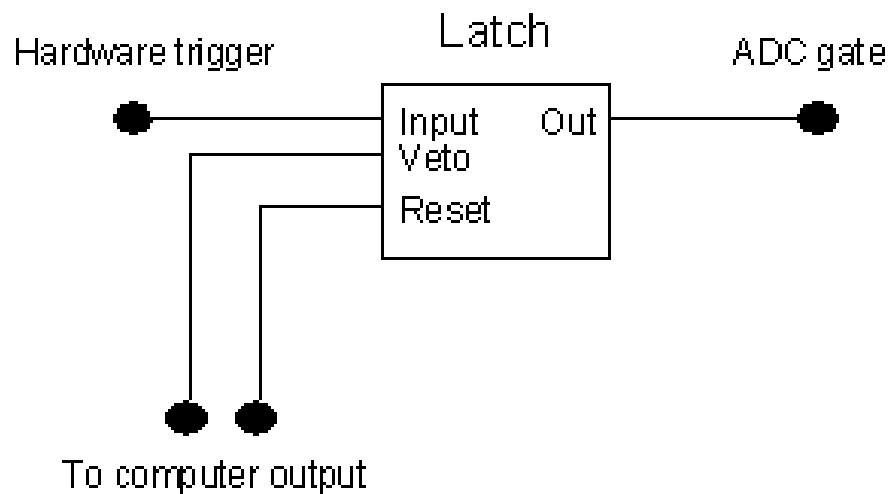


Figure 8: Improved Latched trigger layout.

The active veto signal during the reset pulse avoids that the latch can receive a "set" and a "reset" simultaneously. The edge sensitive input ensures that the latch can only trigger on a leading edge of a trigger signal, not on the removing of the veto signal. This ensures that the timing of the trigger is always carried at the ADC/TDC gate signal.

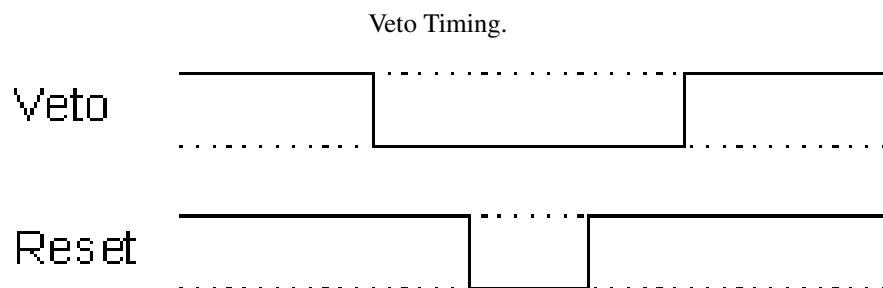


Figure 9: Veto Timing.

[Supported hardware](#) - [Top](#) - [Midas build options and operation considerations](#)

6.5 Midas build options and operation considerations

[CAMAC and VME access function call](#) - [Top](#) - [Midas Code and Libraries](#)

The section covers the [Building Options](#) for customization of the DAQ system as well as the different [Environment variables](#) options for its operation.

6.5.1 Building Options

- By default Midas is build with a minimum of pre-compiler flags. But the Make-file contains options for the user to apply customization by enabling internal options already available in the package.
 - [YBOS_VERSION_3_3](#) , [EVID_TWIST](#) , [INCLUDE_FTPLIB](#) , [INCLUDE_ZLIB](#) , [SPECIFIC_OS_PRG](#)
- Other flags are available at the application level:
 - [HAVE_CAMAC](#) , [HAVE_ROOT](#) , [HAVE_HBOOK](#) , [HAVE_MYSQL](#) , [USE_EVENT_CHANNEL](#) , [DM_DUAL_THREAD](#) , [USE_INT](#)
- By default the midas applications are built for use with dynamic library **libmidas.so**. If static build is required the whole package can be built using the option **static**.


```
> make static
```

- The basic Midas package builds without external package library reference. But it does try to build an extra core analyzer application to be used in conjunction with ROOT if \$ROOTSYS is found. This is required ONLY if the examples/experiment makefile is used for generating a complete Midas/ROOT analyzer application.
- In case of HBOOK/PAW analyzer application, the build should be done from examples/hbookexpt directory and the environment variable CERNLIB_PACK should be pointing to a valid cernpacklib.a library.
- For development it could be useful to build individual application in static. This can be done using the **USERFLAGS** option such as:

```
> rm linux/bin/mstat; make USERFLAGS=-static linux/bin/mstat
```

- The current OS support is done through fix flag established in the general Makefile . Currently the OS supported are:
 - **OS_OSF1** , **OS_ULTRIX** , **OS_FREEBSD** , **OS_LINUX** , **OS_SOLARIS**.
- For **OS_IRIX** please contact Pierre. The **OS_VMS** is not included in the Makefile as it requires a particular makefile and since several years now the VMS support has been dropped.

```
OSFLAGS = -DOS_LINUX ...
```

- **OSFLAGS [2.0.0]** For 32 bit built, the OSFLAGS should contains the -m32. By default this flag is not enabled. It has to be applied to the Makefile for the frontend examples too.

```
# add to compile midas in 32-bit mode  
# OSFLAGS += -m32
```

- Other OS supported are:
 - **OS_WINNT** : See file makefile.nt.
 - **OS_VXWORKS** : See file makefile.ppc_tri.

6.5.2 USERFLAGS

This flag can be used at the command prompt for individual application built.

```
make USERFLAGS=-static linux/bin/mstat
```

6.5.3 MIDAS_PREF_FLAGS

This flag is for internal global Makefile preference. Included in the **OSFLAGS**.

```
MIDAS_PREF_FLAGS = -DYBOS_VERSION_3_3 -DEVID_TWIST
```

6.5.4 HAVE_CAMAC

This flag enable the CAMAC RPC service within the frontend code. The application [mcnaf task](#) and the web [CNAF page](#) are by default not CAMAC enabled (HAVE_CAMAC undefined).

6.5.5 HAVE_ROOT

This flag is used for the midas [analyzer task](#) in the case **ROOT** environment is required. An example of the makefile resides in **examples/experiment/Makefile**. This flag is enabled by the presence of a valid **ROOTSYS** environment variable. In the case **ROOTSYS** is not found the analyzer is build without **ROOT** support. In this later case, the application [rmidas task](#) will be missing. refer to [MIDAS Analyzer](#) for further details.

6.5.6 HAVE_HBOOK

This flag is used for **examples/hbookexpt/Makefile** for building the midas [analyzer task](#) against **HBOOK** and **PAW**. The path to the cernlib is requested and expected to be found under /cern/pro/lib (see makefile). This can always be overwritten during the makefile using the following command:

```
make CERNLIB_PACK=<your path>/libpacklib.a
```

6.5.7 HAVE_MYSQL

This flag is used for the [mlogger task](#) to building the application with *mySQL* support. The build requires to have access to the mysql include files as well as the mysql library.

- For operation of the analyzer **without** **HBOOK** or **ROOT**, refer to [MIDAS Analyzer](#) for further details.

6.5.8 SPECIFIC_OS_PRG

This flag is for internal Makefile preference. Used in particular for additional applications build based on the OS selection. In the example below [mspeaker](#), [mlxspeaker tasks](#) and [dio task](#) are built only under OS_LINUX.

```
SPECIFIC_OS_PRG = $(BIN_DIR)/mlxspeaker_task $(BIN_DIR)/dio_task
```

6.5.9 INCLUDE_FTPLIB

FTP support "INCLUDE_FTPLIB" Application such as the [mlogger task](#), [lazylogger task](#) can use the ftp channel for data transfer.

6.5.10 INCLUDE_ZLIB

The applications [lazylogger task](#), [mdump task](#) can be built with **zlib.a** in order to gain direct access to the data within a file with extension **mid.gz** or **ybs.gz**. By default this option is disabled except for the system analyzer core code **mana.c**.

```
make USERFLAGS=-DINCLUDE_ZLIB linux/lib/ybos.o
make USERFLAGS=-static linux/bin/mdump
```

6.5.11 YBOS_VERSION_3_3

The default built for ybos support is version 4.0. If lower version is required include **YBOS_VERSION_3_3** during compilation of the [ybos.c](#)

```
make USERFLAGS=-DYBOS_VERSION_3_3 linux/lib/ybos.o
```

6.5.12 DM_DUAL_THREAD

Valid only under VxWorks. This flag enable the dual thread task when running the frontend code under VxWorks. The main function calls are the dm_xxxx in [midas.c](#) (Contact Pierre for more information).

6.5.13 USE_EVENT_CHANNEL

To be used in conjunction with the [DM_DUAL_THREAD](#).

6.5.14 USE_INT

In [mfe.c](#). Enable the use of interrupt mechanism. This option is so far only valid under VxWorks Operating system. (Contact Stefan or Pierre for further information).

6.5.15 Environment variables

Midas uses a several environment variables to facilitate the different application startup.

6.5.15.1 MIDASSYS From version 1.9.4 this environmental variable is required. It should point to the main path of the installed Midas package. The application odbedit will generate a warning message in the case this variable is not defined.

6.5.15.2 MIDAS_EXPTAB This variable specify the location of the **exptab** file containing the predefined midas experiment. The default location is for OS_UNIX: /etc, /. For OS_WINNT: \system32, \system.

6.5.15.3 MIDAS_SERVER_HOST This variable predefines the names of the host on which the Midas experiment shared memories are residing. It is needed when connection to a remote experiment is requested. This variable is valid for Unix as well as Windows OS.

6.5.15.4 MIDAS_EXPT_NAME This variable predefines the name of the experiment to connect by default. It prevents the requested application to ask for the experiment name when multiple experiments are available on the host or to add the -e <expt_name> argument to the application command. This variable is valid for Unix as well as Windows OS.

6.5.15.5 MIDAS_DIR This variable predefines the LOCAL directory path where the shared memories for the experiment are located. It supersedes the host_name and the expt_name as well as the [MIDAS_SERVER_HOST](#) and [MIDAS_EXPT_NAME](#) as a given directory path can only refer to a single experiment.

6.5.15.6 MCHART_DIR This variable is ... for later... This variable is valid only under Linux as the -D is not supported under WindowsXX

[CAMAC and VME access function call](#) - [Top](#) - [Midas Code and Libraries](#)

6.6 Midas Code and Libraries

[Midas build options and operation considerations](#) - [Top](#) - [Frequently Asked Questions](#)

This section covers several aspect of the Midas system.

- [State Codes & Transition Codes](#)
- [Midas Data Types](#)
 - [Midas bank examples](#)
- [YBOS Bank Types](#)
 - [YBOS bank examples](#)
- [Midas Code and Libraries](#)

6.6.1 State Codes & Transition Codes

- State Codes : These number will be apparent in the ODB under the [ODB /RunInfo Tree](#).

- STATE_STOPPED
 - STATE_PAUSED
 - STATE_RUNNING
- Transition Codes These number will be apparent in the ODB under the [ODB /RunInfo Tree](#).
 - TR_START
 - TR_STOP
 - TR_PAUSE
 - TR_RESUME

6.6.2 Midas Data Types

Midas defined its own data type for OS compatibility. It is suggested to use them in order to insure a proper compilation when moving code from one OS to another. *float* and *double* retain OS definition.

- BYTE unsigned char
- WORD unsigned short int (16bits word)
- DWORD unsigned 32bits word
- INT signed 32bits word
- BOOL OS dependent.

When defining a data type either in the frontend code for bank definition or in user code to define ODB variables, Midas requires the use of its own data type declaration. The list below shows the main Type IDentification to be used (refers to [Midas Define](#) for complete listing):

- TID_BYTE unsigned byte 0 255
- TID_SBYTE signed BYTE -128 127
- TID_CHAR single character 0 255
- TID_WORD two BYTE 0 65535
- TID_SHORT signed WORD -32768 32767
- TID_DWORD four bytes 0 2**32-1

- TID_INT signed DWORD -2**31 2**31-1
- TID_BOOL four bytes bool 0 1
- TID_FLOAT four bytes float format
- TID_DOUBLE eight bytes float format

6.6.3 Midas bank examples

There are several examples under the Midas source code that you can check. Please have a look at

- Frontend code midas/examples/experiment/frontend.c etc...
- Backend code midas/examples/experiment/analyzer.c etc...

6.6.4 YBOS Bank Types

YBOS defines several type but all types should be 4 bytes aligned. Distinction of signed and unsigned is not done. When mixing MIDAS and YBOS in the frontend for RO_ODB see [The Equipment structure](#) make sure the bank types are compatible (see also [YBOS Define](#))

- **I1_BKTYPE** Bank of Bytes
- **I2_BKTYPE** Bank of 2 bytes data
- **I4_BKTYPE** Bank of 4 bytes data
- **F4_BKTYPE** Bank of float data
- **D8_BKTYPE** Bank of double data
- **A1_BKTYPE** Bank of ASCII char

6.6.5 YBOS bank examples

Basic examples using YBOS banks are available in the midas tree under examples/ybosexpt.

- **Frontend code** Example 1, 2 shows the bank creation with some CAMAC acquisition.

```

----- example 1 ----- Simple 16 bits bank construction

void read_cft (DWORD *pevent)
{
    DWORD *pbkdat, slot;

    ybk_create((DWORD *)pevent, "TDCP", I2_BKTYPE, &pbkdat);
    for (slot=FIRST_CFT; slot<=LAST_CFT; slot++)
    {
        cami(3,slot,1,6,(WORD *)pbkdat);
        ((WORD *)pbkdat)++;
        caml6i_rq(3,slot,0,4,(WORD **)&pbkdat,16);
    }
    ybk_close((DWORD *)pevent, I2_BKTYPE, pbkdat);
    return;
}

----- example 2 ----- Simple 32bit bank construction
{
    DWORD *pbkdat;

    ybk_create((DWORD *)pevent, "TICS", I4_BKTYPE, &pbkdat);
    camo(2,22,0,17,ZERO);
    cam24i_r(2,22,0,0,(DWORD **)&pbkdat,10);
    cam24i_r(2,22,0,0,(DWORD **)&pbkdat,10);
    cam24i_r(2,22,0,0,(DWORD **)&pbkdat,10);
    cam24i_r(2,22,0,0,(DWORD **)&pbkdat,10);
    cam24i_r(2,22,0,0,(DWORD **)&pbkdat,9);
    ybk_close((DWORD *)pevent, I4_BKTYPE, pbkdat);
    return 0;
}

```

Example 3 shows a creation of an EVID bank containing a duplicate of the midas header. As the Midas header is stripped out of the event when data are logged, it is necessary to compose such event to retain event information for off-line analysis. Uses of predefined macros (see [Midas Code and Libraries](#)) are available in order to extract from a pre-composed Midas event the internal header fields i.e. Event ID, Trigger mask, Serial number, Time stamp. In this EVID bank we added the current run number which is retrieved by the frontend at the begin of a run.

```

----- example 3 ----- Full equipment readout function

INT read_cum_scaler_event(char *pevent, INT off)
{
    INT i;

```



```

DWORD *pbkdat, *pbktop, *podbvar;

ybk_init((DWORD *) pevent);

// collect user hardware SCALER data
ybk_create((DWORD *)pevent, "EVID", I4_BKTYPE, (DWORD *)&pbkdat);
*(pbkdat)++ = gbl_tgt_counter++; // event counter
*((WORD *)pbkdat) = EVENT_ID(pevent); ((WORD *)pbkdat)++;
*((WORD *)pbkdat) = TRIGGER_MASK(pevent); ((WORD *)pbkdat)++;
*(pbkdat)++ = SERIAL_NUMBER(pevent);
*(pbkdat)++ = TIME_STAMP(pevent);
*(pbkdat)++ = gbl_run_number; // run number
ybk_close((DWORD *)pevent, pbkdat);

// BEGIN OF CUMULATIVE SCALER EVENT
ybk_create((DWORD *)pevent, "CUSC", I4_BKTYPE, (DWORD *)&pbkdat);
for (i=0 ; i<NSCALERS ; i++){
    *pbkdat++ = scaler[i].cuval[0];
    *pbkdat++ = scaler[i].cuval[1];
}

ybk_close((DWORD *)pevent, I4_BKTYPE, pbkdat);
// END OF CUMULATIVE SCALER EVENT

// event in bytes for Midas
return (ybk_size ((DWORD *)pevent));
}

```

- **Backend code** If the data logging is done through YBOS format (see [ODB /Logger Tree](#) Format) the events on the storage media will have been stripped from the MIDAS header used for transferring the event from the front-end to the backend. This means the logger data format is a "TRUE" YBOS format. Uses of standard YBOS library is then possible.

--- Example of YBOS bank extraction ---

```

void process_event(HANDLE hBuf, HANDLE request_id, EVENT_HEADER *pheader, void *pevent)
{
    INT status;
    DWORD *plrl, *pybk, *pdata, bklen, bktyp;
    char banklist[YB_STRING_BANKLIST_MAX];

    // pointer to data section
    plrl = (DWORD *) pevent;

    // Swap event
    yb_any_event_swap(FORMAT_YBOS, plrl);

    // bank name given through argument list
    if ((status = ybk_find (plrl, sbank_name, &bklen, &bktyp, (void *)&pybk)) == YB_SUCCESS)
    {
        // given bank found in list
        status = ybk_list (plrl, banklist);
        printf("#banks:%i Bank list:-%s-\n", status, banklist);
        printf("Bank:%s - Length (I*4):%i - Type:%i - pBk:0x%p\n", sbank_name, bklen, bktyp, pybk);
    }
}

```

```

        // check id EVID found in event for id and msk selection
        if ((status = ybk_find (plrl, "EVID", &bklen, &bktyp, (void *)&pybk)) == YB_SUCCESS)
        {
            pdata = (DWORD *)((YBOS_BANK_HEADER *)pybk + 1);
        }
        ...

        // iterate through the event
        pybk = NULL;
        while ((bklen = ybk_iterate(plrl, &pybk, (void *)&pdata))
                && (pybk != NULL))
            printf("bank length in 4 bytes unit: %d\n",bklen);

    }
    else
    {
        status = ybk_list (plrl, banklist);
        printf("Bank -%s- not found (%i) in ",sbank_name, status);
        printf("#banks:%i Bank list:-%s-\n",status,banklist);
    }
    ...
    ... ...
}

```

6.6.6 Midas Code and Libraries

The Midas libraries are composed of 5 main source code and their corresponding header files.

1. [The midas.h & midas.c](#) : Midas abstract layer.
2. [The msystem.h & system.c](#) : Midas function implementation.
3. [The mrpc.h & mrpc.c](#) : Midas RPC functions.
4. [The odb.c](#) : Online Database functions.
5. [The ybos.h & ybos.c](#) : YBOS specific functions.

Within these files, all the functions have been categorized depending on their scope.

- **al_XXX(...)** : Alarm system calls
- **bk_XXX(...)** : Midas bank manipulation calls
- **bm_XXX(...)** : Buffer management calls
- **cm_XXX(...)** : Common system calls

- **db_xxx(...)** : Database management calls
- **el_xxx(...)** : Electronic Log book calls
- **hs_xxx(...)** : History manipulation calls
- **ss_xxx(...)** : System calls
- **ybk_xxx(...)** : YBOS bank manipulation

6.6.7 MIDAS Macros

Several group of MACROS are available for simplifying user job on setting or getting Midas information. They are also listed in the [Midas Code and Libraries](#). All of them are defined in the [Midas Macros](#), [System Macros](#), [YBOS Macros](#) header files.

- **Message Macros.** These Macros compact the 3 first arguments of the `cm_msg()` call. It replaces the type of message, the routine name and the line number in the C-code. See example in `cm_msg()`.
 - **MERROR** : For error (MT_ERROR, __FILE__, __LINE__)
 - **MINFO** : For info (MT_INFO, __FILE__, __LINE__)
 - **MDEBUG** : For debug (MT_DEBUG, __FILE__, __LINE__)
 - **MUSER** : Produced by interactive user (MT_USER, __FILE__, __LINE__)
 - **MLOG** : Info message which is only logged (MT_LOG, __FILE__, __LINE__)
 - **MTALK** : Info message for speech system (MT_TALK, __FILE__, __LINE__)
 - **MCALL** : Info message for telephone call (MT_CALL, __FILE__, __LINE__)
- **DAQ Event/LAM Macros.** To be used in the frontend/analyzer code.
 - **CAMAC LAM manipulation.** These Macros are used in the frontend code to interact with the LAM register. Usually the CAMAC Crate Controller has the feature to register one bit per slot and be able to present this register to the user. It may even have the option to mask off this register to allow to set a "general" LAM register containing either "1" (At least one LAM from the masked LAM is set) or "0" (no LAM set from the masked LAM register). The `poll_event()` uses this feature and return a variable which contains a bit-wise value of the current LAM register in the Crate Controller.

- LAM_SOURCE
- LAM_STATION
- LAM_SOURCE_CRATE
- LAM_SOURCE_STATION

- **BYTE swap manipulation.** These Macros can be used in the backend analyzer when **little-endian/big-endian** are mixed in the event.

- WORD_SWAP
- DWORD_SWAP
- QWORD_SWAP

- **MIDAS Event Header manipulation.** Every event travelling through the Midas system has a "Event Header" containing the minimum information required to identify its content. The size of the header has been kept as small as possible in order to minimize its impact on the data rate as well as on the data storage requirement. The following macros permit to read or override the content of the event header as long as the argument of the macro refers to the top of the Midas event (pevent). This argument is available in the frontend code in any of the user readout function (pevent). It is also available in the user analyzer code which retrieve the event and provide directly access to the event header (pheader) and to the user part of the event (pevent). Sub-function using pevent would then be able to get back the the header through the use of the macros.

- TRIGGER_MASK
- EVENT_ID
- SERIAL_NUMBER
- TIME_STAMP

* from examples/experiment/adccalib.c

```
INT adc_calib(EVENT_HEADER *pheader, void *pevent)
{
    INT    i, n_adc;
    WORD   *pdata;
    float  *cadc;

    // look for ADC0 bank, return if not present
    n_adc = bk_locate(pevent, "ADC0", &pdata);
    if (n_adc == 0 || n_adc > N_ADC)
        return 1;

    // create calibrated ADC bank
    bk_create(pevent, "CADC", TID_FLOAT, &cadc);
    ...
}
```

* from examples/experiment/frontend.c

```

INT read_trigger_event(char *pevent, INT off)
{
    WORD *pdata, a;
    INT q, timeout;

    // init bank structure
    bk_init(pevent);
    ...
}

```

– Frontend C-code fragment from running experiment:

```

INT read_ge_event(char *pevent, INT offset)
{
    static WORD *pdata;
    INT i, x, q;
    WORD temp;

    // Change the time stamp in millisecond for the Super event
    TIME_STAMP(pevent) = ss_millitime();

    bk_init(pevent);
    bk_create(pevent, "GERM", TID_WORD, &pdata);
    ...
}

```

– Frontend C-code fragment from running experiment

```

...
lam = *((DWORD *)pevent);

if (lam & LAM_STATION(JW_N))
{
    ...
    // compose event header
    TRIGGER_MASK(pevent) = JW_MASK;
    EVENT_ID(pevent) = JW_ID;
    SERIAL_NUMBER(pevent) = eq->serial_number++;
    // read MCS event
    size = read_mcs_event(pevent);
    // Correct serial in case event is empty
    if (size == 0)
        SERIAL_NUMBER(pevent) = eq->serial_number--;
    ...
}
...

```

6.6.7.1 YBOS library Exportable ybos functions through inclusion of [ybos.h](#)

[Midas build options and operation considerations - Top - Frequently Asked Questions](#)

6.7 Frequently Asked Questions

[Midas Code and Libraries](#) - [Top](#) - [Data format](#)

Feel free to ask questions to one of us ([Stefan Ritt](#) , [Pierre-Andre Amaudruz](#)) or visit the [Midas Forum](#)

1. Why the CAMAC frontend generate a core dump (linux)?

- If you're not using a Linux driver for the CAMAC access, you need to start the CAMAC frontend application through the task launcher first. See [dio task](#) or [mcnaf task](#). This task launcher will grant you access permission to the IO port mapped to your CAMAC interface.

2. Where does Midas log file resides?

- As soon as any midas application is started, a file midas.log is produce. The location of this file depends on the setup of the experiment.
 - (a) if **exptab** is present and contains the experiment name with the corresponding directory, this is where the file **midas.log** will reside.
 - (b) if the midas logger [mlogger task](#) is running the midas.log will be in the directory pointed by the "Data Dir" key under the /logger key in the ODB tree.
 - (c) Otherwise the file midas.log will be created in the current directory in which the Midas application is started.

3. How do I protected my experiment from being controlled by aliases?

- Every experiment may have a dedicated password for accessing the experiment from the web browser. This is setup through the ODBedit program with the command **webpass**. This will create a **Security** tree under **/Experiment** with a new key **Web Password** with the encrypted word. By default Midas allows Full Read Access to all the Midas Web pages. Only when modification of a Midas field the web password will be requested. The password is stored as a cookie in the target web client for 24 hours See [ODB /Experiment Tree](#).
- Other options of protection are described in [ODB /Experiment Tree](#) which gives to dedicated hosts access to ODB or dedicated programs.

4. Can I compose my own experimental web page?

- Only under 1.8.3 though. You can create your own html code using your favorite HMTL editor. By including custom Midas Tags, you will have access to any field in the ODB of your experiment as well as the standard button for start/stop and page switch. See [mhttpd task](#) , [Custom page](#).

5. How do I prevent user to modify ODB values while the run is in progress?

- By creating the particular **/Experiment/Lock** when running/ ODB tree, you can include symbolic links to any odb field which needs to be set to **Read Only** field while the run state is on. See [ODB /Experiment Tree](#).

6. Is there a way to invoke my own scripts from the web?

- Yes, by creating the ODB tree **/Script** every entry in that tree will be available on the Web status page with the name of the key. Each key entry is then composed with a list of ODB field (or links) starting with the executable command followed by as many arguments as you wish to be passed to the script. See [ODB /Script Tree](#).

7. I've seen the ODB prompt displaying the run state, how do you do that?

- Modify the **/System/prompt** field. The "S" is the trick.

```
Fri> odb -e bnmrl -h isdaq01
[host:expt:Stopped]/cd /System/
[host:expt:Stopped]/System>ls
Clients
Client Notify                                0
Prompt                                       [%h:%e:%S]%p
Tmp
[host:expt:Stopped]/System
[host:expt:Stopped]/Systemset prompt [%h:%e:%S]%p>
[host:expt:Stopped]/System>ls
Clients
Client Notify                                0
Prompt                                       [%h:%e:%S]%p>
Tmp
[host:expt:Stopped]/System>set Prompt [%h:%e:%S]%p>
[host:expt:S]/System>set Prompt [%h:%e:%S]%p>
[host:expt:Stopped]/System>
```

8. I've setup the alarm on one parameter in ODB but I can't make it trigger?

- The alarm scheme works only under **ONLINE**. See [ODB /RunInfo Tree](#) for **Online Mode**. This flag may have been turned off due to analysis replay using this ODB. Set this key back to 1 to get the alarm to work again.

9. How do I extend an array in ODB?

- When listing the array from ODB with the -l switch, you get a column indicating the index of the listed array. You can extend the array by setting the array value at the new index. The intermediate indices will be fill with the default value depending on the type of the array. This can easily corrected by using the wildcard to access all or a range of indices.

```
[local:midas:S]/>mkdir tmp
[local:midas:S]/>cd tmp
[local:midas:S]/tmp>create int number
[local:midas:S]/tmp>create string foo
String length [32]:
[local:midas:S]/tmp>ls -l
```

```

Key name                                Type    #Val  Size  Last Opn Mode Value
-----
number                                INT      1     4    >99d 0   RWD  0
foo                                  STRING    1    32    1s   0   RWD
[local:midas:S]/tmp>set number[4] 5
[local:midas:S]/tmp>set foo[3]
[local:midas:S]/tmp>ls -l
Key name                                Type    #Val  Size  Last Opn Mode Value
-----
number                                INT      5     4    12s   0   RWD
                                     [0]
                                     [1]
                                     [2]
                                     [3]
                                     [4]
foo                                  STRING    4    32    2s   0   RWD
                                     [0]
                                     [1]
                                     [2]
                                     [3]
[local:midas:S]/tmp>set number[1..3] 9
[local:midas:S]/tmp>set foo[2] "A default string"
[local:midas:S]/tmp>ls -l
Key name                                Type    #Val  Size  Last Opn Mode Value
-----
number                                INT      5     4    26s   0   RWD
                                     [0]
                                     [1]
                                     [2]
                                     [3]
                                     [4]
foo                                  STRING    4    32    3s   0   RWD
                                     [0]
                                     [1]
                                     [2]
                                     [3]

```

1. How do I ...

- ...

[Midas Code and Libraries - Top - Data format](#)

6.8 Components

[Introduction - Top - Quick Start](#)

Midas system is based on a modular scheme that allows scalability and flexibility. Each component's operation is handled by a sub-set of functions, but all the components are grouped in a single library (libmidas.a, libmidas.so(UNIX), midas.dll(NT)).

The overall C-code is about 80'000 lines long and makes up over 450 functions (version 1.9.0). But from a user point of view, only a subset of these routines are needed for most operations.

Each Midas component is briefly described below but throughout the documentation more detailed information will be given regarding each of their capabilities. All these components are available from the "off-the-shelf" package. Basic components such as the [Buffer Manager](#), [Online Database](#), [Message System](#), [Run Control](#) are by default operational. The other needs are to be enabled by the user simply by either starting an application or by activation of the component through the [Online Database](#). A general picture of the Midas system is displayed below.

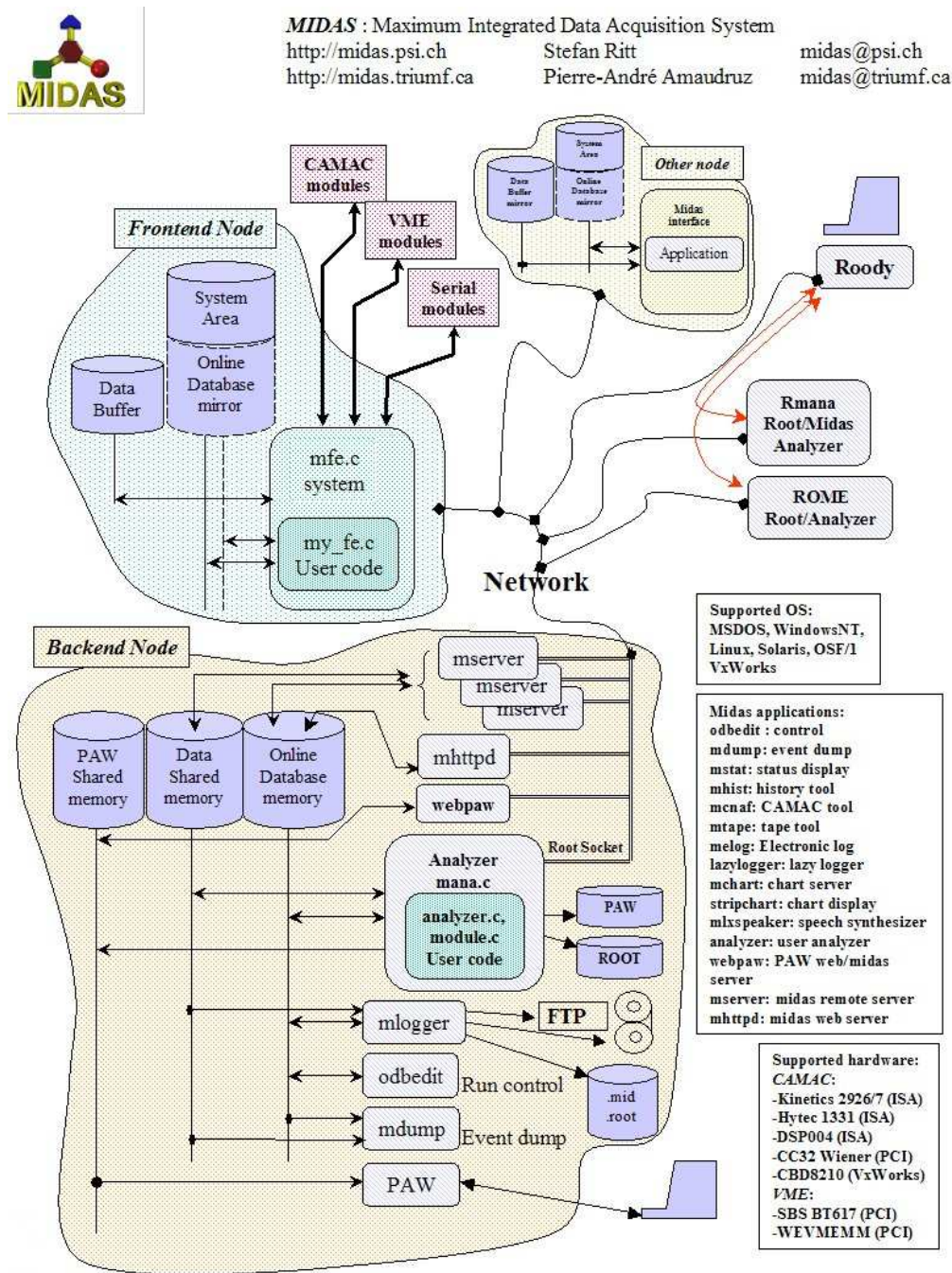


Figure 10: Components

The main elements of the **Midas** package are listed below with a short description of its functionality.

- **Buffer Manager** Data flow and messages passing mechanism.
- **Message System** Specific Midas messages flow.
- **Online Database** Central information area.
- **Frontend** Acquisition code.
- **Midas Server** Remote access server (RPC server).
- **Data Logger** Data storage.
- **Analyzer** Data analyzer.
- **Run Control** Data flow control.
- **Slow Control** system Device monitoring and control.
- **History system** Event history storage and retrieval.
- **Alarm System** Overall system and user alarm.
- **Electronic Logbook** Online User Logbook.

6.8.1 Buffer Manager

The "buffer manager" consists of a set of library functions for event collection and distribution. A buffer is a shared memory region in RAM, which can be accessed by several processes, called "clients". Processes sending events to a buffer are called "producers", processes reading events are called "consumers".

A buffer is organized as a FIFO (First-In-First-Out) memory. Consumers can specify which type of events they want to receive from a buffer. For this purpose each event contains a MIDAS header with an event ID and other pertinent information.

Buffers can be accessed locally or remotely via the MIDAS server. The data throughput for a local configuration composed of one producer and two consumers is about 10MB/sec on a 200 MHz Pentium PC running Windows NT. In the case of remote access, the network may be the essential speed limitation element.

A common problem in DAQ systems is the possible crash of a client, like a user analyzer. This can cause the whole system to hang up and may require a restart of the DAQ inducing a lost of time and eventually precious data. In order to address this problem, a special watchdog scheme has been implemented. Each client attached to the buffer

manager signals its presence periodically by storing a time stamp in the shared memory. Every other client connected to the same buffer manager can then check if the other parties are still alive. If not, proper action is taken consisting of removing the dead client hooks from the system leaving the system in a working condition.

6.8.2 Message System

Any client can produce status or error messages with a single call using the MIDAS library. These messages are then forwarded to any other clients who maybe susceptible to receive these messages as well as to a central log file system. The message system is based on the buffer manager scheme. A dedicated buffer is used to receive and distribute messages. Predefined message type contained in the Midas library covers most of the message requirement.

6.8.3 Online Database

In a distributed DAQ environment configuration data is usually stored in several files on different computers. MIDAS uses a different approach. All relevant data for a particular experiment are stored in a central database called "Online Database" (ODB). This database contains run parameters, logging channel information, condition parameters for front-ends and analyzers and slow control values as well as status and performance data.

The main advantage of this concept is that all programs participating in an experiment have full access to these data without having to contact different computers. The possible disadvantage could be the extra load put on the particular host serving the ODB.

The ODB is located completely in shared memory of the back-end computer. The access function to an element of the ODB has been optimized for speed. Measurement shows that up to 50,000 accesses per second local connection and around 500 accesses per second remotely over the MIDAS server can be obtained.

The ODB is hierarchically structured, similar to a file system, with directories and sub-directories. The data is stored in pairs of a key/data, similar to the Windows NT registry. Keys can be dynamically created and deleted. The data associated with a key can be of several types such as: byte, words, double words, float, strings, etc. or arrays of any of those. A key can also be a directory or a symbolic link (like on Unix).

The Midas library provides a complete set of functions to manage and operate on these keys. Furthermore any ODB client can register a [Hot Link](#) between a local C-structure and a element of the ODB. Whenever a client (program) changes a value in this subtree, the C-structure automatically receives an update of the changed data. Additionally, a client can register a callback function which will be executed as soon as the hot-link's update has been received. For more information see [ODB Structure](#).

6.8.4 Midas Server

For remote access to a MIDAS experiment a remote procedure call (RPC) server is available. It uses an optimized MIDAS RPC scheme for improved access speed. The server can be started manually or via `inetd` (UNIX) or as a service under Windows NT. For each incoming connection it creates a new sub-process which serves this connection over a TCP link. The Midas server not only serves client connection to a given experiment, but takes the experiment's name as a parameter meaning that only one Midas server is necessary to manage several experiments on the same node.

6.8.5 Frontend

The *frontend* program refers to a task running on a particular computer which has access to hardware equipment. Several *frontends* can be attached simultaneously to a given experiment. Each *frontend* can be composed of multiple *Equipment*. *Equipment* is a single or a collection of sub-task(s) meant to collect and regroup logically or physically data under a single and uniquely identified event.

This program is composed of a general framework which is experiment independent, and a set of template routines for the user to fill. This program will:

- Register the given *Equipment(s)* list to the Midas system.
- Provide the mean of collecting data from hardware source defined in each equipment.
- Gather these data in a known format (Fixed, Midas, Ybos) for each equipment.
- Send these data to the buffer manager.
- Collect periodically statistic of the acquisition task and send it to the Online Database.

The frontend framework takes care of sending events to the buffer manager and optionally a copy to the ODB. A "Data cache " in the frontend and on the server side reduces the amount of network operations pushing the transfer speed closer to the physical limit of the network configuration.

The data collection in the frontend framework can be triggered by several mechanisms. Currently the frontend supports four different kind of event trigger:

- *Periodic events*: Scheduled event based on a fixed time interval. They can be used to read information such as scaler values, temperatures etc.
- *Polled events*: Hardware trigger information read continuously which in turns if the signal is asserted it will trigger the equipment readout.
 - *LAM events*: Generated only when pre-defined LAM is asserted:

- *Interrupt events*: Generated by particular hardware device supporting interrupt mode.
- *Slow Control events*: Special class of events that are used in the slow control system.

Each of these types of triggering can be enabled/activated for a particular experiment state, Transition State or a combination of any of them. Examples such as "read scaler event only when running" or "read periodic event if a state is not paused and on all transitions" are possible.

Dedicated header and library files for hardware access to CAMAC, VME, Fastbus, GPIB and RS232 are part of Midas distribution set. For more information see [Frontend code](#).

6.8.6 Data Logger

The data logger is a client usually running on the backend computer (can be running remotely but performance may suffer) receiving events from the buffer manager and saving them onto disk, tape or via FTP to a remote computer. It supports several parallel logging channels with individual event selection criteria. Data can currently be written in five different formats: *MIDAS binary*, *YBOS binary*, *ASCII*, *ROOT* and *DUMP* (see [Midas format](#), [YBOS format](#)).

Basic functionality of the logger includes:

- Run Control based on:
 - event limit
 - recorded byte limit
 - logging device full.
- Logging selection of particular events based on Event Identifier.
- Auto restart feature allowing logging of several runs of a given size without user intervention.
- Recording of ODB values to a so called [History system](#)
- Recording of the ODB to all or individual logging channel at the beginning and end of run state as well as to a separate disk file in a ASCII format. For more information see [ODB /Logger Tree](#).

6.8.7 Analyzer

As in the front-end section, the analyzer provided by Midas is a framework on which the user can develop his/her own application. This framework can be built for private analysis (no external analyzer hooks) or specific analysis packages such as HBOOK, ROOT from the CERN (none of those libraries are included in the MIDAS distribution). The analyzer takes care of receiving events (a few lines of code are necessary to receive events from the buffer manager), initializes the HBOOK or ROOT system and automatically books N-tuples/TTree for all events. Interface to user routines for event analysis is provided.

The analyzer is structured into "stages", where each stage analyzes a subset of the event data. Low level stages can perform ADC and TDC calibration, while high level stages can calculate "physics" results. The same analyzer executable can be used to run online (receive events from the buffer manager) and off-line (read events from file). When running online, generated N-tuples/TTree are stored in a ring-buffer in shared memory. They can be analyzed with PAW without stopping the run. For ROOT please refer to the documentation ...

When running off-line, the analyzer can read MIDAS binary files, analyze the events, add calculated data for each event and produce a HBOOK RZ output file which can be read in by PAW later. The analyzer framework also supports analyzer parameters. It automatically maps C-structures used in the analyzer to ODB records via [Hot Link](#). To control the analyzer, only the values in the ODB have to be changed which get automatically propagated to the analyzer parameters. If analysis software has been already developed, Midas provides the functionality necessary to interface the analyzer code to the Midas data channel. Support for languages such as C, FORTRAN, PASCAL is available.

6.8.8 Run Control

As mentioned earlier, the Online Database (ODB) contains all the pertinent information regarding an experiment. For that reason a run control program requires only to access the ODB. A basic program supplied in the package called ODBedit provides a simple and safe mean for interacting with ODB. Through that program essentially all the flexibility of the ODB is available to the user's fingertips.

Three "Run State" define the state of Midas *Stopped*, *Paused*, *Running*. In order to change from one state to another, Midas provides four basic "Transition" function *Tr_Start*, *Tr_pause*, *Tr_resume*, *Tr_Stop*. During these transition periods, any Midas client register to receive notification of such message will be able to perform its task within the overall run control of the experiment.

In Order to provide more flexibility to the transition sequence of all the midas clients connected to a given experiment, each transition function has a *transition sequence number* attached to it. This transition sequence is used to establish within a given transition the order of the invocation of the Midas clients (from the lower seq.# to the

largest).

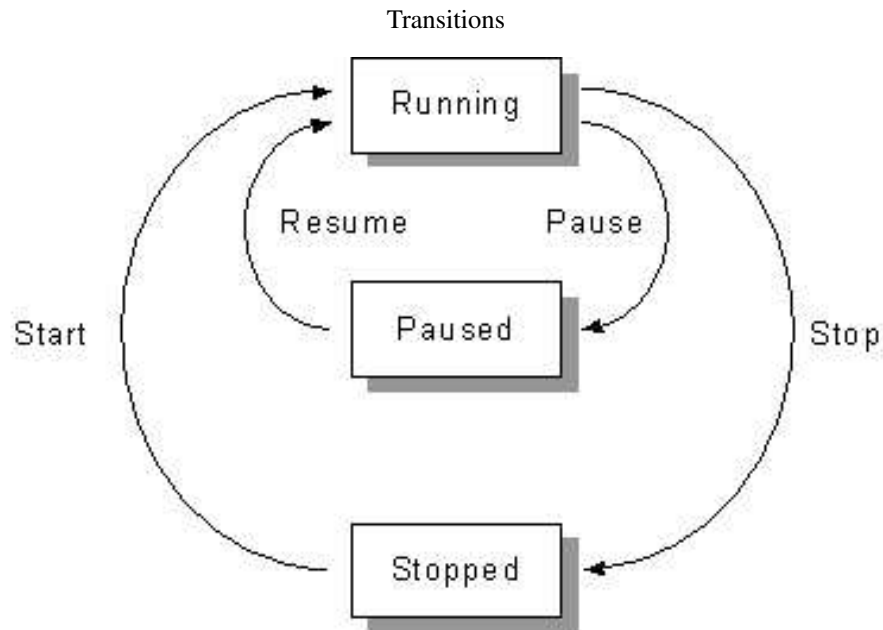


Figure 11: Transitions

6.8.9 Slow Control

The Slow control system is a special front-end equipment or program dedicated to the control of hardware module based on user parameters. It takes advantage of the Online Database and its [Hot Link](#) capability. Demand and measured values from slow control system equipment like high voltage power supplies or beam line magnets are stored directly in the ODB.

To control a device it is then enough to modify the demand values in the database. The modified value gets automatically propagated to the slow control system, which in turn uses specific device driver to control the particular hardware. Measured values from the hardware are periodically send back to the ODB to reflect the current status of the sub-system.

The Slow control system is organized in "Classes Driver ". Each Class driver refers to a particular set of functionality of that class i.e. High-Voltage, Temperature, General I/O, Magnet etc. The implementation of the device specific is done in a second stage "Device Driver" while the actual hardware implementation is done in a third layer "Bus

Driver". The current MIDAS distribution already has some device driver for general I/O and commercial High Voltage power supply system (see [Supported hardware](#)). The necessary code composing the hardware device driver is kept simple by only requiring a "set channel value" and "read channel value". For the High Voltage class driver, a graphical user interface under Windows or Qt is already available. It can set, load and print high voltages for any devices of that class.

6.8.10 History system

The MIDAS history system is a recording function embedded in the [mlogger task](#). Parallel to its main data logging function of defined channels, the Midas logger can store slow control data and/or periodic events on disk file. Each history entry consists of the time stamp at which the event has occurred and the value[s] of the parameter to be recorded.

The activation of a recording is not controlled by the history function but by the actual equipment (see [Frontend code](#)). This permits a higher flexibility of the history system such as dynamic modification of the event structure without restarting the Midas logger. At any given time, data-over-time relation can be queried from the disk file through a Midas utility [mhists task](#) or displayed through the [mhttpd task](#).

The history data extraction from the disk file is done using low level file function giving similar result as a standard database mechanism but with faster access time. For instance, a query of a value, which was written once every minute over a period of one week, is performed in a few seconds. For more information see [History system, ODB /History Tree](#).

6.8.11 Alarm System

The Midas alarm mechanism is a built-in feature of the Midas server. It acts upon the description of the required alarm set defined in the Online Database (ODB). Currently the internal alarms supports the following mechanism:

- ODB value over fixed threshold at regular time interval, a pre-defined ODB value will be compared to a fixed value.
- Midas client control During Run state transition, pre-defined Midas client name will be checked if currently present.
- General C-code alarm setting Alarm C function permitting to issue user defined alarm.

The action triggered by the alarm is left to the user through the mean of running a detached script. But basic alarm report is available such as:

- Logging the alarm message to the experiment log file.

- Sending a "Electronic Log message" (see [Electronic Logbook](#)).
- Interrupt data acquisition. For more information see [Alarm System, ODB /Alarms Tree](#).

6.8.12 Electronic Logbook

The Electronic logbook is a feature which provides the experimenter an alternative way of logging his/her own information related to the current experiment. This electronic logbook may supplement or complement the standard paper logbook and in the mean time allow "web publishing" of this information. Indeed the electronic logbook information is accessible from any web browser as long as the [mhttpd task](#) is running in the background of the system. For more information see [Electronic Logbook, mhttpd task](#).

[Introduction - Top - Quick Start](#)

6.9 Event Builder Functions

Midas supports event building operation through a dedicated [mevb task](#) application. Similar to the [Midas Frontend application](#), the [mevb task](#) application requires the definition of an equipment structure which describes its mode of operation. The set of parameter for this equipment is limited to:

- Equipment name (appears in the Equipment list).
- Equipment type (should be 0).
- Destination buffer name (SYSTEM if destination event goes to logger).
- Event ID and Trigger mask for the build event (destination event ID).
- Data format (should match the source data format).

Based on the given buffer name provided at the startup time through the *-b buffer_name* argument, the [mevb task](#) will scan all the equipments and handle the building of an event based on the identical buffer name found in the equipment list **if the frontend equipment type includes the [EQ_EB](#) flag** .

6.9.1 Principle of the Event Builder and related frontend fragment

Possibly in case of multiple frontend, the same "fragment" code may run in the different hardware frontend. In order to prevent to build nFragment different frontend task, the -i index provided at the start of the frontend will replicate the same application image with

the necessary dynamic modification required for the proper Event Building operation. The "-i index" argument will provide the index to be appended to the minimal set of parameter to distinguish the different frontends. These parameters are:

- **frontend_name** : Name of the frontend application.
- **equipment name** : Name of the equipment (from the Equipment structure).
- **event buffer**: Name of the destination buffer (from the Equipment structure).

Frontend code:

```
/* The frontend name (client name) as seen by other MIDAS clients */
char *frontend_name = "ebfe";
...
EQUIPMENT equipment[] = {
    {"Trigger",          /* equipment name */
     1, TRIGGER_ALL,     /* event ID, trigger mask */
     "BUF",              /* event buffer */
     EQ_POLLED | EQ_EB,  /* equipment type + EQ_EB flag <<<<<< */
     LAM_SOURCE(0, 0xFFFFF), /* event source crate 0, all stations */
     "MIDAS",           /* format */

```

Once the frontend is started with *-i 1*, the Midas client name, equipment name and buffer name will be modified.

```
> ebfe -i 1 -D
...
odbedit
[local:midas:S]/Equipment>ls
Trigger01
[local:midas:S]Trigger01>ls -lr
Key name                                Type      #Val  Size  Last Opn Mode Value
-----
Trigger01                               DIR
  Common                               DIR
    Event ID                           WORD      1     2    18h 0   RWD   1
    Trigger mask                        WORD      1     2    18h 0   RWD  65535
    Buffer                              STRING    1    32    18h 0   RWD  BUF01
    Type                               INT       1     4    18h 0   RWD   66
    Source                             INT       1     4    18h 0   RWD  16777215
    Format                             STRING    1     8    18h 0   RWD  MIDAS
    Enabled                            BOOL      1     4    18h 0   RWD   y
    Read on                            INT       1     4    18h 0   RWD  257
    Period                             INT       1     4    18h 0   RWD  500
    Event limit                         DOUBLE    1     8    18h 0   RWD   0
    Num subevents                       DWORD     1     4    18h 0   RWD   0
    Log history                         INT       1     4    18h 0   RWD   0
    Frontend host                       STRING    1    32    18h 0   RWD  hostname
    Frontend name                       STRING    1    32    18h 0   RWD  ebfe01
    Frontend file name                  STRING    1   256    18h 0   RWD  ../eventbuilder/ebfe.c
...

```

Independently of the event ID, each fragment frontend will send its data to the composed event buffer (BUFxx). The event builder task will make up a list of all the equipment belonging to the same event buffer name (BUFxx). If multiple equipments exists in the same frontend, the equipment type (EQ_EB) and the event buffer name will distinguish them.

The Event Builder flowchart below shows a general picture of the event process cycle of the task. The Event Builder runs in polling mode over all the source buffers collected at the begin of run procedure. Once a fragment has been received from all enabled source ("../Settings/Fragment Required y"), an internal event serial number check is performed prior passing all the fragment to the user code. Content of each fragment can be done within the user code for further consistency check.

Event Builder Flowchart.

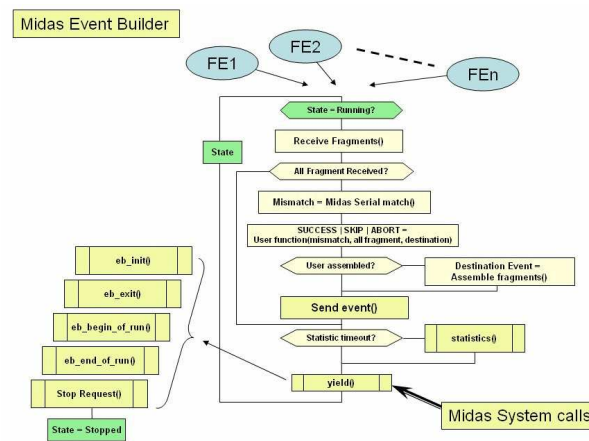


Figure 12: Event Builder Flowchart.

6.9.2 Event builder Tree

The Event builder tree will be created under the Equipment list and will appear as a standard equipment. The sub tree */Common* will contains the specific setting of the equipment while the */Variables* will remain empty. */Settings* will have particular parameter for the Event Builder itself. The **User Field** is an ASCII string passed from the ODB to the `eb_begin_of_run()` which can be used for steering the event builder.

```
[local:midas:S]EB>ls -lr
```

Key name	Type	#Val	Size	Last Opn	Mode	Value
----------	------	------	------	----------	------	-------

EB	DIR							
Common	DIR							
Event ID	WORD	1	2	5m	0	RWD	1	
Trigger mask	WORD	1	2	5m	0	RWD	0	
Buffer	STRING	1	32	5m	0	RWD	SYSTEM	
Type	INT	1	4	5m	0	RWD	0	
Source	INT	1	4	5m	0	RWD	0	
Format	STRING	1	8	5m	0	RWD	MIDAS	
Enabled	BOOL	1	4	5m	0	RWD	y	
Read on	INT	1	4	5m	0	RWD	0	
Period	INT	1	4	5m	0	RWD	0	
Event limit	DOUBLE	1	8	5m	0	RWD	0	
Num subevents	DWORD	1	4	5m	0	RWD	0	
Log history	INT	1	4	5m	0	RWD	0	
Frontend host	STRING	1	32	5m	0	RWD	hostname	
Frontend name	STRING	1	32	5m	0	RWD	Ebuilder	
Frontend file name	STRING	1	256	5m	0	RWD	c:\...\ebuser.c	
Variables	DIR							
Statistics	DIR							
Events sent	DOUBLE	1	8	3s	0	RWDE	944	
Events per sec.	DOUBLE	1	8	3s	0	RWDE	0	
kBytes per sec.	DOUBLE	1	8	3s	0	RWDE	0	
Settings	DIR							
Number of Fragment	INT	1	4	9s	0	RWD	2	
User build	BOOL	1	4	9s	0	RWD	n	
User Field	STRING	1	64	9s	0	RWD	100	
Fragment Required	BOOL	2	4	9s	0	RWD		
		[0]				y		
		[1]				y		

6.9.3 EB Operation

Using the "eb>" as the cwd for the example, the test procedure is the following: cwd :
midas/examples/eventbuilder -> referred as eb>

- Build the mevb task:

```
eb> setenv MIDASSYS /home/midas/midas-1.9.5
eb> make
cc -g -I/usr/local/include -I../../drivers -DOS_LINUX -Dextname -c ebuser.c
cc -g -I/usr/local/include -I../../drivers -DOS_LINUX -Dextname -o mevb mevb.c \
    ebuser.o /usr/local/lib/libmidas.a -lm -lz -lutil -lnsl
cc -g -I/usr/local/include -I../../drivers -DOS_LINUX -Dextname \
    -c ../../drivers/bus/camacnul.c
cc -g -I/usr/local/include -I../../drivers -DOS_LINUX -Dextname -o ebfe \
    ebfe.c camacnul.o /usr/local/lib/mfe.o /usr/local/lib/libmidas.a \
    -lm -lz -lutil -lnsl
eb>
```

- Start the following 4 applications in 4 different windows connecting to a defined experiment. – If no experiment defined yet, set the environment variable MIDAS_DIR to your current directory before spawning the windows.

```
xterm1: eb> ebfe -i 1
xterm2: eb> ebfe -i 2
xterm3: eb> mevb -b BUF
xterm4: eb> odbedit

[local:Default:S]/>ls
System
Programs
Experiment
Logger
Runinfo
Alarms
Equipment
[local:Default:S]/>scl
N[local:midas:S]EB>scl
Name          Host
ebfe01         hostname
ebfe02         hostname
ODBEdit        hostname
Ebuilder       hostname
[local:Default:S]/>
[local:Default:S]/>start now
Starting run #2
```

- The xterm3 (mevb) should display something equivalent to the following, as the print statements are coming from the ebuser code.
- The same procedure can be repeated with the fe1 and fe2 started on remote nodes.

6.10 Internal features

[Quick Start](#) - [Top](#) - [Utilities](#)

This section refers to the Midas built-in capabilities. The following sections describe in more details the essential aspect of each feature starting from the frontend to the Electronic Logbook.

- [Run Transition Sequence](#) : Transition Sequence

- [Frontend code](#)
 - [The Equipment structure](#) : Frontend acquisition characteristics
 - * [MIDAS event construction](#) : Midas event description
 - * [YBOS event construction](#) : YBOS event description
 - * [FIXED event construction](#) : FIXED event description
 - [Deferred Transition](#) : Transition postpawning operation
 - [Super Event](#) : Short event compaction operation
 - [Event Builder Functions](#) : Event Builder operation
- [ODB Structure](#) : Online Database Trees
- [Hot Link](#) : Notification mechanism
- [Alarm System](#) : Alarm scheme
- [Slow Control System](#) : Specific Slow Control mechanism
- [Electronic Logbook](#) : Essential utility
- [Log file](#) : Message, error, report

6.10.1 Run Transition Sequence

The run transition sequence has been modified since Midas version 1.9.5. The new scheme utilize transition sequence level which provides the user a full control of the sequencing of any Midas client.

Midas defines 3 states of Data acquisition: *STOPPED*, *PAUSED*, *RUNNING*

These 3 states require 4 transitions : *TR_START*, *TR_PAUSE* , *TR_RESUME*, *TR_STOP*

Any Midas client can request notification for run transition. This notification is done by registering to the system for a given transition ([cm_register_transition\(\)](#)) by specifying the transition type and the sequencing number (1 to 1000). Multiple registration to a given transition can be requested. This last option permits for example to invoke two callback functions prior and after a given transition such as the start of the logger.

```
my_application.c
// Callback
INT before_logger(INT run_number, char *error)
{
    printf("Initialize ... before the logger gets the Start Transition");
    ...
    return CM_SUCCESS;
}
```

```
// Callback
INT after_logger(INT run_number, char *error)
{
    printf("Log initial info to file... after logger gets the Start Transition");
    ...
    return CM_SUCCESS;
}

INT main()
{
    ...
    cm_register_transition(TR_START, before_logger, 100);
    cm_register_transition(TR_START, after_logger, 300);
    ...
}
```

By Default the following sequence numbers are used:

- Frontend : TR_START: 500, TR_PAUSE: 500, TR_RESUME: 500,TR_STOP: 500
- Analyzer : TR_START: 500, TR_PAUSE: 500, TR_RESUME: 500,TR_STOP: 500
- Logger : TR_START: 200, TR_PAUSE: 500, TR_RESUME: 500,TR_STOP: 800
- EventBuilder : TR_START: 300, TR_PAUSE: 500, TR_RESUME: 500,TR_STOP: 700

The sequence number appears into the ODBedit under /System/Clients/

```
[local:midas:S]Clients>ls -lr
Key name                                     Type      #Val  Size  Last Opn Mode Value
-----
Clients                                     DIR
1832                                         DIR      <----- Frontend 1
    Name                                     STRING    1      32    21h  0   R    ebfe01
    Host                                     STRING    1     256    21h  0   R    pierre2
    Hardware type                           INT        1        4    21h  0   R      42
    Server Port                             INT        1        4    21h  0   R    2582
    Transition START                        INT        1        4    21h  0   R     500
    Transition STOP                         INT        1        4    21h  0   R     500
    Transition PAUSE                        INT        1        4    21h  0   R     500
    Transition RESUME                       INT        1        4    21h  0   R     500
    RPC                                     DIR
    17000                                    BOOL       1        4    21h  0   R      y
3872                                         DIR      <----- Frontend 2
    Name                                     STRING    1      32    21h  0   R    ebfe02
    Host                                     STRING    1     256    21h  0   R    pierre2
    Hardware type                           INT        1        4    21h  0   R      42
    Server Port                             INT        1        4    21h  0   R    2585
    Transition START                        INT        1        4    21h  0   R     500
```


Transition STOP	INT	1	4	21h	0	R	500
Transition PAUSE	INT	1	4	21h	0	R	500
Transition RESUME	INT	1	4	21h	0	R	500
RPC	DIR						
17000	BOOL	1	4	21h	0	R	y
2220	DIR	<----- ODBedit doesn't need transition					
Name	STRING	1	32	42s	0	R	ODBedit
Host	STRING	1	256	42s	0	R	pierre2
Hardware type	INT	1	4	42s	0	R	42
Server Port	INT	1	4	42s	0	R	3429
568	DIR	<----- Event Builder					
Name	STRING	1	32	26s	0	R	Ebuilder
Host	STRING	1	256	26s	0	R	pierre2
Hardware type	INT	1	4	26s	0	R	42
Server Port	INT	1	4	26s	0	R	3432
Transition START	INT	1	4	26s	0	R	300
Transition STOP	INT	1	4	26s	0	R	700
2848	DIR	<----- Logger					
Name	STRING	1	32	5s	0	R	Logger
Host	STRING	1	256	5s	0	R	pierre2
Hardware type	INT	1	4	5s	0	R	42
Server Port	INT	1	4	5s	0	R	3436
Transition START	INT	1	4	5s	0	R	200
Transition STOP	INT	1	4	5s	0	R	800
Transition PAUSE	INT	1	4	5s	0	R	500
Transition RESUME	INT	1	4	5s	0	R	500
RPC	DIR						
14000	BOOL	1	4	5s	0	R	y

The `/System/Clients/...` tree reflects the system at a given time. If a permanent change of a client sequence number is required, the system call `cm_set_transition_sequence()` can be used.

6.10.2 Frontend code

Under MIDAS, experiment hardware is structured into "equipment" which refers to a collection of hardware devices such as: a set of high voltage supplies, one or more crates of digitizing electronics like ADCs and TDCs or a set of scaler. On a software point of view, we keep that same equipment term to refer to the mean of collecting the data related to this "hardware equipment". The data from this equipment is then gathered into an "event" and send to the back-end computer for logging and/or analysis.

The frontend program (image) consists of a system framework contained in `mfe.c` (hidden from the user) and a user part contained in `frontend.c`. The hardware access is only apparent in the user code.

Several libraries and drivers exist for various bus systems like CAMAC, VME or RS232. They are located in the drivers directory of the MIDAS distribution. Some libraries consist only of a header file, others of a C file plus a header file. The file names usually refer to the manufacturer abbreviation followed by the model number of

the device. The libraries are continuously expanding to widen Midas support.

ESONE standard routines for CAMAC are supplied and permit to re-use the frontend code among different platforms as well as different CAMAC hardware interface without the need of modification of the code.

The user frontend code consists of several sections described in order below. Example of frontend code can be found under the `../examples/experiment` directory:

- **[Global declaration]** Up to the User global section the declarations are system wide and should not be removed.

- `frontend_name` This value can be modified to reflect the purpose of the code.
- `frontend_call_loop()` Enables the function `frontend_loop()` to run after every equipment loop.
- `display_period` defined in millisecond the time interval between refresh of a frontend status display. The value of zero disable the display. If the frontend is started in a background with the display enabled, the stdout should be redirected to the null device to prevent process to hang.
- `max_event_size` specify the maximum size of the expected event in byte.
- `event_buffer_size` specify the maximum size of the buffer in byte to be allocated by the system. After these system parameters, the user may add his or her own declarations.

```
// The frontend name (client name) as seen by other MIDAS clients
char *frontend_name = "Sample Frontend";

// The frontend file name, don't change it
char *frontend_file_name = __FILE__;

// frontend_loop is called periodically if this variable is TRUE
BOOL frontend_call_loop = FALSE;

//a frontend status page is displayed with this frequency in ms
INT display_period = 3000;

//maximum event size produced by this frontend
INT max_event_size = 10000;

//buffer size to hold events
INT event_buffer_size = 10*10000;

// Global user section
// number of channels
#define N_ADC 8
#define N_TDC 8
#define N_SCLR 8

CAMAC crate and slots
#define CRATE 0
#define SLOT_C212 23
```

```

#define SLOT_ADC    1
#define SLOT_TDC    2
#define SLOT_SCLR   3

```

- **[Prototype functions]** The first group of prototype(7) declare the pre-defined system functions which should be present. The second group defines the user functions associated to the declared equipments. All the fields are described in detailed in the following section.

```

INT frontend_init();
INT frontend_exit();
INT begin_of_run(INT run_number, char *error);
INT end_of_run(INT run_number, char *error);
INT pause_run(INT run_number, char *error);
INT resume_run(INT run_number, char *error);
INT frontend_loop();

INT read_trigger_event(char *pevent, INT off);
INT read_scaler_event(char *pevent, INT off);

```

- [Remark] Each equipment has the option to force itself to run at individual transition time see [ro_mode](#) . At transition time the system functions [begin_of_run\(\)](#), [end_of_run\(\)](#), [pause_run\(\)](#), [resume_run\(\)](#) runs prior to the equipment functions. This gives the system the chance to take basic action on the transition request (Enable/disable LAM) before the equipment runs. The sequence of operation is the following:

- * [frontend_init\(\)](#) : Runs once after system initialization, before equipment registration.
- * [begin_of_run\(\)](#) : Runs after system statistics reset, before any other Equipments at each Beginning of Run request.
- * [pause_run\(\)](#): Runs before any other Equipments at each Run Pause request.
- * [resume_run\(\)](#): Runs before any other Equipments at each Run Resume request.
- * [end_of_run\(\)](#): Runs before any other Equipments at each End of Run request.
- * [frontend_exit\(\)](#): Runs once before Slow Control Equipment exit.

- **[Bank definition]** Since the introduction of **ROOT** , the frontend requires to have the definition of the banks in the case you desire to store the raw data in **ROOT** format. This procedure is equivalent to the bank declaration in the analyzer. In the case the format declared is MIDAS, the example below shows the a structured bank and a standard variable length bank declaration for the trigger bank list. The `trigger_bank_list[]` is declared in the equipment structure (see [Eq_example](#)).

```

ADC0_BANK_STR(adc0_bank_str);
BANK_LIST trigger_bank_list[] = {

```

```

        {"ADC0", TID_STRUCT, sizeof(ADC0_BANK), adc0_bank_str},
        {"TDC0", TID_WORD, N_TDC, NULL},
        {""},
    };

    BANK_LIST scaler_bank_list[] = {
        {"SCLR", TID_DWORD, N_ADC, NULL},
        {""},
    };

```

- **[Equipment definition]** See [The Equipment structure](#) for further explanation.

```

#undef USE_INT
EQUIPMENT equipment[] = {

    { "Trigger",                                // equipment name
      {1, 0,                                     // event ID, trigger mask
       "SYSTEM",                                // event buffer
#ifdef USE_INT
       EQ_INTERRUPT,                            // equipment type
#else
       EQ_POLLED,                               // equipment type
#endif
      LAM_SOURCE(CRATE, LAM_STATION(SLOT_C212)), // event source crate 0
      "MIDAS",                                  // format
      TRUE,                                     // enabled
      RO_RUNNING |                              // read only when running
      RO_ODB,                                   // and update ODB
      500,                                      // poll for 500ms
      0,                                        // stop run after this event limit
      0,                                        // number of sub events
      0,                                        // don't log history
      "", "", "" },

      ,
      read_trigger_event,                       // readout routine
      NULL, NULL,
      trigger_bank_list,                       // bank list
    },
    ...

```

- **[frontend_init()]** This function run once only at the application startup. Allows hardware checking, loading/setting of global variables, hot-link settings to the ODB etc... In case of CAMAC the standard call can be:

```

cam_init();                                // Init CAMAC access
cam_crate_clear(CRATE);                    // Clear Crate
cam_crate_zinit(CRATE);                     // Z crate
cam_inhibit_set(CRATE);                     // Set I crate
return SUCCESS;

```

- **[begin_of_run()]** This function is called for every run start transition. Allows to update user parameter, load/setup/clear hardware. At the exit of this function

the acquisition should be armed and ready to test the LAM. In case of CAMAC frontend, the LAM has to be declared to the Crate Controller. The function **cam_lam_enable(CRATE, SLOT_IO)** is then necessary in order to enable the proper LAM source station. The LAM source station has to also be enabled (F26).

The argument **run_number** provides the current run number being started. The argument **error** can be used for returning a message to the system. This string will be logged into the {b midas.log file.

```
// clear units
camc(CRATE, SLOT_C212, 0, 9);
camc(CRATE, SLOT_2249A, 0, 9);
camc(CRATE, SLOT_SC2, 0, 9);
camc(CRATE, SLOT_SC3, 0, 9);

camc(CRATE, SLOT_C212, 0, 26);           // Enable LAM generation

cam_inhibit_clear(CRATE);                // Remove I

cam_lam_enable(CRATE, SLOT_C212);        // Declare Station to CC as LAM source

// set and clear OR1320 pattern bits
camo(CRATE, SLOT_OR1320, 0, 18, 0x0330);
camo(CRATE, SLOT_OR1320, 0, 21, 0x0663); // Open run gate, reset latch
return SUCCESS;
```

- [\[poll_event\(\)\]](#) If the equipment definition is **EQ_POLLED** as an acquisition type, the [poll_event\(\)](#) will be called as often as possible over the corresponding poll time (ex:500ms see [The Equipment structure](#)) given by each polling equipment. The code below shows a typical CAMAC LAM polling loop. The **source** corresponds to a bitwise LAM station susceptible to generate LAM for that particular equipment. If the LAM is ORed for several stations and is independent of the equipment, the LAM test can be simplified (see example below)

```
// Trigger event routines -----
INT poll_event(INT source, INT count, BOOL test)
// Polling routine for events. Returns TRUE if event
// is available. If test equals TRUE, don't return. The test
// flag is used to time the polling.
{
    int i;
    DWORD lam;

    for (i=0 ; i<count ; i++)
    {
        cam_lam_read(LAM_SOURCE_CRATE(source), &lam);
        if (lam & LAM_SOURCE_STATION(source)) // Any of the equipment LAM
        // *** or ***
        if (lam)                               // Any LAM (independent of the equipment)
            if (!test)
                return lam;

    }

    return 0;
}
```

- **[Remark]** When multiple LAM sources are specified for a given equipment like:

```
LAM_SOURCE(JW_C,  LAM_STATION(GE_N)
           | LAM_STATION(JW_N)),
```

The polling function will pass to the readout function the actual LAM pattern read during the last polling. This pattern is a bitwise LAM station. The content of the **pevent** will be overwritten. This option allows you to determine which of the stations has been the real source of the LAM.

```
INT read_trigger_event(char *pevent, INT off)
{
    DWORD lam;

    lam = *((DWORD *)pevent);

    // check LAM versus MCS station
    // The clear is performed at the end of the readout function
    if (lam & LAM_STATION(JW_N))
    {
        ...
        ...
    }
}
```

- [\[read_trigger_event\(\)\]](#) Event readout function defined in the equipment list. Refer to further section for event composition explanation [FIXED event construction](#) , [MIDAS event construction](#) , [YBOS event construction](#) .

```
// Event readout -----
INT read_trigger_event(char *pevent, INT off)
{
    WORD *pdata, a;

    // init bank structure
    bk_init(pevent);

    // create ADC bank
    bk_create(pevent, "ADC0", TID_WORD, &pdata);
    ...
}
```

- [\[pause_run\(\) / resume_run\(\)\]](#) These two functions are called respectively upon "Pause" and "Resume" command. Any code relevant to the upcoming run state can be included. Possible commands when CAMAC is involved can be `cam_inhibit_set(CRATE)` and `cam_inhibit_clear(CRATE)`. The argument **run-number** provides the current run number being paused/resumed. The argument **error** can be used for returning a message to the system. This string will be logged into the `midas.log` file.

- [\[end_of_run\(\)\]](#) For every "stop run" transition this function is called and provides the opportunity to disable the hardware. In case of CAMAC frontend the LAM should be disabled.

The argument **run_number** provides the current run number being ended. The argument **error** can be used for returning a message to the system. This string will be logged into the midas.log file.

```
// set and clear OR1320 pattern bits or close run gate.
camo(CRATE, SLOT_OR1320, 0, 18, 0x0CC3);
camo(CRATE, SLOT_OR1320, 0, 21, 0x0990);

camc(CRATE, SLOT_C212, 0, 26);           // Enable LAM generation
cam_lam_disable(CRATE, SLOT_C212);       // disable LAM in crate controller
cam_inhibit_set(CRATE);                  // set crate inhibit
```

- [\[frontend_exit\(\)\]](#) This function runs when the frontend is requested to terminate. Can be used for local statistic collection etc.

6.10.2.1 The Equipment structure To write a frontend program, the user section ([frontend.c](#)) has to have an equipment list organized as a structure definition. Here is the structure list for a trigger and scaler equipment from the sample experiment example [frontend.c](#).

```
#undef USE_INT
EQUIPMENT equipment[] = {

    { "Trigger",           // equipment name
      {1, 0,              // event ID, trigger mask
       "SYSTEM",          // event buffer
#ifdef USE_INT
       EQ_INTERRUPT,      // equipment type
#else
       EQ_POLLED,         // equipment type
#endif
      LAM_SOURCE(0,0xFFFFF), // event source crate 0, all stations
      "MIDAS",            // format
      TRUE,               // enabled
      RO_RUNNING |        // read only when running
      RO_ODB,             // and update ODB
      500,                // poll for 500ms
      0,                  // stop run after this event limit
      0,                  // number of sub events
      0,                  // don't log history
      "", "", "" },
      ,
      read_trigger_event,  // readout routine
      NULL, NULL,
      trigger_bank_list,   // bank list
    }
}
```

'
...

- **["trigger","scaler"]**: Each equipment has to have a unique equipment name defined under a given node. The name will be the reference name of the equipment generating the event.
- **[1, 0]**: Each equipment has to be associated to a unique event ID and a trigger mask. Both the event ID and the trigger mask will be part of the event header of that particular equipment. The trigger mask can be modified dynamically by the readout routine to define a sub-event type on an event-by-event basis. This can be used to mix "physics events" (from a physics trigger) and "calibration events" (from a clock for example) in one run and identify them later. Both parameters are declared as 16bit value. If the Trigger mask is used in a single bit-wise mode, only up to 16 masks are possible.
- **["SYSTEM"]** After composition of an "equipment", the Midas frontend [mfe.c](#) takes over the sending of this event to the "system buffer" on the back-end computer. Dedicated buffer can be specified on those lines allowing a secondary stage on the back-end (Event builder to collect and assemble these events coming from different buffers in order to compose a larger event. In this case the events coming from the frontend are called fragment). In this example both events are placed in the same buffer called "SYSTEM" (default).
- **[Remark]** If this field is left empty ("") the readout function associated to that equipment will still be performed, but the actual event won't be sent to the buffer. The positive side-effect of that configuration is to allow that particular equipment to be mirrored in the ODB if the RO_ODB is turned on.
- **[EQ_XXX]** The field specify the type of equipment. It can be of a single type such as [EQ_POLLED](#), [EQ_INTERRUPT](#), [EQ_MULTITHREAD](#), and [EQ_SLOW](#). [EQ_POLLED](#) and [EQ_MULTITHREAD](#) are similar expect for the polling function which in the case of [EQ_MULTITHREAD](#) resides in a separate thread. This new type has been added to take advantage of the multi-core processor and free up CPU for other task than polling.
- **[EQ_POLLED]** In this mode, the name of the routine performing the trigger check function is defaulted to [poll_event\(\)](#). As polling consists of checking a variable for a true condition, if the loop would be infinite, the frontend would not be able to respond to any network commands. Therefore the loop count is determined when the frontend starts so that it returns after a given time-out if no event is available. This time-out is usually in the order of 500 milliseconds. This flag is mainly used for data acquisition based on a "LAM".


```
EQUIPMENT equipment[] = {
    { "Trigger",          // equipment name    ...
      500,                // poll for 500ms
      ...
    }
```

- [\[EQ_INTERRUPT\]](#) For this mode, Midas requires complete configuration and control of the interrupt source. This is provided by an interrupt configuration routine `interrupt_configure()` that has to be coded by the user in the user section of the frontend code. A pointer to this routine is passed to the system instead of the polling routine. The interrupt configuration routine has the following declaration:

```
INT interrupt_configure(INT cmd, INT source [], PTYPE adr)
{
    switch(cmd)
    {
        case CMD_INTERRUPT_ENABLE:
            cam_interrupt_enable();
            break;
        case CMD_INTERRUPT_DISABLE:
            cam_interrupt_disable();
            break;
        case CMD_INTERRUPT_ATTACH:
            cam_interrupt_attach((void (*)())adr);
            break;
        case CMD_INTERRUPT_DETACH:
            cam_interrupt_detach();
            break;
    }

    return CM_SUCCESS;
}
```

- [\[EQ_PERIODIC\]](#) In this mode the function associated to this equipment is called periodically. No hardware requirements is necessary to trigger the readout function. The "poll" field in the equipment declaration is in this case used for periodicity.
- [\[EQ_MULTITHREAD\]](#) This new equipment type is valid since version 2.0. It implements the multi-threading capability within the frontend code. The polling is performed within a separate thread and uses the ring buffer functions `rb_xxx` for inter-thread communication.
- [\[EQ_SLOW\]](#) Declare the equipment as a Slow Control equipment. This will enable the call to the **idle** function part of the class driver.
- [\[EQ_MANUAL_TRIG\]](#) This flag enables the equipment to be triggered by remote procedure call (RPC). If present, the web interface will provide a button for that action.
- [\[EQ_FRAGMENTED\]](#) This flag enables large events (beyond Midas configuration limit) to be handled by the system. This flag requires to have a valid

max_event_size_frag variable defined in the user frontend code ([frontend.c](#)). The **max_event_size** variable is used as fragment size in this case. This option is meant to be used in experiments where the event rate is not an issue but the size of the data needs to be extremely large. In any selected case, when the equipment is required to run, a declared function is called doing the actual user required operation. Under the four commands listed above, the user has to implement the adequate hardware operation performing the requested action. In **drivers** examples can be found on such an interrupt code. See source code such as `hyt1331.c`, `ces8210.c`.

- **CMD_INTERRUPT_ENABLE**: to enable an interrupt
- **CMD_INTERRUPT_DISABLE**: to disable an interrupt
- **CMD_INTERRUPT_INSTALL**: to install an interrupt callback routine at address `adr`.
- **CMD_INTERRUPT_DEINSTALL**: to de-install an interrupt.
- [**EQ_EB**] This flag identifies the equipment as a **fragment event** and should be ored with the **EQ_POLLED** in order to be identified by the `Event_Builder`.
- [**LAM_SOURCE**(0,0xFFFFF)] This parameter is a bit-wise representation of the 24 CAMAC slots which may raise the LAM. It defines which CAMAC slot is allowed to trigger the call to the readout routine. (See [read_trigger_event\(\)](#)).
- [**"MIDAS"**] This line specifies the data format used for generating the event. The following options are possible: **MIDAS**, **YBOS** and **FIXED**. The format has to agree with the way the event is composed in the user read-out routine. It tells the system how to interpret an event when it is copied to the ODB or displayed in a user-readable form.

MIDAS and YBOS or FIXED and YBOS data format can be mixed at the frontend level, but the data logger (mlogger) is not able to handle this format diversity on a event-by-event basis. In practice a given experiment should keep the data format identical throughout the equipment definition.

- [**TRUE**] "enable" switch for the equipment. Only when enable (**TRUE**) the related equipment is active.
- [**RO_RUNNING**] Specify when the read-out of an event should be occurring (transition state) or be enabled (state). Following options are possible:

RO_RUNNING	Read on state "running"
RO_STOPPED	Read on state "stopped"
RO_PAUSED	Read on state "paused"
RO_BOR	Read after begin-of-run
RO_EOR	Read before end-of-run
RO_PAUSE	Read when run gets paused
RO_RESUME	Read when run gets resumed
RO_TRANSITIONS	Read on all transitions
RO_ALWAYS	Read independently of the states and force a read for all transitions.
RO_ODB	Equipment event mirrored into ODB under variables

These flags can be combined with the logical OR operator. Trigger events in the above example are read out only when running while scaler events is read out when running and additionally on all transitions. A special flag RO_ODB tells the system to copy the event to the /Equipment/<equipment name>/Variables ODB tree once every ten seconds for diagnostic. Later on, the event content can then be displayed with ODBEdit.

- [500] Time interval for Periodic equipment (EQ_PERIODIC) or time out value in case of EQ_POLLING (unit in millisecond).
- [0 (stop after...)] Specify the number of events to be taken prior to forcing an End-Of-Run transition. The value 0 disables this option.
- [0 ([Super Event](#))] Enable the Super event capability. Specify the maximum number of events in the Super event.
- [0 ([History system](#))] Enable the MIDAS history system for that equipment. The value (positive in seconds) indicates the time interval for generating the event to be available for history logging by the mlogger task if running.
- ["" , "" , ""] Reserved field for system. Should be present and remain empty.
- [[read_trigger_event\(\)](#)] User read-out routine declaration (could be any name). Every time the frontend is initialized, it copies the equipment settings to the ODB under /Equipment/<equipment name>/Common. A hot-link to that ODB tree is created allowing some of the settings to be changed during run-time. Modification of "Enabled" flag, RO_xxx flags, "period" and "event limit" from the ODB is immediately reflected into the frontend which will act upon them. This function has to be present in the frontend code and will be called for every trigger under one of the two conditions:
 - [In polling mode] The poll_event has detected a trigger request while polling on a trigger source.
 - [In interrupt mode] An interrupt source pre-defined through the interrupt_configuration has occurred.

- [Remark 1] The first argument of the readout function provides the pointer to the newly constructed event and points to the first valid location for storing the data.
- [Remark 2] The content of the memory location pointed by **pevent** prior to its uses in the readout function contains the LAM source bitwise register. This feature can be exploited in order to identify which slot has triggered the readout when multiple LAM has been assigned to the same readout function. **Example:**

```
... in the equipment declaration
...
    LAM_SOURCE(JW_C,  LAM_STATION(GE_N) | LAM_STATION(JW_N)), // event source
    ...
    "", "", "",
    event_dispatcher,    // readout routine
...

INT event_dispatcher(char *pevent)
{
    DWORD lam, dword;
    INT    size=0;
    EQUIPMENT      *eq;

    // the *pevent contains the LAM pattern returned from poll_event
    // The value can be used to dispatch to the proper LAM function

    // !!!! ONLY one of the LAM is processed in the loop !!!!
    lam = *((DWORD *)pevent);

    // check LAM versus MCS station
    if (lam & LAM_STATION(JW_N))
    {
        ...
        // read MCS event
        size = read_mcs_event(pevent);
        ...

    else if (lam & LAM_STATION(GE_N))
    {
        ...
        // read GE event
        size = read_ge_event(pevent);
        ...

    return size;
}
```

- [Remark 3] In the example above, the Midas Event Header contains the same Event ID as the Trigger mask for both LAM. The event serial number will be incremented by one for every call to event_dispatcher() as long as the returned size is non-zero.
- [Remark 4] The return value should represent the number of bytes collected in this function. If the returned value is set to zero, The event will be dismissed and the serial number to that event will be decremented by one.

6.10.2.2 FIXED event construction The FIXED format is the simplest event format. The event length is fixed and is mapped to a C structure that is filled by the readout routine. Since the standard MIDAS analyzer cannot work with this format, it is only recommended for experiment, which uses its own analyzer and wants to avoid the overhead of a bank structure. For fixed events, the structure has to be defined twice: Once for the compiler in form of a C structure and once for the ODB in form of an ASCII representation. The ASCII string is supplied to the system as the "init string" in the equipment list.

Following statements would define a fixed event with two ADC and TDC values:

```
typedef struct {
    int adc0;
    int adc1;
    int tdc0;
    int tdc1;
    TRIGGER_EVENT;
}
char *trigger_event_str[] = {
    "adc0 = INT : 0",
    "adc1 = INT : 0",
    "tdc0 = INT : 0",
    "tdc1 = INT : 0",
    ASUM_BANK;
}
```

The **trigger_event_str** has to be defined before the equipment list and a reference to it has to be placed in the equipment list like:

```
{
...
    read_trigger_event, // readout routine
    poll_trigger_event, // polling routine
    trigger_event_str, // init string
}
```

The readout routine could then look like this, where the <...> statements have to be filled with the appropriate code accessing the hardware:

```
INT read_trigger_event(char *pevent)
{
    TRIGGER_EVENT *ptrg;

    ptrg = (TRIGGER_EVENT *) pevent;
    ptrg->adc0 = <...>;
    ptrg->adc1 = <...>;
    ptrg->tdc0 = <...>;
    ptrg->tdc1 = <...>;

    return sizeof(TRIGGER_EVENT);
}
```

6.10.3 MIDAS event construction

The MIDAS event format is a variable length event format. It uses "banks" as subsets of an event. A bank is composed of a bank header followed by the data. The bank header itself is made of 3 fields i.e: bank name (4 char max), bank type, bank length. Usually a bank contains an array of values that logically belong together. For example, an experiment can generate an ADC bank, a TDC bank and a bank with trigger information. The length of a bank can vary from one event to another due to zero suppression from the hardware. Besides the variable data length support of the bank structure, another main advantage is the possibility for the analyzer to add more (calculated) banks during the analysis process to the event in process. After the first analysis stage, the event can contain additionally to the raw ADC bank a bank with calibrated ADC values called CADC bank for example. In this CADC bank the raw ADC values could be offset or gain corrected.

MIDAS banks are created in the frontend readout code with calls to the MIDAS library. Following routines exist:

- `bk_init()` , `bk_init32()` Initializes a bank structure in an event.
- `bk_create()` Creates a bank with a given name (exactly four characters)
- `bk_close()` Closes a bank previously opened with `bk_create()`.
- `bk_locate()` Locates a bank within an event by its name.
- `bk_iterate()` Returns bank and data pointers to each bank in the event.
- `bk_list()` Constructs a string with all the banks' names in the event.
- `bk_size()` Returns the size in bytes of all banks including the bank headers in an event. The following code composes a event containing two ADC and two TDC values, the `<...>` statements have to be filled with specific code accessing the hardware:

```
INT read_trigger_event(char *pevent)
{
    INT *pdata;

    bk_init(pevent);

    bk_create(pevent, "ADC0", TID_INT, &pdata);
    *pdata++ = <ADC0>
    *pdata++ = <ADC1>
    bk_close(pevent, pdata);

    bk_create(pevent, "TDC0", TID_INT, &pdata);
    *pdata++ = <TDC0>
    *pdata++ = <TDC1>
    bk_close(pevent, pdata);

    return bk_size(pevent);
}
```

Upon normal completion, the readout routine returns the event size in bytes. If the event is not valid, the routine can return zero. In this case no event is sent to the back-end. This can be used to implement a software event filter (sometimes called "third level trigger").

```
INT read_trigger_event(char *pevent)
{
    WORD *pdata, a;

    // init bank structure
    bk_init(pevent);

    // create ADC bank
    bk_create(pevent, "ADC0", TID_WORD, &pdata);

    // read ADC bank
    for (a=0 ; a<8 ; a++)
        cami(1, 1, a, 0, pdata++);

    bk_close(pevent, pdata);

    // create TDC bank
    bk_create(pevent, "TDC0", TID_WORD, &pdata);

    // read TDC bank
    for (a=0 ; a<8 ; a++)
        cami(1, 2, a, 0, pdata++);

    bk_close(pevent, pdata);

    return bk_size(pevent);
}
```

6.10.4 YBOS event construction

The YBOS event format is also a bank format used in other DAQ systems. The advantage of using this format is the fact that recorded data can be analyzed with pre-existing analyzers understanding YBOS format. The disadvantage is that it has a slightly larger overhead than the MIDAS format and it supports fewer bank types. An introduction to YBOS can be found under:

YBOS

The scheme of bank creation is exactly the same as for MIDAS events, only the routines are named differently. The YBOS format is double word oriented i.e. all incrementation are done in 4 bytes steps. Following routines exist:

- [ybk_init\(\)](#) Initializes a bank structure in an event.
- [ybk_create\(\)](#) Creates a bank with a given name (exactly four characters)

- `ybk_close()` Closes a bank previously opened with `ybk_create()`.
- `ybk_size()` Returns the size in bytes of all banks including the bank headers in an event.

The following code creates an ADC0 bank in YBOS format:

```
INT read_trigger_event(char *pevent)
{
    DWORD i;
    DWORD *pbkdat;

    ybk_init((DWORD *) pevent);

    // collect user hardware data
    ybk_create((DWORD *)pevent, "ADC0", I4_BKTYPE, (DWORD *)(&pbkdat));
    for (i=0 ; i<8 ; i++)
        *pbkdat++ = i & 0xFFF;
    ybk_close((DWORD *)pevent, pbkdat);

    ybk_create((DWORD *)pevent, "TDC0", I2_BKTYPE, (DWORD *)(&pbkdat));
    for (i=0 ; i<8 ; i++)
        *((WORD *)pbkdat)++ = (WORD)(0x10+i) & 0xFFF;
    ybk_close((DWORD *) pevent, pbkdat);

    ybk_create((DWORD *)pevent, "SIMU", I2_BKTYPE, (DWORD *)(&pbkdat));
    for (i=0 ; i<9 ; i++)
        *((WORD *)pbkdat)++ = (WORD) (0x20+i) & 0xFFF;
    ybk_close((DWORD *) pevent, I2_BKTYPE, pbkdat);

    return (ybk_size((DWORD *)pevent));
}
```

6.10.5 Deferred Transition

This option permits the user to postpone any transition issued by any requester until some condition are satisfied. As examples:

- It may not be advised to pause or stop a run until let say some hardware has turned off a particular valve.
- The start of the acquisition system is postponed until the beam rate has been stable for a given period of time.
- While active, a particular acquisition system should not be interrupted until the "cycle" is complete.

In these examples, any application having access to the state of the hardware can register to be a "transition Deferred" client. It will then catch any transition request and postpone the trigger of such transition until *condition* is satisfied. The Deferred_Transition requires 3 steps for setup:

- Register the deferred transition.

```
//-- Frontend Init
INT frontend_init()
{
    INT    status, index, size;
    BOOL   found=FALSE;

    // register for deferred transition
    cm_register_deferred_transition(TR_STOP, wait_end_cycle);
    cm_register_deferred_transition(TR_PAUSE, wait_end_cycle);
    ...
}
```

- Provide callback function to serve the deferred transition

```
//-- Deferred transition callback
BOOL wait_end_cycle(int transition, BOOL first)
{
    if (first)
    {
        transition_PS_requested = TRUE;
        return FALSE;

        if (end_of_mcs_cycle)
        {
            transition_PS_requested = FALSE;
            end_of_mcs_cycle = FALSE;
            return TRUE;
        }
    }
    else
        return FALSE;
    ...
}
```

- Implement the condition code

```
... In this case at the end of the readout function...
...
INT read_mcs_event(char *pevent, INT offset)
{
    ...

    if (transition_PS_requested)
    {
        // Prevent to get new MCS by skipping re_arm_cycle and GE by GE_DISABLE LAM
        cam_lam_disable(JW_C,JW_N);
        cam_lam_disable(GE_C,GE_N);
        cam_lam_clear(JW_C,JW_N);
        cam_lam_clear(GE_C,GE_N);
        camc(GE_C,GE_N,0,GE_DISABLE);
        end_of_mcs_cycle = TRUE;

        re_arm_cycle();
        return bk_size(pevent);
    }
}
```

In the example above the frontend code register for PAUSE and STOP. The second argument of the `cm_register` *wait_end_cycle* is the declaration of the callback function. The callback function will be called as soon as the transition is requested and will provide the Boolean flag first to be TRUE. By setting the *transition_PS_requested*, the user will have the acknowledgment of the transition request. By returning FALSE from the callback you will prevent the transition to occur. As soon as the user condition is satisfied (`end_of_mcs_cycle = TRUE`), the return code in the callback will be set to TRUE and the requested transition will be issued. The Deferred transition shows up in the ODB under **/runinfo/Requested transition** and will contain the transition code (see [State Codes & Transition Codes](#)). When the system is in deferred state, an ODBedit override command can be issued to **force** the transition to happen. eg: `odbedit> stop now, odbedit> start now`. This override will do the transition function regardless of the state of the hardware involved.

6.10.6 Super Event

The Super Event is an option implemented in the frontend code in order to reduce the amount of data to be transferred to the backend by removing the bank header for each event constructed. In other words, when an equipment readout in either *MIDAS* or *YBOS* format (bank format) is complete, the event is composed of the bank header followed by the data section. The overhead in bytes of the bank structure is 16 bytes for `bk_init()`, 20 bytes for `bk_init32()` and `ybk_init()`. If the data section size is close to the number above, the data transfer as well as the data storage has a non-negligible overhead. To address this problem, the equipment can be setup to generate a so called **Super Event** which is an event composed of the initial standard bank header for the first event of the super event and up to **number of sub event** maximum successive data section before the closing of the bank.

To demonstrate the use of it, let's see the following example:

- Define equipment to be able to generate *Super Event*

```
{ "GE",                // equipment name
  2, 0x0002,           // event ID, trigger mask
  "SYSTEM",            // event buffer
#ifdef USE_INT
  EQ_INTERRUPT,        // equipment type
#else
  EQ_POLLED,           // equipment type
#endif
  LAM_SOURCE(GE_C, LAM_STATION(GE_N)), // event source
  "MIDAS",              // format
  TRUE,                 // enabled
  RO_RUNNING,           // read only when running
  200,                 // poll for 200ms
```

```

0,                // stop run after this event limit
1000,             // -----> number of sub event <----- enable Super event
0,               // don't log history
"", "", "",
read_ge_event,    // readout routine
',
...

```

- Setup the readout function for Super Event collection.

```

/-- Event readout
// Global and fixed -- Expect NWORDS 16bits data readout per sub-event
#define NWORDS 3

INT read_ge_event(char *pevent, INT offset)
{
    static WORD *pdata;

    // Super event structure
    if (offset == 0)
    {
        // FIRST event of the Super event
        bk_init(pevent);
        bk_create(pevent, "GERM", TID_WORD, &pdata);

    else if (offset == -1)
    {
        // close the Super event if offset is -1
        bk_close(pevent, pdata);

        // End of Super Event
        return bk_size(pevent);

    // read GE sub event (ADC)
    caml6i(GE_C, GE_N, 0, GE_READ, pdata++);
    caml6i(GE_C, GE_N, 1, GE_READ, pdata++);
    caml6i(GE_C, GE_N, 2, GE_READ, pdata++);

    // clear hardware
    re_arm_ge();

    if (offset == 0)
    {
        // Compute the proper event length on the FIRST event in the Super Event
        // NWORDS correspond to the !! NWORDS WORD above !!
        // sizeof(BANK_HEADER) + sizeof(BANK) will make the 16 bytes header
        // sizeof(WORD) is defined by the TID_WORD in bk_create()

        return NWORDS * sizeof(WORD) + sizeof(BANK_HEADER) + sizeof(BANK);

    else
        // Return the data section size only
        // sizeof(WORD) is defined by the TID_WORD in bk_create()

        return NWORDS * sizeof(WORD);
    }
}

```

The encoded description of the data section is left to the user. If the number of words per sub-event is fixed (NWORD), the sub-event extraction is simple. In the case of variable sub-event length, it is necessary to tag the first or the last word of each sub-event. The content of the sub-event is essentially the responsibility of the user.

- [Remark 1] The backend analyzer will have to be informed by the user on the content structure of the data section of the event as no particular tagging is applied to the **Super Event** by the Midas transfer mechanism.
- [Remark 2] If the **Super Event** is composed in a remote equipment running a different *Endian* mode than the backend processor, it would be necessary to insure the data type consistency throughout the **Super Event** in order to guarantee the proper byte swapping of the data content.
- [Remark 3] The event rate in the equipment statistic will indicate the rate of sub-events.

6.10.7 Slow Control System

Instead of talking directly to each other, frontend and control programs exchange information through the ODB. Each slow control equipment gets a corresponding ODB tree under /Equipment. This tree contains variables needed to control the equipment as well as variables measured by the equipment. In case of a high voltage equipment this is a Demand array which contains voltages to be set, a Measured array which contains read back voltages and a Current array which contains the current drawn from each channel. To change the voltage of a channel, a control program writes to the Demand array the desired value. This array is connected to the high voltage frontend via a ODB hot-link. Each time it gets modified, the frontend receives a notification and sets the new value. In the other direction the frontend continuously reads the voltage and current values from all channels and updates the according ODB arrays if there has been a significant change. This design has a possible inconvenience due to the fact that ODB is the key element of that control. Any failure or corruption of the database can result in wrong driver control. Therefore it is not recommended to use this system to control systems that need redundancy for safety purposes. On the other hand this system has several advantages:

- The control program does not need any knowledge of the frontend, it only talks to the ODB.
- The control variables only exist at one place that guarantees consistency among all clients.
- Basic control can be done through ODBEdit without the need of a special control program.

- A special control program can be tested without having a frontend running.
- In case of n frontend and m control programs, only $n+m$ network connections are needed instead of $n*m$ connection for point-to-point connections. Since all slow control values are contained in the ODB, they get automatically dumped to the logging channels. The slow control frontend uses the same framework as the normal frontend and behaves similar in many respects. They also create periodic events that contain the slow control variables and are logged together with trigger and scaler events. The only difference is that a routine is called periodically from the framework that has the task to read channels and to update the ODB. To access slow control hardware, a two-layer driver concept is used. The upper layer is a "class driver", which establishes the connection to the ODB variables and contains high level functionality like channel limits, ramping etc. It uses a "device driver" to access the channels. These drivers implement only very simple commands like "set channel" and "read channel". The device drivers themselves can use bus drivers like RS232 or GPIB to control the actual device.

Class driver, Device and Bus driver in the slow control system

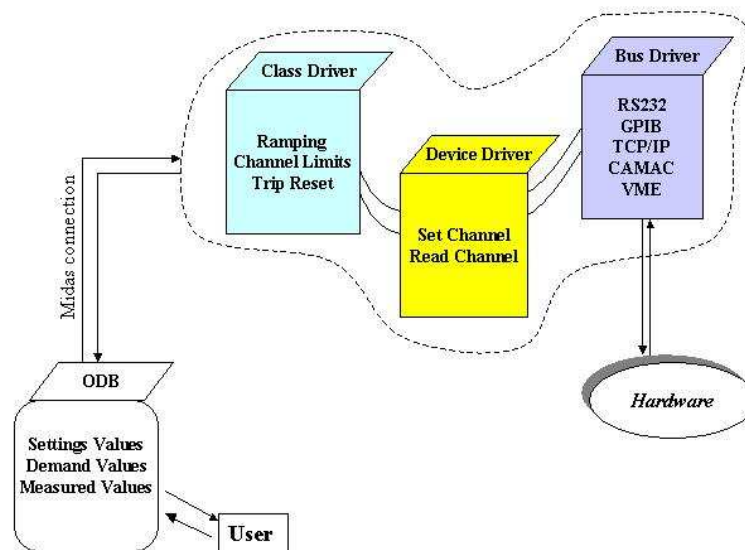


Figure 13: Class driver, Device and Bus driver in the slow control system

The separation into class and device drivers has the advantage that it is very easy to add new devices, because only the simple device driver needs to be written. All higher

functionality is inherited from the class driver. The device driver can implement richer functionality, depending on the hardware. For some high voltage devices there is a current read-back for example. This is usually reflected by additional variables in the ODB, i.e. a Current array. Frontend equipment uses exactly one class driver, but a class driver can use more than one device driver. This makes it possible to control several high voltage devices for example with one frontend in one equipment. The number of channels for each device driver is defined in the slow control frontend. Several equipment with different class drivers can be defined in a single frontend.

Key name	Type	#Val	Size	Last	Opn	Mode	Value

Epics	DIR						
Settings	DIR						
Channels	DIR						
Epics	INT	1	4	25h	0	RWD	3
Devices	DIR						
Epics	DIR						
Channel name	STRING	10	32	25h	0	RWD	
		[0]					GPS:VAR1
		[1]					GPS:VAR2
		[2]					GPS:VAR3
Names	STRING	10	32	17h	1	RWD	
		[0]					Current
		[1]					Voltage
		[2]					Watchdog
Update Threshold Measure	FLOAT	10	4	17h	0	RWD	
		[0]					2
		[1]					2
		[2]					2
Common	DIR						
Event ID	WORD	1	2	17h	0	RWD	3
Trigger mask	WORD	1	2	17h	0	RWD	0
Buffer	STRING	1	32	17h	0	RWD	SYSTEM
Type	INT	1	4	17h	0	RWD	4
Source	INT	1	4	17h	0	RWD	0
Format	STRING	1	8	17h	0	RWD	FIXED
Enabled	BOOL	1	4	17h	0	RWD	y
Read on	INT	1	4	17h	0	RWD	121
Period	INT	1	4	17h	0	RWD	60000
Event limit	DOUBLE	1	8	17h	0	RWD	0
Num subevents	DWORD	1	4	17h	0	RWD	0
Log history	INT	1	4	17h	0	RWD	1
Frontend host	STRING	1	32	17h	0	RWD	hostname
Frontend name	STRING	1	32	17h	0	RWD	Epics
Frontend file name	STRING	1	256	17h	0	RWD	feepic.c
Variables	DIR						
Demand	FLOAT	10	4	0s	1	RWD	
		[0]					1.56
		[1]					120
		[2]					87
Measured	FLOAT	10	4	2s	0	RWD	
		[0]					1.56
		[1]					120
		[2]					87
Statistics	DIR						

Events sent	DOUBLE	1	8	17h	0	RWDE	26
Events per sec.	DOUBLE	1	8	17h	0	RWDE	0
kBytes per sec.	DOUBLE	1	8	17h	0	RWDE	0

6.10.8 Electronic Logbook

The Electronic logbook is an alternative way of recording experiment information. This is implemented through the Midas web server [mhttpd task](#) (see [Elog page](#)). The definition of the options can be found in the ODB data base under [ODB /Elog Tree](#).

6.10.9 Log file

Midas provides a general log file **midas.log** for recording system and user messages across the different components of the data acquisition clients. The location of this file is dependent on the mode of installation of the system.

1. [without [ODB /Logger Tree](#)] In this case the location is defined by either the [MIDAS_DIR](#) environment (see [Environment variables](#)) or the definition of the experiment in the **exptab** file (see [Experiment Definition](#)). In both cases the log file will be in the experiment specific directory.
2. [with /Logger Tree] The **midas.log** will be sitting into the defined directory specified by **Data Dir**.

midas.log file contains system and user messages generated by any application connected to the given experiment.

The [MIDAS Macros](#) definition provides a list of possible type of messages.

```
Fri Mar 24 10:48:40 2000 [CHAOS] Run 8362 started
Fri Mar 24 10:48:40 2000 [Logger] Run #8362 started
Fri Mar 24 10:55:04 2000 [Lazy_Tape] cni-043[10] (cp:383.6s) /dev/nst0/run08360.ybs 849.896MB file N
Fri Mar 24 11:24:03 2000 [MStatus] Program MStatus on host umelba started
Fri Mar 24 11:24:03 2000 [MStatus] Program MStatus on host umelba stopped
Fri Mar 24 11:27:02 2000 [Logger] stopping run after having received 1200000 events
Fri Mar 24 11:27:03 2000 [CHAOS] Run 8362 stopped
Fri Mar 24 11:27:03 2000 [SUSIYBOS] saving info in run log
Fri Mar 24 11:27:03 2000 [Logger] Run #8362 stopped
Fri Mar 24 11:27:13 2000 [Logger] starting new run
Fri Mar 24 11:27:14 2000 [CHAOS] Run 8363 started
Fri Mar 24 11:27:14 2000 [CHAOS] odb_access_file -I- /Equipment/kos_trigger/Dump not found
Fri Mar 24 11:27:14 2000 [Logger] Run #8363 started
Fri Mar 24 11:33:47 2000 [Lazy_Tape] cni-043[11] (cp:391.8s) /dev/nst0/run08361.ybs 850.209MB file N
Fri Mar 24 11:42:35 2000 [CHAOS] Run 8363 stopped
Fri Mar 24 11:42:40 2000 [SUSIYBOS] saving info in run log
```

```
Fri Mar 24 11:42:41 2000 [ODBEEdit] Run #8363 stopped
Fri Mar 24 12:19:57 2000 [MChart] client [umelba.Triumf.CA]MChart failed watchdog test after 10 sec
Fri Mar 24 12:19:57 2000 [MChart] Program MChart on host koslx0 stopped
```

[Quick Start - Top - Utilities](#)

6.11 Introduction

[New Documented Features - Top - Components](#)

... A few words...

Acquiring, collecting and analyzing data is the essence of mankind to satisfy his urge for understanding natural phenomena by comparing "real" events to his own symbolic representation. These fundamental steps paved human evolution and in the world of science they have been the keys to major steps forward in our understanding of nature. Until the last couple of decade's -when "Silicium" was still underground, the PPP protocol (Paper, Pencil and Patience) was the basic tool for this "unique" task. With the development of the "Central Processing Unit", data acquisition using computers wired to dedicated hardware instrumentation became available. This has allowed scientists to sit back and turn their minds towards finding solutions to problems such as "How do I analyze all these data?" Since the last decade or so when "connectivity" appeared to be a powerful word, the data acquisition system had to adapt itself to that new vocabulary.

Based on this sudden new technology, several successful systems using decentralization of information have been developed. But the task is not simple! If the hardware is available, implementing a true distributed intelligence environment for a particular application requires that each node have full knowledge of the capability of all the other nodes. Complexity rises quickly and generalization of such systems is tough. Recently more pragmatic approaches emerged from all this, suggesting that central database information on a system may be more adequate, especially since processing and networking speed are not a "real" concern these days. MIDAS and its predecessor HIX may be counted part of the precursor packages in the field.

The old question: "How do we analyze all these data?" still remains and may have been the driving force behind this evolution :-).

6.11.1 What is Midas?

The Maximum Integrated Data Acquisition System (MIDAS) is a general-purpose system for event based data acquisition in small and medium scale physics experiments. It has been developed at the Paul Scherrer Institute (Switzerland) and at TRIUMF (Canada) between 1993 and 2000 (Release of Version 1.8.0). Presently ongoing development are more focused on the interfacing capability of the Midas package to external applications such as ROOT for data analysis (see [MIDAS Analyzer](#)).

Midas is based on a modular networking capability and a central database system.

MIDAS consists of a C library and several applications. They run on many different operating systems such as UNIX like, Windows NT, VxWorks, VMS and MS-DOS. While the system is already in use in several laboratories, the development continues with addition of new features and tools. Current development involves RTLinux for either dedicated frontend or composite frontend and backend system.

For the newest status, check the MIDAS home page: [Switzerland](#) , [Canada](#)

6.11.2 What can MIDAS do for you?

MIDAS has been designed for small and medium experiments. It can be used in distributed environments where one or more frontends are connected to the backend via Ethernet. The frontend might be an embedded system like a VME CPU running VxWorks or a PC running Windows NT or Linux. Data rates around 1MB/sec through standard Ethernet and 6.1MB/sec over Fast Ethernet can be achieved.

For small experiments and test setups the front-end program can run on the back-end computer thus eliminating the need of network transfer, presuming that the back-end computer has direct access to the hardware. Device drivers for common PC-CAMAC interfaces have been written for Windows NT and Linux. Drivers for PC-VME interfaces are commercially available for Windows NT.

For data analysis, users can write a complete analyzer or use the standard MIDAS analyzer which uses HBOOK routines for histogramming and PAW for histogram display.

The MIDAS package contains also a slow control system which can be used to control high voltage supplies, temperature control units etc. The slow control system is fully integrated in the main data acquisition and act as a front-end with particular built-in control mechanism. Slow control values can be written together with event data to tape.

[New Documented Features - Top - Components](#)

6.12 mhttpd task

[Utilities - Top - Data format](#)

mhttpd is the Midas Web Server. It provides Midas DAQ control through the web using any web browser.

This daemon application has to run in order to allow the user to access from a Web browser any Midas experiment running on a given host. Full monitoring and "Almost" full control of a particular experiment can be achieved through this Midas Web server. The color coding is green for present/enabled, red for missing/disabled, yellow for inactive. It is important to note the refresh of the page is not "event driven" but is controlled by a timer (see **Config-** button). This mean the information at any given time may reflect the experiment state of up to n second in the paste, where n is the timer setting of the refresh parameter. Its basic functionality are:

- Run control (start/stop).
- Frontend up-to-date status and statistics display.
- Logger up-to-date status and statistics display.
- Lazylogger up-to-date status and statistics display.
- Current connected client listing.
- Slow control data display.
- Basic access to ODB.
- Graphical history data display.
- Electronic LogBook recording/retrival messages
- Alarm monitoring/control
- ... and more ...

Each section is further described below:

- [Start page](#) - Run control page
- [ODB page](#) - Online Database manipulation (equivalent to ODBedit)
- [Equipment page](#) (Frontend info)
- [CNAF page](#) (CAMAC access page)
- [Message page](#) (Message Log)
- [Elog page](#) (Electronic Log)
 - [Internal Elog](#) (Internal)
 - [External Elog](#) (External)
- [Program page](#) (Program control)
- [History page](#) (History display)
- [Alarm page](#) (Alarm control)
- [Custom page](#) (User defined Web page)

mhttpd requires as argument the TCP/IP port number in order to listen to the web based request.

- **Arguments**

- [-h] : help
- [-p port] : port number, no default, should be 8081 for **Example** .
- [-D] : start program as a daemon

- **Usage**

```
>mhttpd -p 8081 -D
```

- **Description** Once the connection to a given experiment is established, the main Midas status page is displayed with the current ODB information related to this experiment. The page is sub-divided in several sections:

-[Experiment/Date] Current Experiment, current date.

-[Action/Pages buttons] Run control button, Page switch button. At any web page level within the Midas Web page the main status page can be invoked with the <status> button.

- [Start... button] Depending on the run state, a single or the two first buttons will be showing the possible action (Start/Pause/Resume/Stop) (see [Start page](#)).
- [ODB button] Online DataBase access. Depending on the security, R/W access can be granted to operated on any ODB field (see [ODB page](#)).
- [CNAF button] If one of the equipment is a CAMAC frontend, it is possible to issue CAMAC command through this button. In this case the frontend is acting as a RPC CAMAC server for the request (see [CNAF page](#)).
- [Messages button] Shows the n last entries of the Midas system message log. The last entry is always present in the status page (see below) (see [Message page](#)).
- [Elog button] Electronic Log book. Permit to record permanently (file) comments/messages composed by the user (see [Elog page](#)).
- [Alarms button] Display current Alarm setting for the entire experiment. The activation of an alarm has to be done through ODB under the /**Alarms** tree (See [Alarm System](#))
- [Program button] Display current program (midas application) status. Each program has a specific information record associated to it. This record is tagged as a hyperlink in the listing (see [Program page](#)).
- [History button] Display History graphs of pre-defined variables. The history setting has to be done through ODB under the /**History** (see [History system](#) , [History page](#)).
- [Config button] Allows to change the page refresh rate.

- [Help button] Help and link to the main Midas web pages.
- [User button(s)] If the user define a new tree in ODB named **Script** than any sub-tree name will appear as a button of that name. Each sub-tree (/Script/<button name>/) should contain at least one string key being the script command to be executed. Further keys will be passed as
 - **Arguments** to the script. Midas Symbolic link are permitted.
 - **Example** : The **Example** below defines a script names doit with 2 **Arguments** (run# device) which will be invoked when the button <doit> is pressed.

```
odbedit
mkdir Script
cd Script
mkdir doit
cd doit
create string cmd
ln "/runinfo/run number" run
create string dest
set dest /dev/hda
```

[Version >= 1.8.3 Alias Hyperlink] This line will be present on the status page only if the ODB tree /Alias. The distinction for spawning a secondary frame with the link request is done by default. For forcing the link in the current frame, add the terminal charater "&" at the end of the link name.

- **Example** : The **Example** will create a shortcut to the defined location in the ODB.

```
odbedit
ls
create key Alias
cd Alias
ln /Equipment/Trigger/Common "Trig Setting"
ln /Analyzer/Output "Analyzer"

create key "Alias new window"                                <-- Version < 1.8.3
cd "Alias new window"
ln /equipment/Scalers/Variables "Scalers Var"

or
cd Alias
ln /Equipment/Trigger/Common "Trig Setting&"                <-- Version >= 1.8.3
```

- [General info] Current run number, state, General Enable flag for Alarm, Auto restart flag Condition of mlogger.
- [Equipment listing] Equipment name (see [Equipment page](#)), host on which its running, Statistics for that current run, analyzed percentage by the "analyzer" (The numbers are valid only if the name of the analyser is "Analyzer").

- [Logger listing] Logger list. Multiple logger channel can be active (single application). The hyperlink "0" will bring you to the odb tree /Logger/channels/0/Settings. This section is present only when the Midas application [mlogger task](#) is running.
- [Lazylogger listing] Lazylogger list. Multiple lazy application can be active. This section is present only when the Midas application [lazylogger task](#) is running.
- [Last system message] Display a single line containing the last system message received at the time of the last display refresh.
- [Current client listing] List of the current active Midas application with the host-name on which their running.

Midas Web server

Title →	MIDAS experiment "midas"					Mon Dec 18 14:42:06 2000				
Action/Pages →	Start	ODB	CNAF	Messages	ELog	Alarms	Programs	History	Config	Help
User button(s) →	doit		doit2							
Trigger button(s) →	Trigger Scaler event									
Alias/Alias new window →	Trig setting doit setting									
General Info {	Run #63	Stopped	Alarms: On	Restart: Yes	Logging disabled					
	Start: Wed Nov 22 10:00:37 2000					Stop: Wed Nov 22 10:01:48 2000				
Equipment listing {	Equipment	FE Node	Events	Event rate[/s]	Data rate[kB/s]	Analyzed				
	Trigger	feflash@midmes04	7111	0.0	0.0	73 %				
	Scaler	feflash@midmes04	0	0.0	0.0	0.0%				
Logger Channels {	Channel		Active	Events	MB written	GB total				
	0 run00063.mid		Disabled	0	0.000	0.000				
	1 run00063.mid		Disabled	0	0.000	0.000				
Lazylogger application {	Lazy Label		Progress	File Name	# Files	Total				
	Disk 01		0 %		0	0.0 %				
	Tape 01		0 %		0	0.0 %				
Last system message →	Mon Dec 18 14:40:06 2000 [mhttpd] Program mhttpd on host midmes04 started									
Client listing {	feflash [midmes04]			Logger [midmes04]			Lazy_Disk [midmes04]			
	Lazy_Tape [midmes04]			mhttpd [midmes04]						

Figure 14: Midas Web server

6.12.1 Start page

Once the **Start** button is pressed, you will be prompt for experiment specific parameters before starting the run. The minimum set of parameter is the run number, it will be incremented by one relative to the last value from the status page. In the case you have defined the ODB tree **/Experiment/Edit on Start** all the parameters sitting in this directory will be displayed for possible modification. The **Ok** button will proceed to the start of the run. The **Cancel** will abort the start procedure and return you to the status page.

Start run request page. In this case the user has multiple run parameters defined under
"/Experiment/Edit on Start"

MIDAS experiment "e614"		Tue Dec 19 09:50:16 2000	
Start new run			
Run number	895		
Comment	Test, -150 mv th		
Write Data	y		
Exp type	3 mod test		
Operators	SCW RP		
Sc 1 HV (volts)	2300		
Sc 2 HV (volts)	1800		
GAS type	Ar 25 Iso 75		
U1 HV (volts)	-2000		
V1 HV (volts)	-2000		
U2 HV (volts)	-2000		
V2 HV (volts)	-1750		
U3 HV (volts)	-2000		
V3 HV (volts)	-2000		
Preampl (mV)	4200		
		Start	Cancel

Figure 15: Start run request page.

The title of each field is taken from the ODB key name it self. In the case this label has a poor meaning and extra explanation is required, you can do so by creating a new ODB tree under experiment **Parameter Comments/** . Then by creating a string entry named as the one in **Edit** on Start- you can place the extra information relative to that key (html tags accepted).

This "parameter comment" option is available and visible **ONLY** under the midas web page, the **odbedit start** command will not display this extra information.

```
[local:midas:S]/Experiment>ls -lr
Key name                                Type    #Val   Size   Last Opn Mode Value
-----
Experiment                              DIR
  Name                                  STRING  1      32    17s   0    RWD  midas
  Edit on Start                         DIR
    Write data                          BOOL    1      4     16m   0    RWD  y
    enable                              BOOL    1      4     16m   0    RWD  n
    nchannels                           INT     1      4     16m   0    RWD  0
    dwelling time (ns)                  INT     1      4     16m   0    RWD  0
  Parameter Comments                    DIR
    Write Data                          STRING  1      64    44m   0    RWD  Enable logging
    enable                              STRING  1      64     7m   0    RWD  Scaler for expt B1 only
    nchannels                           STRING  1      64    14m   0    RWD  <i>maximum 1024</i>
    dwelling time (ns)                  STRING  1      64     8m   0    RWD  <b>Check hardware now</b>

[local:midas:S]Edit on Start>ls -l
Key name                                Type    #Val   Size   Last Opn Mode Value
-----
Write Data                              LINK    1      19    50m   0    RWD  /logger/Write data
enable                                  LINK    1      12    22m   0    RWD  /sis/enable
number of channels                       LINK    1      15    22m   0    RWD  /sis/nchannels
dwelling time (ns)                       LINK    1      24    12m   0    RWD  /sis/dwelling time (ns)
```

Start run request page. Extra comment on the run condition is displayed below each entry.

MIDAS experiment "midas"		Fri Oct 12 10:33:15 2001	
Start new run			
Run number	<input type="text" value="2"/>		
Write Data	<input type="text" value="y"/>		
Enable logging	<input type="text" value="y"/>		
enable	<input type="text" value="n"/>		
Scaler for expt B1 only	<input type="text" value="n"/>		
number of channels	<input type="text" value="0"/>		
<i>maximum 1024</i>	<input type="text" value="0"/>		
dwelling time (ns)	<input type="text" value="0"/>		
Check hardware now	<input type="text" value="0"/>		
<input type="button" value="Start"/> <input type="button" value="Cancel"/>			

Figure 16: Start run request page.

6.12.2 ODB page

The ODB page shows the ODB root tree at first. Clicking on the hyperlink will walk you to the requested ODB field. The **Example** below show the sequence for changing the variable "PA" under the /equipment/PA/Settings/Channels ODB directory. A possible shortcut

If the ODB is Write protected, a first window will request the web password.

ODB page access.

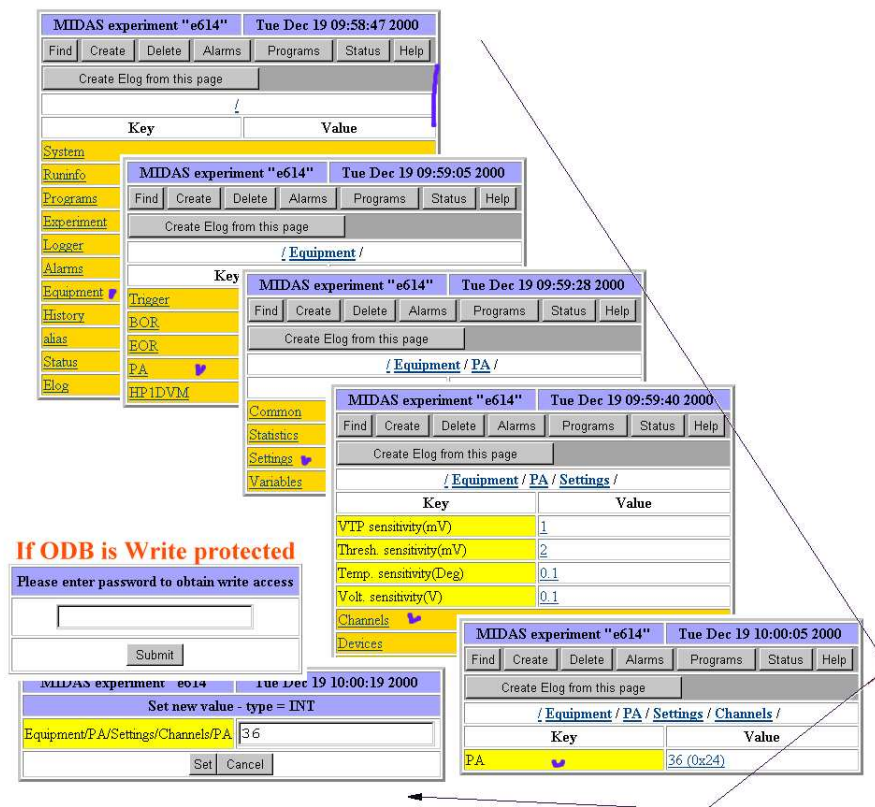


Figure 17: ODB page access.

6.12.3 Equipment page

The equipment names are linked to their respective **/Variables** sub-tree. This permit to access as a shortcut the current values of the equipment. In the case the equipment is a slow control equipment, the parameters list may be hyperlinked for parameter modification. This option is possible only if the parameter names have a particular name syntax (see [History system](#)).

Slow control page.

MIDAS experiment "e614"				Mon Dec 18 14:21:54 2000						
<div><div>ODB</div><div>Status</div><div>Help</div></div>										
Equipment: PA										
Groups: All Crate0 Crate1										
Names	D_VTp	M_VTp	D_Thres	M_ThresA	M_ThresB	D_TP	M_TP	Temp	Voltage+	Voltage-
Sl_0	0	0	0	0	0	n	n	51	-0.018	-0.006
Sl_1	1850	1852	1011	-1002	-998	n	n	31.3	5.061	-5.103
Sl_2	1793	1793	1017	-1002	-999	n	n	33.8	5.099	-5.112
Sl_3	1775	1774	1023	-1001	-1000	n	n	33.5	5.067	-5.093
Sl_4	1852	1852	1017	-1003	-999	n	n	34.9	5.076	-5.104
Sl_5	1800	1800	1014	-1004	-1000	n	n	38.5	5.055	-5.108
Sl_6	1786	1785	1011	-1001	-1000	n	n	40.4	5.066	-5.098
Sl_7	1798	1798	1011	-1004	-1000	n	n	37.3	5.083	-5.097
Sl_8	1795	1795	1018	-1002	-1002	n	n	32	5.073	-5.092
Sl_9	1801	1801	1016	-1001	-1002	n	n	35.1	5.09	-5.104
Sl_10	1797	1798	1033	-1001	-1000	n	n	34.7	5.065	-5.104
Sl_11	1795	1796	1019	-1000	-1002	n	n	31.3	5.057	-5.102
Sl_12	1797	0	1013	0	0	n	n	0	-0.022	-0.006
Sl_13	1798	1798	1016	-1002	-1000	n	n	34.3	5.067	-5.102
Sl_14	1793	1793	1016	-1000	-1000	n	n	32.4	5.07	-5.095
Sl_15	1799	1800	1015	-1000	-1001	n	n	28.9	5.068	-5.092
Sl_16	1782	1783	1007	-1002	-1001	n	n	37.7	5.058	-5.099
Sl_17	1798	1798	1011	-1001	-999	n	n	33.3	5.104	-5.094
Sl_18	1796	1796	1017	-1001	-1002	n	n	30.6	5.078	-5.103
Sl_19	1798	1797	1009	-1000	-1001	n	n	34.7	5.07	-5.106
Sl_20	1803	1803	1014	-1002	-1000	n	n	37.6	5.066	-5.11
Sl_21	1799	1799	1010	-1000	-1002	n	n	38.7	5.056	-5.11
Sl_22	1805	1805	1015	-1000	-1001	n	n	33.1	5.066	-5.114
Sl_23	1793	1793	1019	-1000	-1001	n	n	31.2	5.055	-5.096
Sl_24	1789	1788	1018	-1000	-1002	n	n	38.1	5.047	-5.105

Figure 18: Slow control page.

6.12.4 CNAF page

If one of the active equipment is a CAMAC based data collector, it will be possible to remotely access CAMAC through this web based CAMAC page. The status of the connection is displayed in the top right hand side corner of the window.

CAMAC command pages.

MIDAS experiment "silicon"			CAMAC server: feSilicon	
Execute			ODB	Status Help
N	A	F	Data	
1	0	0	0	
Repeat		1	C cycle	Z cycle
Repeat delay [ms]		0	Set inhibit	Clear inhibit
Data increment		0	Branch	0
A increment		0	Crate	1

MIDAS experiment "trinat"			No CAMAC server running	
Execute			ODB	Status Help
N	A	F	Data	
1	0	0	0	
Repeat		1	C cycle	Z cycle
Repeat delay [ms]		0	Set inhibit	Clear inhibit
Data increment		0	Branch	0
A increment		0	Crate	1

Figure 19: CAMAC command pages.

6.12.5 Message page

This page display by block of 100 lines the content of the Midas System log file starting with the most recent messages. The Midas log file resides in the directory defined by the experiment.

Message page.

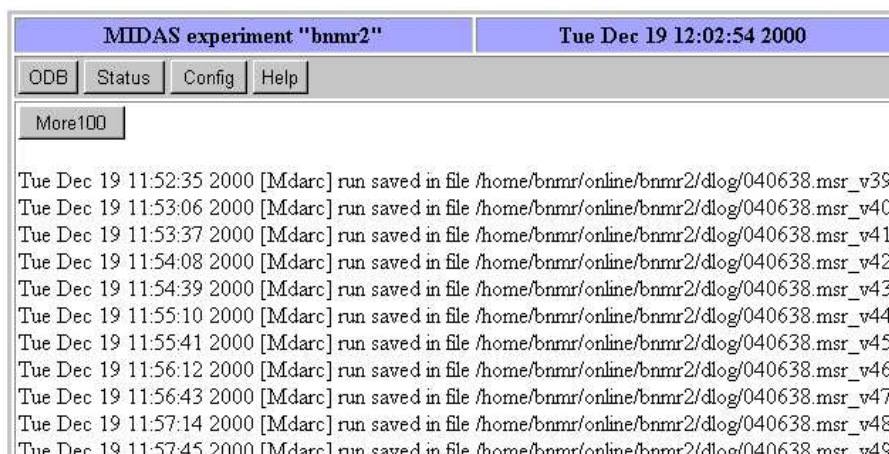


Figure 20: Message page.

6.12.6 Elog page

The ELOG page provides access to an electronic logbook. This tool can replace the experimental logbook for daily entries. The main advantage of Elog over paper logbook is the possibility to access it remotely and provide a general knowledge of the experiment. In the other hand, Elog is not limited strictly to experiments and worldwide Elog implementation can be found on the internet.

Since version 2.0.0, Elog comes in two flavors, i.e [Internal Elog](#) where the Elog is built in the mhttpd Midas web interface, or [External Elog](#) where the Elog runs independently from the experiment and mhttpd as well. While the internal doesn't requires any setup, the latter requires a proper Elog installation which is fully described on the [Elog](#) web site. The External Elog implementation requires to have a dedicated entry in the ODB following the code below. It requires also to have the package Elog previously installed and properly configured. Once the ODB entry is existant, the internal ELOG is disabled.

6.12.6.1 Internal Elog By default the mhttpd provides the internal Elog. The entry destination directory is established by the logger key in ODB (see [Elog_Dir](#)) The Electronic Log page shows the most recent Log message recorded in the system. The top buttons allows you to either Create/Edit/Reply/Query/Show a message

main Elog page.

MIDAS Electronic Logbook				Experiment "chaos"	
New	Edit	Reply	Query	Last 10 entries	Shift Check
				Runlog	Status
Next	Previous	Last	<i>Check a category to browse only entries from that category</i>		
Entry date: Sun Nov 19 06:10:20 2000				Run number: 13079	
<input type="checkbox"/> Author: rmeier				<input type="checkbox"/> Type: Shift Check	
<input type="checkbox"/> System General				<input type="checkbox"/> Subject:	
1 Log beam channel : [X] adjusted B1 (.5 Gauss) 2 Target T-P Ok? : [X] MT running 3 All Chambers V-I Ok? : [X] 4 DAQ : [X] 5 Histograms, dotplots Ok? : [X]					

Figure 21: main Elog page.

The format of the message log can be written in HTML format.

HTML Elog message.

MIDAS Electronic Logbook		Experiment "tuda"	
New	Edit	Reply	Query
Last 24 hours		Runlog	Status
Next Previous Last <i>Check a category to browse only entries from that category</i>			
Entry date: Thu Sep 14 14:55:34 2000		Run number: 1	
<input type="checkbox"/> Author: midas@midmes02.triumf.ca		<input type="checkbox"/> Type: Info	
<input type="checkbox"/> System: General		<input type="checkbox"/> Subject: DAQ	
<p>Hello TUDA folks,</p> <ul style="list-style-type: none"> The main components of the DAQ for upcoming run is "basically" installed. The VME crates contains the PPC and the CES CBD8210 CAMAC branch driver. This CBD is connected to two A2 CAMAC Crate Controllers. Acquisition for 16x8 ADCs + 4x32 TDCs. 			
CRATE 1		Modules	
Slot 01-16		ADC 4418 Silena	
Slot 17-20		TDC 3377 LeCroy or Command list	
Slot 21		Output Register OR2027 SEN	
Slot 22-23		Pattern Unit C212	
Slot 24-25		Crate Controller A2 Jorway 71B Spec	
CRATE 2		Modules	
Slot 01		Hex 24bit Scalers KCS3815	
Slot 22-23		Branch terminator BHT-002/D SEC	
Slot 24-25		Crate Controller A2 1302 BiRa system	
System Status log:			
<i>Date</i>	<i>Successful</i>	<i>Unsuccessful or not done yet</i>	
September 14/2000	Optical 100BaseT link to the Shack		

Figure 22: HTML Elog message.

- A feature of the Elog entry page is the **Shift Check** button, this permit for the experimenter in shift to go through a check list and record his findings in the Elog system. The check list is user defined and can be found in the ODB under **/Elog**

HTML Elog message.

The screenshot shows two overlapping web forms. The top form, titled "MIDAS Electronic Logbook", has a header bar with "Experiment 'xenon'". Below the header are buttons: "New", "Edit", "Reply", "Query", "Gas Handling" (circled in red), "Runlog", and "Status". Further down are buttons for "Last 8h", "Last 24h", "Last 7d", "Next", "Previous", and "Last". A text prompt says "Check a category to browse only entries from that category". The form contains fields for "Entry date: Sat Jul 22 17:09:46 2006", "Run number: 1183", "Author: me@node.triumf.ca", "Type: Fix", "System: Electronics", and "Subject: A2 and D2 amps". A text area below contains a log entry: "D2 and A2 fixed at ~14:00. Preamps were alive, it was missing contact in preamp input. All HV back at ~16:00. Run program resumed. Now running 1183 CHV=3.5kV,". A red arrow points from the "Gas Handling" button to a second form below.

The second form, titled "MIDAS Electronic Logbook" and "Form 'Gas Handling'", has buttons for "Submit" and "Reset Form". It contains fields for "Entry date: Tue Aug 1 08:45:32 2006", "Run number: 1310", and "Author: Pierre". Below these is a table with three columns: "Item", "Checked", and "Comment".

Item	Checked	Comment
1 N2 pressure	<input checked="" type="checkbox"/>	after filling
2 Vessel Temperature	<input checked="" type="checkbox"/>	rising!

At the bottom of the form is a field for "Attachment0:" with the value "Gaslog.txt".

Figure 23: HTML Elog message.

- The code below generates the above screen. The key *Gas Handling* contains all the information for a given form. There is no limit to the number of entries. By specifying an entry with the name *Attachment0, Attachment1, ...* and filling it with a fix file name, its content will be attached to the Elog entry for every shift report.

```
[local:myexpt:Running]>cd /Elog/
[local:myexpt:Running]/Elog>mkdir Forms
[local:myexpt:Running]/Elog>cd Forms/
[local:myexpt:Running]Forms>mkdir "Gas Handling"
[local:myexpt:Running]Forms>cd "Gas Handling"
[local:myexpt:Running]Gas Handling>create string "N2 Pressure"
String length [32]:
[local:myexpt:Running]Gas Handling>create string "Vessel Temperature"
String length [32]:
[local:myexpt:Running]Gas Handling>ls
N2 pressure
Vessel Temperature
[local:myexpt:Running]Gas Handling>
[local:xenon:Running]Gas Handling>create string Attachment0
String length [32]: 64
[local:xenon:Running]Gas Handling>set Attachment0 Gaslog.txt
```

- The **runlog** button display the content of the file **runlog.txt** which is expected to be in the data directory specified by the ODB key **/Logger/Data Dir**. Regardless of its content, it will be displayed in the web page. Its common uses is to **append**

lines after every run. The task appending this run information can be any of the midas application. **Example** is available in the *examples/experiment/analyzer.c* which at each end-of-run (EOR) will write to the runlog.txt some statistical informations.

Elog page, Runlog display.

MIDAS File Display						Experiment "ltmo"					
ELog		Status									
Run#	Date	Time	Freq	RF	DVM	Still_H	MC_H	Film_H	Sec	Shunt	Terminal
40034	20001018	16:25:25	0.000000e+00	0.000	0.000001	0.000000	0.000000	0.000000	10	0.056076	0.006103
40035	20001018	16:25:40	7.000000e+07	0.000	0.000002	0.000000	0.000000	0.000000	10	0.058364	0.006027
40036	20001018	16:25:55	7.000000e+07	0.000	0.000006	0.000000	0.000000	0.000000	10	0.058364	0.006027
40037	20001018	16:26:09	7.000000e+07	0.000	0.000005	0.000000	0.000000	0.000000	10	0.058364	0.006027
40038	20001018	16:26:23	7.000000e+07	0.000	0.000006	0.000000	0.000000	0.000000	10	0.058364	0.006027
39000	20001018	17:21:31	7.000000e+07	0.000	0.000008	0.000000	0.102539	0.000000	10	0.059509	0.006256
39001	20001018	17:21:47	7.000000e+07	0.000	0.000005	0.000000	0.102539	0.000000	10	0.056076	0.006103
39002	20001018	17:22:04	7.000000e+07	0.000	0.000003	0.000000	0.102539	0.000000	10	0.056076	0.006103
39003	20001018	17:22:20	7.000000e+07	0.000	0.000002	0.000000	0.102539	0.000000	10	0.056076	0.006103
39004	20001018	17:22:35	7.000000e+07	0.000	0.000002	0.000000	0.102539	0.000000	10	0.056076	0.006103
39000	20001018	17:48:25	7.000000e+07	0.000	0.000006	0.000000	0.102539	0.000000	1000	0.054931	0.006179
39001	20001018	18:05:11	7.000000e+07	0.000	0.000007	0.000000	0.102539	0.000000	1000	0.057220	0.006332
39002	20001018	18:21:56	7.000000e+07	0.000	0.000006	0.000000	0.102539	0.000000	1000	0.056076	0.006256
39003	20001018	18:38:42	7.000000e+07	0.000	0.000008	0.000000	0.102539	0.000000	1000	0.056076	0.006179
39004	20001018	18:55:27	7.000000e+07	0.000	0.000004	0.000000	0.104960	0.000000	1000	0.058364	0.006103
39005	20001018	19:12:14	7.000000e+07	0.000	0.000006	0.000000	0.102539	0.000000	1000	0.053787	0.006332
39006	20001018	19:28:59	7.000000e+07	0.000	0.000005	0.000000	0.104960	0.000000	1000	0.053787	0.006332
39007	20001018	19:45:44	7.000000e+07	0.000	0.000005	0.000000	0.104960	0.000000	1000	0.057220	0.006179
39008	20001018	20:02:32	7.000000e+07	0.000	0.000004	0.000000	0.104960	0.000000	1000	0.062942	0.006256
39009	20001018	20:19:18	7.000000e+07	0.000	0.000005	0.000000	0.104960	0.000000	1000	0.057220	0.006332
39010	20001018	20:36:06	7.000000e+07	0.000	0.000005	0.000000	0.107422	0.000000	1000	0.053787	0.005874
39011	20001018	20:52:52	7.000000e+07	0.000	0.000008	0.000000	0.107422	0.000000	1000	0.057220	0.006256
39012	20001018	21:09:39	7.000000e+07	0.000	0.000006	0.000000	0.107422	0.000000	1000	0.057220	0.006332

Figure 24: Elog page, Runlog display.

- When composing a new entry into the Elog, several fields are available to specify the nature of the message i.e: Author, Type, System, Subject. Under Type and System a pulldown menu provides multiple category. These categories are user definable through the odb under the tree **/Elog/Types**, **/Elog/Systems**. The number of category is fixed to 20 maximum but any remaining field can be left empty.

Elog page, New Elog entry form.

Figure 25: Elog page, New Elog entry form.

6.12.6.2 External Elog The advantage of using the external Elog over the built-in version is its felxibility. This package is used worldwide and improvement is constantly added. A full features documentations and standalone installation can be found at the [Elog](#) web site.

It's installation requires requires several steps described below.

- Download the Elog package from the mentioned web site.
 - Windows, Linux, Mac version can be found there. Simple installation procedures are also described. Its installation can be done at the system level or at the user level. The Elog can service multiple Electronic logbooks in parallel and therefore an extra entry in its configuration file can provide specific experimental elog in a similar fashion as the internal one.
 - You need to take note of several consideration for its installation. You need to determine several locations for the different files that elog deals with.
 - * elog resource directory (ex: /elog_installation_dir where elog is installed)

- * logbook directory (ex: /myexpt/logbook where the pwd and elog entries are stored). The pwd file uses encryption for the user password.
- As this Elog installation is tailored towards an experiment, a restriction applies i.e: Ensure that the mhttpd and elog applications shares at least the same file system. This means that either both applications runs on the same machine or a nsf mount provides file sharing.
- * You need to know the node and ports for both application. As mhttpd, elogd requires a port number for communication through the web (ex: NodeA:mhttpd -p 8080, NodeB:elogd -p 8081).

1. copy the default midas/src/elogd.cfg from the midas distribution to your operating directory.
2. modify the elogd.cfg to reflect your configuration

```
# This is a simple elogd configuration file to work with Midas
# $Id: mhttpd.dox 3317 2006-09-06 04:01:31Z amaudruz $
```

```
[global]
; port under which elogd should run
port = 8081
; password file, created under 'logbook dir'
password file = elog.pwd
; directory under which elog was installed (themes etc.)
resource dir = /elog_installation_dir
; directory where the password file will end up
logbook dir = /myexpt/logbook
; anyone can create it's own account
self register = 1
; URL under which elogd is accessible
url = http://ladd00.triumf.ca:8081
; the "main" tab will bring you back to mhttpd
main tab = Xenon
; this is the URL of mhttpd which must run on a different port
main tab url = http://NodeA:8080
; only needed for email notifications
smtp host = your.smtp.host
; Define one logbook for online use. Several logbooks can be defined here
[MyOnline]
; directory where the logfiles will be written to
Data dir = /myexpt/logbook
Comment = My MIDAS Experiment Electronic Logbook
; mimic old mhttpd behaviour
Attributes = Run number, Author, Type, System, Subject
Options Type = Routine, Shift Summary, Minor Error, Severe Error, Fix, Question, Info
Options System = General, DAQ, Detector, Electronics, Target, Beamline
Extendable Options = Type, System
; This substitution will enter the current run number
Preset Run number = $shell(odbedit -e myexpt -h NodeA -d Runinfo -c 'ls -v \"run num
Preset Author = $long_name
Required Attributes = Type, Subject
; Run number and Author cannot be changed
Locked Attributes = Run number, Author
Page Title = ELOG - $subject
Reverse sort = 1
Quick filter = Date, Type, Author
```

```
; Don't send any emails
Suppress email to users = 1
```

3. start the elog daemon. **-x** is for the shell substitution of the command *Preset Run number = \$shell(...*. The argument invokes the odbedit remotely if needed to retrieve the current run number. You will have to ensure the proper path to the odbedit and the proper **-e**, **-h** arguments for the experiment and host. You may want to verify this command from the console.

```
NodeB:~>/installation_elog_dir/elogd -c elogd.cfg -x
```

4. start the mhttpd at its correct port and possibly in the daemon form.

```
NodeA:~>mhttpd -p 8080 -D
```

5. At this point the Elog from the Midas web page is accessing the internal Elog. To activate the external Elog, include in the ODB two entries such as:

```
NodeX:> odbedit -e myexpt -h NodeA
[NodeX:myexpt:Running]/>cd elog
[NodeX:myexpt:Running]/Elog>create string Url
String length [32]: 64
[NodeX:myexpt:Running]/Elog>set Url http://NodeB:8081/MyOnline
[NodeX:myexpt:Running]
[NodeX:myexpt:Running]/Elog>create string "Logbook Dir"
String length [32]: 64
[NodeX:myexpt:Running]/Elog>set "Logbook Dir" /myexpt/logbook

[NodeX:myexpt:Running]/Elog>ls
Logbook Dir          /home/myexpt/ElogBook
Url                  http://NodeB:8081/MyOnline
```

6. Confirm proper operation of the external Elog by creating an entry. You will be prompt for a username and password. Click on New registration. Full control of these features are described in the Elog documentation.
7. Stop and restart the Elogd in the background.
8. In the event you had previous entry under the internal elog, you can convert the internal to external using the elconv tool.

```
NodeB:~>/installation_elog_dir/elogd -c elogd.cfg -x -D
NodeB:~> cp internal/elog_logbook/*.log /myexpt/logbook/.
NodeB:~> cd /myexpt/logbook
NodeB:~> /installation_elog_dir/elconv
```

6.12.7 Program page

This page present the current active list of the task attached to the given experiment. On the right hand side a dedicated button allows to stop the program which is equivalent to the ODBedit command **odbedit> sh <task name>** .

The task name hyperlink pops a new window pointing to the ODB section related to that program. The ODB structure for each program permit to apply alarm on the task presence condition and automatic spawning at either the beginning or the end of a run.

Program page.

The main window displays the 'MIDAS experiment "ltno"' interface. It has tabs for 'Alarms' and 'Status'. The 'Status' tab is active, showing a table of running programs. The table has columns: Program, Running on host, Alarm class, Autorestart, and a 'Stop' button for each program.

Program	Running on host	Alarm class	Autorestart	
ODBEEdit	ltno01 ltno01 ltno01 ltno01 midus03	-	No	Stop ODBEdit
Speaker	ltno01	-	No	Stop Speaker
MStatus	ltno01	-	No	Stop MStatus
ltnoRC	ltno01	-	No	Stop ltnoRC
Logger	ltno01	-	No	Stop Logger
Analyzer	ltno01	-	No	

A pop-up window is open for the 'ltnoRC' program, showing its ODB settings. The window has tabs for 'Find', 'Create', 'Delete', 'Alarms', 'Programs', 'Status', and 'Help'. The 'Programs' tab is active, showing a table of ODB settings.

/ Programs / ltnoRC /	
Key	Value
Auto start	n
Auto stop	n
Auto restart	n
Required	n
Start command	(empty)
Alarm Class	(empty)
Checked last	0 (0x0)
Alarm count	0 (0x0)
Watchdog timeout	10000 (0x2710)

Figure 26: Program page.

6.12.8 History page

This page reflects the [History system](#) settings (CVS r1.271). It lists on the top of the page the possible group names containing a list of panels defined in the ODB. Next

a serie of buttons defines the time scale of the graph with predefined time window, "<<","<" "+" "-" ">" ">>" buttons permit the shifting of the graph in the time direction. Other buttons will allow graph resizing, Elog attachment creation, configuration of the panel and custom time frame graph display. By default a single group is created "Default" containing the trigger rate for the "Trigger" equipment.

The configuration options for a given panel consists in:

- Zooming capability, run markers, logarithmic scale.
- Data query in time.
- Time scale in date format.
- Web based page creation ("new" button) for up to 10 history channels per page.

History page.

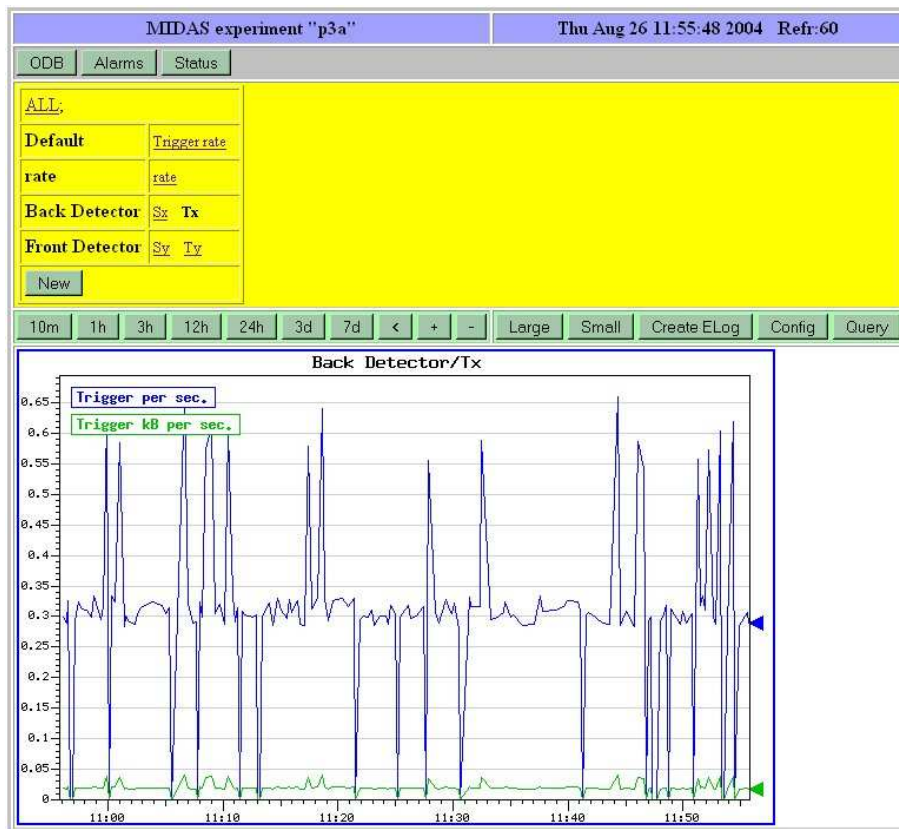


Figure 27: History page.

History channel selection Page.

MIDAS experiment "ltuo" Tue Jun 11 22:33:22 2002

Save Cancel Refresh Delete Panel

Panel "Bridge"

Time scale: 1h

☒ Zero Ylow

☐ Logarithmic Y axis

☐ Show run markers

Col	Event	Variable	Factor	Offset
Blue	TempBridge	Bridge Ch 1 Measured	1	0
Green	TempBridge	Bridge Ch 2 Measured		0
Red	TempBridge	Bridge Ch 3 Measured		0
Cyan	TempBridge	Bridge Ch 4 Measured		0
Magenta	DVM	Bridge Ch 5 Measured		0
Yellow	Meters	Bridge Ch 6 Measured		0
Grey	Cryostat	Bridge Ch 7 Measured		0
Light Green				0
Light Red				0
Light Blue				0

Bridge Ch 1 Measured
Bridge Ch 2 Measured
Bridge Ch 3 Measured
Bridge Ch 4 Measured
Bridge Ch 5 Measured
Bridge Ch 6 Measured
Bridge Ch 7 Measured
Bridge Ch 1 Excitation
Bridge Ch 2 Excitation
Bridge Ch 3 Excitation
Bridge Ch 4 Excitation
Bridge Ch 5 Excitation
Bridge Ch 6 Excitation
Bridge Ch 7 Excitation
Bridge Ch 1 BMES
Bridge Ch 2 BMES
Bridge Ch 3 BMES
Bridge Ch 4 BMES
Bridge Ch 5 BMES
Bridge Ch 6 BMES
Bridge Ch 7 BMES

Figure 28: History channel selection Page.

6.12.9 Alarm page

This page reflects the [Alarm System](#) settings. It presents the four type of alarms:

- [Evaluated alarms] Triggered by ODB value on given arithmetical condition.
- [Program alarms] Triggered on condition of the state of the defined task.

- [Internal alarms] Trigger on internal (program) alarm setting through the use of the *al_...()* functions.
- [Periodic alarms] Triggered by timeout condition defined in the alarm setting.

6.12.10 Custom page

The Custom page is available since version 1.8.3. It has been improved during version 1.9.5 (mhttpd.c CVS-1.288).

This custom web page provides to the user a mean of creating a secondary personal web page activated within the standard Midas web interface. This custom page can contain specific links to the ODB and therefore present in a more compact way the essential parameter of the controlled experiment. Two mode of operations are available:

- [Internal HTML document](#). : The html code is fully stored in the Online Database (ODB). This page is web editable.
- [External referenced HTML document](#). : ODB contains a link to an external html document.
- [Custom Script usage](#). : External html code with custom script option.

6.12.10.1 Internal HTML document. This page reflects the html content of a given ODB key under the **/Custom/** key. If keys are defined in the ODB under the **/Custom/** the name of the key will appear in the main status page as the **Alias** keys. By clicking on the Custom page name, the content of the **/Custom/<page>** is interpreted as html content.

Custom web page with history graph.

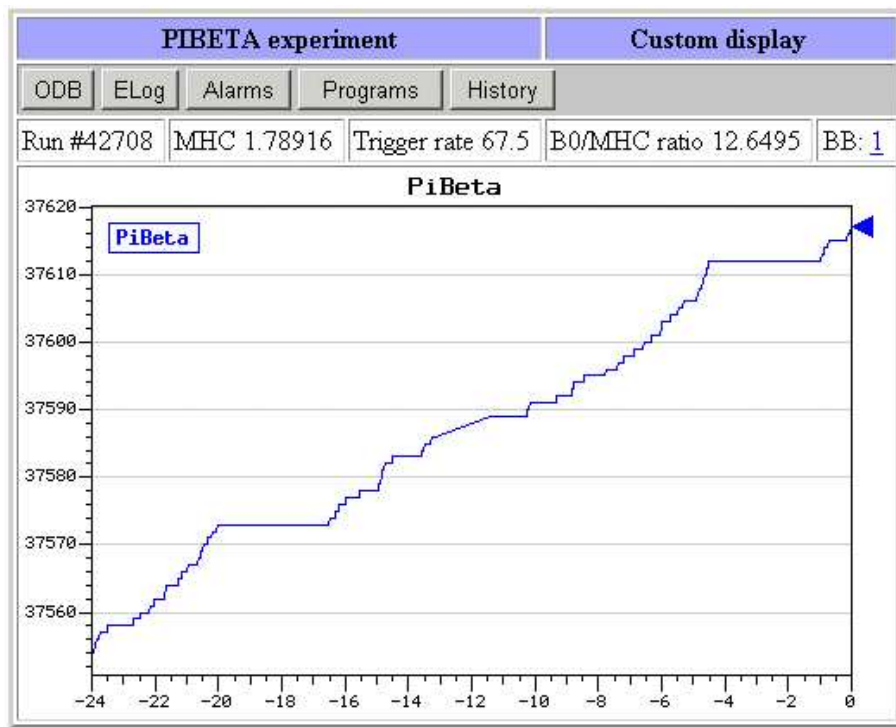


Figure 29: Custom web page with history graph.

The access to the ODB field is then possible using specific HTML tags:

- `<odb src="odb field">` Display ODB field.
- `<odb src="odb field" edit=1>` Display and Editable ODB field.
- `<form method="GET" action="http://hostname.domain:port/CS/<Custom_page_key">>` Define method for key access.
- `<meta http-equiv="Refresh" content="60">` Standard page refresh in second.
- `<input type="submit" name="cmd" value="<Midas_page">>` Define button for accessing Midas web pages. Valid values are the standard midas buttons (Start, Pause, Resume, Stop, ODB, Elog, Alarms, History, Programs, etc).
- `` Reference to an history page.

ODB /Custom/ html field.

MIDAS experiment "pibeta" Tue Sep 4 20:02:11 2001	
Find Create Delete Alarms Programs Status Help	
Create Elog from this page	
/ Custom /	
Key	Value
Overview&	<pre> <html> <head><meta http-equiv="Refresh" content="60"> <title>PIBETA status</title></head> <body><form method="GET" action="http://..... .psi.ch/CS/Overview"> <table border=3 cellpadding=2> <tr><th colspan=3 bgcolor=#A0A0FF>PIBETA experiment<th colspan=3 bgcolor=#A0A0FF>Custom display </tr> <tr><td colspan=6 bgcolor=#C0C0C0> <input type=submit name=cmd value=ODB> <input type=submit name=cmd value=Elog> <input type=submit name=cmd value=Alarms> <input type=submit name=cmd value=Programs> <input type=submit name=cmd value=History> </tr> <tr align=center> <td>Run #<odb src="/runinfo/run number"> <td>MHC <odb src="/Alias/Rates/MHC"> <td>Trigger rate <odb src="/Alias/Rates/Trigger"> <td colspan=1>BO/MHC ratio <odb src="/Alias/Rates/BO-MHC"> <td colspan=2>BB: <odb src="/Equipment/Beamline/Variables/Demand[0]" edit=1> </tr> <tr><td colspan=6> </tr> </table> </body></html> </pre>
	Edit <pre> <html> <head><meta http-equiv="Refresh" content="60"> <title>PIBETA status</title></head> </pre>

Figure 30: ODB /Custom/ html field.

The insertion of a new Custom page requires the following steps:

- Create an initial html file using your favorite HTML editor.
- Insert the ODB HTML tags at your wish.
- Invoke ODBedit, create the Custom directory, import the html file.
- **Example** of loading the file mcustom.html into odb.

```

Tue> odbedit
[local:midas:Stopped]/>ls
System
Programs
Experiment
Logger
Runinfo
Alarms
Equipment
[local:midas:Stopped]/>mkdir Custom
[local:midas:Stopped]/>cd Custom/
[local:midas:Stopped]/Custom>import mcustom.html
Key name: Test&
[local:midas:Stopped]/Custom>

```

- Once the file is load into ODB, you can **ONLY** edit it through the web (as long as the mhttpd is active). Clicking on the **ODB(button)** ... Custom(Key) ... Edit(Hyperlink at the bottom of the key). The Custom page can also be exported back to a ASCII file using the ODBedit command "export"

```
Tue> odbedit
[local:midas:Stopped]/>cd Custom/
[local:midas:Stopped]/Custom>export test&
File name: mcustom.html
[local:midas:Stopped]/Custom>
```

- The character "&" at the end of the custom key name forces the page to be open within the current frame. If this character is omitted, the page will be spawned into a new frame (default).
- If the custom page name is set to **Status** (no "&") it will become the default midas Web page!
- html code **Example** mcustom.html

```
<!doctype html public "-//w3c//dtd html 4.0 transitional//en">
<html>
<head>
<meta http-equiv="Content-Type" content="text/html; charset=iso-8859-1">
<meta name="GENERATOR" content="Mozilla/4.76 [en] (Windows NT 5.0; U) [Netscape]">
<meta name="Author" content="Pierre-André Amaudruz">
<title>Set value</title>
</head>
<body text="#000000" bgcolor="#FFFFCC" link="#FF0000" vlink="#800080" alink="#0000FF">
<form method="GET" action="http://host.domain:port/CS/WebLtno&">
<input type=hidden name=exp value="ltno">
<center><table CELLSPACING=0 CELLPADDING=0 COLS=3 WIDTH="100%" BGCOLOR="#99FF99" >
<caption><b><font face="Georgia"><font color="#000099"><font size=+2>LTNO
Custom Web Page</font></font></b></caption>
<tr BGCOLOR="#FFCC99">
<td><b><font color="#FF0000">Actions: </font></b>
<input type=submit name=cmd value=Status>
<input type=submit name=cmd value=Start>
<input type=submit name=cmd value=Stop>
<td>
<input type=submit name=cmd value=ODB>
<input type=submit name=cmd value=History>
<input type=submit name=cmd value=Elog></td>
<td><div align=right><b>LTNO experiment </b></div>
</td></tr>
<tr><td><b>Cryostat section:</b>
<br>LN2 Bath Level : <odb src="/equipment/cryostat/variables/measured[12]">
<br>Run# : <odb src="/runinfo/run number" edit=1>
<br>Run# : <odb src="/runinfo/run number"></td>
<td WIDTH="100%" BGCOLOR="#009900"><b>RF source section:</b>
<br>Run# : <odb src="/runinfo/run number"></td>
<td WIDTH="50%" BGCOLOR="#FF6600"><b>Run section:</b>
<br>Start Time: <odb src="/runinfo/start time">
```

```

<br>Stop Time: <odb src="/runinfo/stop time">
<br>Run#: <odb src="/runinfo/run number"></td>
</tr>
<tr>
<td BGCOLOR="#CC6600"><b>Sucon magnet section:</b>
<br>Run#: <odb src="/runinfo/run number"></td>

<td BGCOLOR="#FFCC33"><b>Scalars section:</b>
<br>Beam Current: <odb src="/equipment/epics/variables/measured[10]">
<br>Run#: <odb src="/runinfo/run number"></td>

<td BGCOLOR="#66FFFF"><b>Polarity section:</b>
<br>Run#: <odb src="/runinfo/run number"></td>
</tr>
</table></center>



<b><i><font color="#000099"><a href="http://host.domain/index.html">
<br> LTNO help</a></font></i></b>
</body>
</html>

```

6.12.10.2 External referenced HTML document. The new [External referenced HTML document](#) feature remove the html code size restriction and support multiple custom web page. In addition, to each html document, a dynamic ODB linked image extend the display presentation capability of the controlled experiment.

In the case the custom web page is rather large and complex, it becomes easier to handle such file through normal html editor and skip the reloading of the file in the ODB. (import/export). This is now possible by providing an external reference of the web page in the /Custom directory of the ODB. In addition special ODB settings are available to allow GIF image insertion and ODB fields bars and fillup area superimposed on the image. This powerful new extension brings the mhttpd capability closer to other experiment web control similar to EPICS.

The HTML examples below should operate in conjunction of the standard demo midas example found in midas/examples/experiment. [myexpt.html](#), xcumstom.odb and myexpt.gif can be found in the midas/examples/custom directory.

Using your favorite html editor, you can create a custom page including any of the options described in the [Internal HTML document](#). Once the mhttpd application is started and connected to a valid Midas experiment, you can activate this page as follow:

```

[local:Default:Stopped]/>pwd
/
[local:Default:Stopped]/>mkdir Custom
[local:Default:Stopped]/>cd Custom
[local:Default:Stopped]/Custom>create string Dewpoint&

```

```
String length [32]: 256
[local:Default:Stopped]/Custom>set Dewpoint& \doc\cooling\dewpoint.html
```

Note: This link refers to a local html document. In the case an external HTML is requires, the definition should be placed under /Alias (see also [ODB /Alias Tree](#)).

```
[local:Default:Stopped]/>mkdir Alias
[local:Default:Stopped]/>cd alias
[local:Default:Stopped]/alias>create string WebDewpoint&
String length [32]: 256
[local:Default:Stopped]/alias>set WebDewpoint& "http://www.decaur.de/javascript/dew/index.html"
```

After refreshing the Midas status web page, the link **Dewpoint** should be visible in the top area of the page. The "&" is to prevent a new frame to be displayed (see [ODB /Alias Tree](#)). Clicking on it will bring you to your custom html documentation. In the case you want to extend the flexibility of your page by including features such as:

- "live" ODB values position in a particular location of the page.
- "bar level" showing graphically levels or rate etc.
- "color level" where color is used as level indicator. you need to setup specific ODB tree related to a particular page. This overlay of the requested features is done on a GIF file representing you background experimental layout for example. [myexpt.html](#) can be found in the examples/custom directory. For the full operation of this custom demo, you'll need to have the frontend "sample frontend" (midas/example/experiment/frontend.c), mlogger, mhttpd running.

Html document [myexpt.html](#)

```
<html>
<head>
  <title>MyExperiment Demo Status</title>
  <meta http-equiv="Refresh" content="30">
</head>
<body>
  <form name="form1" method="Get" action="/CS/MyExpt">
    <table border=3 cellpadding=2>
      <tr><th bgcolor="#A0A0FF">Demo Experiment<th bgcolor="#A0A0FF">Custom Monitor/Control</tr>
      <tr><td> <b><font color="#ff0000">Actions: </font></b><input
        value="Status" name="cmd" type="submit"> <input type="submit"
        name="cmd" value="Start"><input type="submit" name="cmd" value="Stop">
      </td><td>
      <center> <a href="http://midas.triumf.ca/doc/html/index.html"> Help </a></center>
      </td></tr>
      <td>Current run #: <b><odb src="/Runinfo/run number"></b></td>
      <td>#events: <b><odb src="/Equipment/Trigger/Statistics/Events sent"></b></td>
    </tr><tr>
      <td>Event Rate [/sec]: <b><odb src="/Equipment/Trigger/Statistics/Events per sec."></b></td>
      <td>Data Rate [kB/s]: <b><odb src="/Equipment/Trigger/Statistics/kBytes per sec."></b></td>
```

```

</tr><tr>
<td>Cell Pressure: <b><odb src="/Equipment/NewEpics/Variables/CellPressure"></b></td>
<td>FaradayCup : <b><odb src="/Equipment/NewEpics/Variables/ChargeFaradayCup"></b></td>
</tr><tr>
<td>Q1 Setpoint: <b><odb src="/Equipment/NewEpics/Variables/EpicsVars[17]" edit=1></b></td>
<td>Q2 Setpoint: <b><odb src="/Equipment/NewEpics/Variables/EpicsVars[19]" edit=1></b></td>
</tr><tr>
<th> 
</th>
<th> </th>
</tr>
<tr><td colspan=2>
<map name="myexpt.map">
<area shape=rect coords="140,70, 420,170"
href="http://midas.triumf.ca/doc/html/index.html" title="Midas Doc">
<area shape=rect coords="200,200,400,400"
href="http://localhost:8080" title="Switch pump">
<area shape=rect coords="230,515,325,600"
href="http://localhost:8080" title="Logger in color level (using Fill)">

</map>
</td></tr>
</table></form>
</body>
</html>

```

To activate this HTML document, it has to be defined in the ODB as follow:

```

[local:Default:Stopped]/>cd /Custom
[local:Default:Stopped]/Custom>create string Myexpt&
String length [32]: 256
[local:Default:Stopped]/Custom>set Myexpt& \midas\examples\custom\myexpt.html

```

After refresh, the ODB values will be displayed, the mapping is still not active. as no reference to the gif location has been given yet.

```

[local:Default:Stopped]/Custom>mkdir Images
[local:Default:Stopped]/Custom>cd Images/
[local:Default:Stopped]Images>mkdir myexpt.gif
[local:Default:Stopped]Images>cd myexpt.gif/
[local:Default:Stopped]myexpt.gif>create string Background
String length [32]: 256
[local:Default:Stopped]myexpt.gif>set Background \midas\examples\custom\myexpt.gif

```

After refresh, the file **myexpt.gif** should be visible. The mapping based on myexpt.map is active, hovering the mouse over the boxes will display the associated titles (Midas Doc, Switch pump, etc), By clicking on either box the browser will go to the defined html page specified by the map.

Custom web page with external reference to html document.

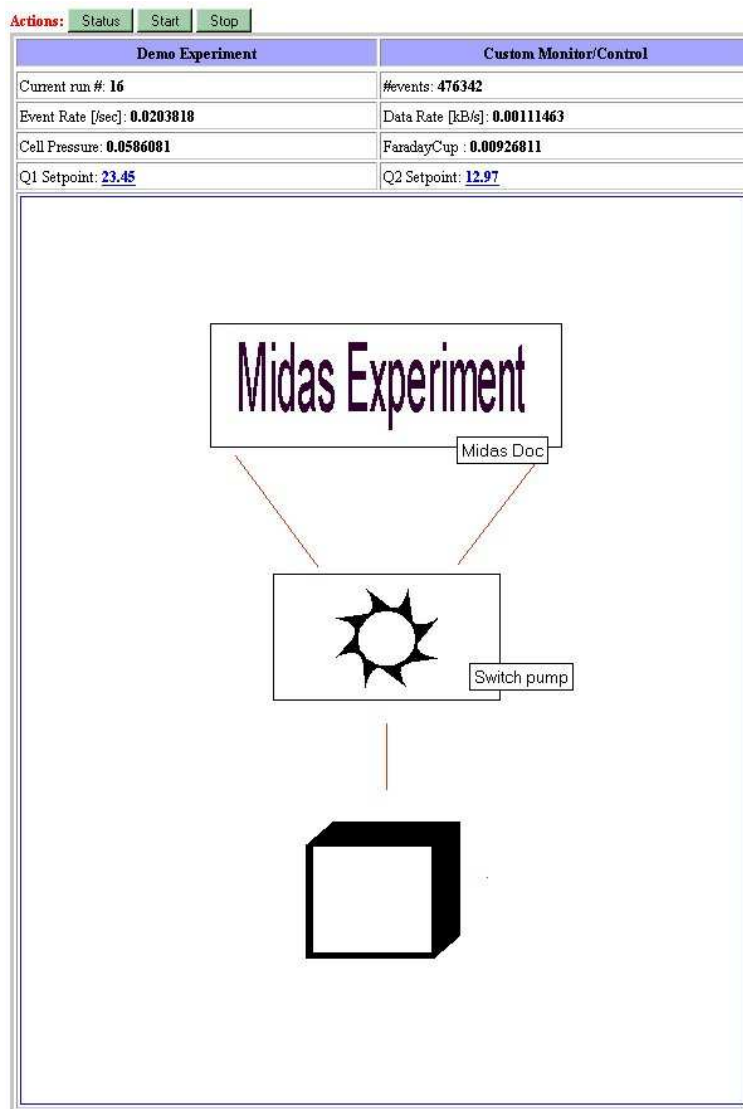


Figure 31: Custom web external to html document.

In addition of these initial features, multiple ODB values can be superimposed at define location on the image. Each entry will have a ODB tree associated to it defining the ODB variable, X/Y position, color, etc...

```
[local:Default:Stopped]myexpt.gif>mkdir Labels
[local:Default:Stopped]myexpt.gif>cd labels
[local:Default:Stopped]Labels>mkdir Rate
```

```
>>>>>>> Refresh web page <<<<<<<<
```

```
12:32:38 [mhttpd] [mhttpd.c:5508:show_custom_gif] Empty Src key for label "Rate"
```

Creating "Labels/<label name>" sub-directory under the gif file name, will automatically at the **next** web page refresh complete its filling with default value for the structure for that label.

```
[local:Default:Stopped]Labels>cd Rate/
[local:Default:Stopped]Rate>ls -l
```

Key name	Type	#Val	Size	Last	Opn	Mode	Value
Src	STRING	1	256	2m	0	RWD	
Format	STRING	1	32	2m	0	RWD	%1.1f
Font	STRING	1	32	2m	0	RWD	Medium
X	INT	1	4	2m	0	RWD	0
Y	INT	1	4	2m	0	RWD	0
Align	INT	1	4	2m	0	RWD	0
FGColor	STRING	1	8	2m	0	RWD	000000
BGColor	STRING	1	8	2m	0	RWD	FFFFFF

The **Src** should point to a valid ODB Key variable. The X,Y fields position the top left corner of the label. The other fields associated to this label are self-explanatory.

```
[local:Default:Stopped]Rate>set src "/Equipment/Trigger/statistics/kbytes per sec."
[local:Default:Stopped]Rate>set x 330
[local:Default:Stopped]Rate>set y 250
[local:Default:Stopped]Rate>set format "Rate:%1.1f kB/s"
```

Once the initial label is created, the simplest way to extent to multiple labels is to copy the existing label sub-tree and modify the label parameters.

```
[local:Default:Stopped]Labels>cd ..
[local:Default:Stopped]Labels>copy Rate Event
[local:Default:Stopped]Labels>cd Events/
[local:Default:Stopped]Event>set src "/Equipment/Trigger/statistics/events per sec."
[local:Default:Stopped]Event>set Format "Rate:%1.1f evt/s"
[local:Default:Stopped]Event>set y 170
[local:Default:Stopped]Event>set x 250
```

In the same manner, you can create bars used for level representation. This code will setup two ODB values defined by the fields src.

```
[local:Default:Stopped]myexpt.gif>pwd
/Custom/Images/myexpt.gif
[local:Default:Stopped]myexpt.gif>mkdir Bars
[local:Default:Stopped]myexpt.gif>cd bars/
[local:Default:Stopped]Labels>mkdir Rate
```



```
>>>>>>> Refresh web page <<<<<<<<

14:05:58 [mhttpd] [mhttpd.c:5508:show_custom_gif] Empty Src key for bars "Rate"
[local:Default:Stopped]Labels>cd Rate/
[local:Default:Stopped]Rate>set src "/Equipment/Trigger/statistics/kbytes per sec."
[local:Default:Stopped]Rate>set x 4640
[local:Default:Stopped]Rate>set y 210
[local:Default:Stopped]Rate>set max 1e6
[local:Default:Stopped]Labels>cd ..
[local:Default:Stopped]Labels>copy Rate Events
[local:Default:Stopped]Labels>cd Events/
[local:Default:Stopped]Event>set src "/logger/channels/0/statistics/events written"
[local:Default:Stopped]Event>set direction 1
[local:Default:Stopped]Event>set y 240
[local:Default:Stopped]Event>set x 450
[local:Default:Stopped]Rate>set max 1e6
```

Following the same principle as for the labels, by creating Bars/<bar name>, the structure for the rate will be filled with a default setting after refreshing the custom midas page. The different parameters are self-explanatory.

The last option available is the Fills where an area can be filled with different colors depending on the given ODB value (src parameter). The color selection is mapped by correspondance of the index of the Limit array to the Fillcolor array. Presently the structure is not pre-defined and need to be entered by hand.

```
[/Custom/Images/myexpt.gif/Fills/Level]
Src = STRING : [256] /equipment/Trigger/statistics/events sent
X = INT : 250
Y = INT : 550
Limits = DOUBLE[4] :
[0] 0
[1] 10
[2] 10000
[3] 100000
Fillcolors = STRING[4] :
[8] 00FF00
[8] AAFF00
[8] AA0000
[8] FF0000
```

Custom web page with external reference to html document.




Figure 32: Custom web external to html document.

6.12.10.3 Custom Script usage. From 1.9.5, a new feature has been implemented for the creation of secondary web page activated by an internal or external custom page. This permit to have truly custom page for specific scripts or data display. Use of a new

odb key is required **CustomScript** following the same **Script** syntax.

To be noted that `<script>` language within the .html source file is possible.

In order to provide a new frame holding input parameters with start script button using the inputs parameters as arguments the setup is the following:

- Create the mybutton.html code as described in the [Internal HTML document](#).
- Create a new custom (internal or External) in ODB under **/Custom/mybutton&**
- Create a new custom script (with argument as described in the myscript.html) in ODB under **/CustomScript/myscript&**

These operations will implement a new button `<mybutton>` in the main Status Midas web page (same line as alias). By clicking `<mybutton>` a new frame will be created as described in the *mybutton.html*. By clicking on the `<myscript>` of the new frame, execution of the script using all the argument above will be performed.

- mybutton.html code

```

<!--Custom web page for runall.
This webpage displays some experiment data,
allows the user to enter some experiment parameters,
and then uses these parameters to run a custom script.-->

<html>
  <head>
    <meta http-equiv="Refresh" content="10">
    <title>RUNALL</title>
  </head>

  <body>
    <form method="GET" action="http://<host>:<port>/CS/mybutton">
      <input type="hidden" name="exp" value="default">

      <table border="3" cellpadding="5" width="40%">
        <tr align="center">
          <th bgcolor="#A0A0FF">
            MIDAS experiment "default"</th>
          <th bgcolor="#A0A0FF">

```

```

<script>
  var mydate=new Date()
  var year=mydate.getYear()
  if (year < 1000)
    year+=1900
  var day=mydate.getDay()
  var month=mydate.getMonth()
  var daym=mydate.getDate()
  var hour=mydate.getHours()
  var min=mydate.getMinutes()
  var sec=mydate.getSeconds()
  if (daym<10)
    daym="0"+daym

```

```

        if (hour<10)
            hour="0"+hour
        if (min<10)
            min="0"+min
        if (sec<10)
            sec="0"+sec
        var dayarray=new Array("Sun","Mon","Tue","Wed","Thur","Fri","Sat")
        var montharray=new Array("Jan","Feb","Mar","Apr","May","June","July",
            "Aug","Sept","Oct","Nov","Dec")
        document.writeln(dayarray[day], " ", montharray[month], " ", daym," ",
            hour, ":", min, ":", sec," ", year);
    </script>
</th>
</tr>

<tr align ="center"><th colspan ="2" bgcolor=#A0A0A0>
<input type=submit name=cmd value=Status>
<input type=submit name=cmd value=ODB></th></tr>
<tr align ="center"><th colspan ="2" bgcolor=#CCCCFF>
End of Run Parameters</th></tr>
<tr align ="center"><th> Key </th> <th>Value </th></tr>
<tr align ="center"><td><b>Run number</b></td>
<td><odb src="/runinfo/run number"></td></tr>
<tr align ="center"><td><b>Number of Runs</b></td>
<td><odb src="/customscript/myscript/Number of Runs" edit=1></td></tr>
<tr align ="center"><td><b>Duration in Hours</b></td>
<td><odb src="/customscript/myscript/Duration in Hours" edit=1></td></tr>
<tr align ="center"><th colspan ="2" bgcolor=#D0D0D0>
<input type=submit name=customscript value="myscript">
</th></tr>
</table>
</form>
</body>
</html>

```

CustomScript usage.

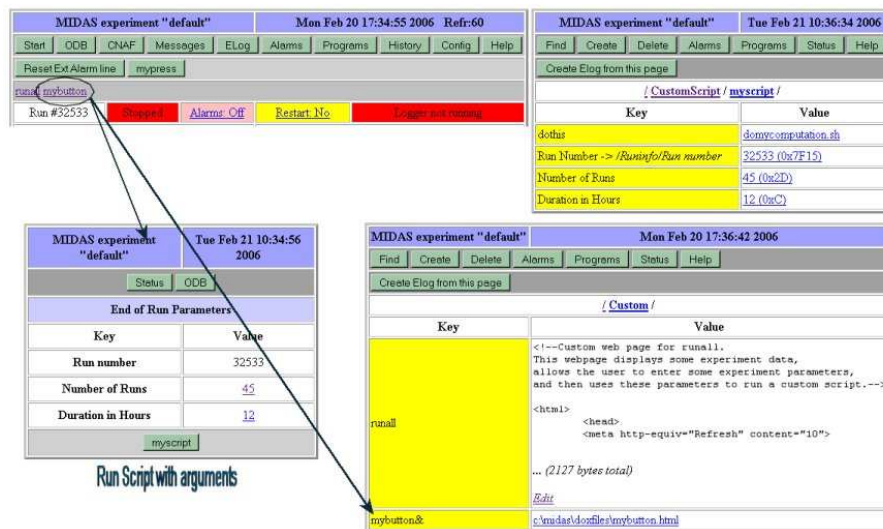


Figure 33: CustomScript usage.

Utilities - Top - Data format

6.13 New Documented Features

Top - Top - Introduction

Some of the midas features are not yet fully documented or even referenced anywhere in the documentation.

This section will maintain an up-to-date information with a log of the latest documentation on past and current features. It will also mention the wish list documentation on current developments.

- Current doc revision: 2.0.0-1
- Software version: 2.0.0
- [2.0.0]
 - Update the whole midas package for support of 64 bits machine, OSLFAGS should have -m32 for 32bit ([Building Options](#)).
 - Implementation of the external standalone Elog package ([External Elog](#)).
 - ODB Buffer size parameter ([ODB /Experiment Tree](#)).
 - Fix buffer level handling.

- Improve midas.log, ODB Dump file directory destination ([Data_Dir](#)).
- Multiple minor buf fixes
 - * Buffer level handling.
 - * mdump single bank display.
 - * mhttpd (multiple buggies).
- EQ_MULTITHREAD frontend type (see [EQ_xxx](#)).
- Ring Buffer fonctions ([rb_create\(\)](#),...) for multi-threading and cascading data transfer.

- [1.9.6]

- Latest tarball : [1.9.5-x](#) You can retrieve the daily tarball directly from the SVN web interface by clicking on the "tarball" link at the bottom of the main SVN-midas page.
- Latest RPM : [1.9.2-1](#)

- [Before 1.9.6]

- Switch from CVS to Subversion for Version control, this change affects [Quick Start](#). Check the new checkout/update commands.
- New [Midas VME standard functions](#) implementation in [mvmestd.h](#).
- **MIDASSYS** environment variable now required for building /examples/experiment and /examples/hbookexpt
- New **/drivers** tree structure includes **camac** , **vme** , **fastbus**.
- New make option for minimal installation. This permits root installation of mserver, mcleanup, dio and mhttpd only.

```
> make minimal_install
```

- [1.9.5-2]

- XML ODB format
- Separate xml SVN path for building Midas required. This package can be extracted the same way as Midas. It has to reside at the same level as Midas.

- [1.9.5-1]

- [Custom page](#) improvement. Implementation of external file.html and dynamic linked graphic to ODB values.

- [1.9.5]

- When upgrading to 1.9.5 , *ALL* midas applications including user applications needs to be rebuild *AND* the **ODB.SHM** (.ODB.SHM) shared memory need to be removed. Prior the removal of the ODB.SHM, the ODB database can be saved in ASCII format for later restoration.
- [Run Transition Sequence](#) changed to multiple level scheme.
- odbedit_task support of XML format for ODB dump.
- Large File support (>2GB) from [mlogger task](#) application.
- [Folder](#) Root Histogram support within mana.
- [mevb task](#) application.
- New [Midas Frontend application](#) argument for Event Builder option (-i index).
 - * Documentation on "Tests" results from analyzer.
- [mysql](#) support from [mlogger task](#).
- Increase system wide parameters values (see [midas.h](#)).
- Fix numerous small annoying bugs...
- Improve debugging messages in mserver -d (/tmp/mserver.log).

- [**<1.9.5**]

- In writing
 - * Epics Slow Control documentation

- Introduce [MIDASSYS](#) environment variable
- Analyzer documention revision [MIDAS Analyzer](#)
- Watchdog bug fix (RH9.0)

- **Restructured Midas distribution**

- In the same effort as the documentation, the midas tree and CVS have been modified. The [download area](#) now contains separate directories for doc, add-ons, publications etc.

[DOCUMENTATION in progress]

- A large effort has been put on the documentation for switching from the **DOC++** to [Doxygen](#) We feel the cross-referencing to the source code is excellent and hopefully will server better its purpose. Currently the [MIDAS Analyzer](#) is not complete as well as the [Quick Start](#). This **Doxygen** related files will be made accessible for better update.

- [Midas Short Course]

- During the RealTime Conference 2003 held in Montreal, a short course was offered to introduce the Midas DAQ to the audience. This course (.ppt, .pdf) is now part of the Midas distribution and can be found under the doc/course/ directory as 2 files (part1, part2). The Part 1 describes the basic of the system and its implementation, while part 2 lists specific features. [Part1.pdf](#), [Part2.pdf](#) .

- [1.9.3]

- Support for ROOT files.
- [mlogger task](#) : New Data format **ROOT** and corresponding file extension **root**
- [rmidas task](#) : Initial Root/Midas GUI for Histogram and Run control.
- [MIDAS Analyzer](#) : New framework for Online/Offline Root analysis using socket connection.
- **Makefile** for ROOT, remove **MANA_LITE**, create [HAVE_ROOT](#), [HAVE_HBOOK](#).
- New Analyzer **mana**, **hmana**, **rmana** depending on the type of package.

- [1.9.2]

- odbedit: <tab> completion is working with flags too, "Load" protect the data dir if changed.
- [lazylogger task](#) : This task has been improved for tape manipulation as well as messages display. It has also now extra fields for shell scripts when the tape rewinds. It supports also split run capability when running multiple instance of the task. Please refer to the documentation for explanation of the new fields.
- mlxspeaker: Added possible system call to wav file for "beeping" user before message.
- mhist: Add index range for -i with -v.
- eventbuilder: Revised version with user code scheme. Still in a development stage.
- [cm_cleanup\(\)](#) if you were using this call, you need now to provide an empty char arg to make it compatible.

- [1.9.1]

- This version addresses several bugs reported in the web interface, history, logger, odbedit and implements new features in particular for the history pages on web interface. The detail list of the modifications can be found in [CHANGELOG](#) .

- * **[EQ_FRAGMENTED]** Possibility to send extremely large event through the system without modification of the system configuration (see [The Equipment structure](#))
- * **[logger subdir option]** Allows to redirect the data files to a sub-directory based on the time of the creation of the data file (see [ODB /Logger Tree](#)).
- * Option for building an analyzer without the CERN library (HBOOK) (see [Midas build options and operation considerations](#)).
- * **[MOD. REQ.]** This release requires several modifications in the user code in order to compile the 1.9.1.

1. **[db_get_value() function]** Requires an extra parameter see [Midas Code and Libraries](#).
2. **[max_event_size_frag]** Required in all the frontend code as follow:

```
// maximum event size produced by this frontend
INT max_event_size = 10000;
// maximum event size for fragmented events (EQ_FRAGMENTED)
INT max_event_size_frag = 5*1024*1024;
```

- **[/Logger tree]** As this tree includes new field, you will need to recreate this tree.
- **[general]** It is wise to create a fresh ODB when switching to 1.9.1 version. This can be done by:
 1. removing all attached midas client to your experiment
 2. saving the current ODB to a file
 3. removing all shared memory files (hidden files *.SHM)
 4. creating new ODB (odbedit -s size)
 5. trimming the odb save file to keep user specific structures (if any).
 6. restoring the trimmed odb file.

- **[<1.9.1]**

- Hopefully nobody is still running an older version.

[Top - Top - Introduction](#)

6.14 ODB Structure

[Internal features - Top - Data format](#)

The Online Database contains information that system and user wants to share. Basically all transactions for experiment setup and monitoring go through the ODB. It also contains some specific system information related to the "Midas client" currently involved in an experiment (/system).

Each ODB field or so called **KEY** is accessible by the user through either an interactive way (see [odbedit task](#)) or by C-programming (see functions `db_xxx` in [Midas Code and Libraries](#)).

The ODB information is stored in a "tree/branch" structure where each branch refers to a specific set of data. On the first invocation of the database (first Midas application) a minimal system record will be created. Later on each application will add its own set of parameters to the database depending on its requirement. For instance, starting the ODB for the first time, the tree **/Runinfo**, **/Experiment**, **/System** will be created. The application [mlogger task](#) will add its own tree **/Logger/...**

As mentioned earlier, ODB is the main communication platform between any Midas application. As such, the content of the ODB is application dependent. Several "dormant" trees can be awakened by the user in order to provide extra flexibility of the system. Such "dormant" tree are **Alias**, Script, Edit on Start , Security, Run parameters .

- [ODB /System Tree](#)
- [ODB /RunInfo Tree](#)
- [ODB /Equipment Tree](#)
- [ODB /Logger Tree](#)
- [ODB /Experiment Tree](#)
- [ODB /History Tree](#)
- [ODB /Alarms Tree](#)
- [ODB /Script Tree](#)
- [ODB /Alias Tree](#)
- [ODB /Elog Tree](#)
- [ODB /Programs Tree](#)
- [ODB /Lazy Tree](#)
- [ODB /EBuilder Tree](#)
- [ODB /Custom Tree](#)

6.14.1 ODB /System Tree

The system tree contains information specific to each "Midas client" currently connected to the experiment. This information is not primarily for the user but may be informative in some respect to the reader.

```
[host:expt:Stopped]/>ls -r -l /system
Key name                                     Type      #Val  Size  Last  Opn  Mode  Value
-----
System                                     DIR
  Clients                                 DIR
    29580                                 DIR
      Name                               STRING    1    32   17h   0    R    decay
      Host                               STRING    1   256   17h   0    R    host1
      Hardware type                       INT        1     4   17h   0    R     42
      Server Port                         INT        1     4   17h   0    R   1227
      Transition Mask                     DWORD     1     4   17h   0    R   329
      Deferred Transition                 DWORD     1     4   17h   0    R     6
      RPC                                 DIR
        16000                             BOOL      1     4   17h   0    R     y
        16001                             BOOL      1     4   17h   0    R     y
    29638                                 DIR
      Name                               STRING    1    32   17h   0    R   MStatus
      Host                               STRING    1   256   17h   0    R   host1
      Hardware type                       INT        1     4   17h   0    R     42
      Server Port                         INT        1     4   17h   0    R   1228
      Transition Mask                     DWORD     1     4   17h   0    R     0
      Deferred Transition                 DWORD     1     4   17h   0    R     0
    29810                                 DIR
      Name                               STRING    1    32   17h   0    R   Nova_029810
      Host                               STRING    1   256   17h   0    R   host
      Hardware type                       INT        1     4   17h   0    R     42
      Server Port                         INT        1     4   17h   0    R   1235
      Transition Mask                     DWORD     1     4   17h   0    R     0
    29919                                 DIR
      Name                               STRING    1    32   17h   0    R   Epics
      Host                               STRING    1   256   17h   0    R   host
      Hardware type                       INT        1     4   17h   0    R     42
      Server Port                         INT        1     4   17h   0    R   1237
      Transition Mask                     DWORD     1     4   17h   0    R   329
      Deferred Transition                 DWORD     1     4   17h   0    R     0
      RPC                                 DIR
        16000                             BOOL      1     4   17h   0    R     y
        16001                             BOOL      1     4   17h   0    R     y
    12164                                 DIR
      Name                               STRING    1    32    6s    0    R   ODBEdit
      Host                               STRING    1   256    6s    0    R   host2
      Hardware type                       INT        1     4    6s    0    R     42
      Server Port                         INT        1     4    6s    0    R   4893
      Transition Mask                     DWORD     1     4    6s    0    R     0
      Deferred Transition                 DWORD     1     4    6s    0    R     0
      Link timeout                       INT        1     4    6s    0    R   10000
  Client Notify                         INT        1     4    6s    0   RWD     0
  Prompt                               STRING     1   256   >99d   0   RWD   [%h:%e:%S]%p>
  Tmp                                  DIR
```

- [Remark 1] The key **Prompt** sets up the prompt of the ODBedit program.

```

odbedit
[local:midas:Stopped]/>cd /System/
[local:midas:Stopped]/System>ls
Clients
Tmp
Client Notify                0
Prompt                       [%h:%e:%S]%p>

[local:midas:Stopped]/System>set Prompt my_prompt>
my_prompt>set Prompt [Host:%h-Expt:%e:State:%s]Path:%p>
[Host:local-Expt:midas-State:S]Path:/System>set Prompt [Host:%h-Expt:%e-State:%S]Path:%p>
[Host:local-Expt:midas-State:Stopped]Path:/System>

```

6.14.2 ODB /RunInfo Tree

This branch contains system information related to the run information. Several time fields are available for run time statistics.

```

odb -e expt -h host
[host:expt:Running]/>ls -r -l /runinfo

```

Key name	Type	#Val	Size	Last	Opn	Mode	Value
Runinfo	DIR						
State	INT	1	4	2h	0	RWD	3
Online Mode	INT	1	4	2h	0	RWD	1
Run number	INT	1	4	2h	0	RWD	8521
Transition in progress	INT	1	4	2h	0	RWD	0
Requested transition	INT	1	4	2h	0	RWD	0
Start time	STRING	1	32	2h	0	RWD	Thu Mar 23 10:03:44 2000
Start time binary	DWORD	1	4	2h	0	RWD	953834624
Stop time	STRING	1	32	2h	0	RWD	Thu Mar 23 10:03:33 2000
Stop time binary	DWORD	1	4	2h	0	RWD	0

- **[State]** Specifies in which state the current run is. The possible states are 1: STOPPED, 2: RUNNING, 3: PAUSED.
- **[Online Mode]** Specifies the expected acquisition mode. This parameter allows the user to detect if the data are coming from a "real-time" hardware source or from a data save-set. Note that for analysis replay using "analyzer" this flag will be switched off.
- **[Run number]** Specifies the current run number. This number is automatically incremented by a successful run start procedure.
- **[Transition in progress]** Specifies the current internal state of the system. This parameter is used for multiple source of "run start" synchronization.

- **[Requested transition]** Specifies the current internal of the [Deferred Transition](#) state of the system.
- **[Start Time]** Specifies in an ASCII format the time at which the last run has been started.
- **[Start Time binary]** Specifies in a binary format at the time at which the last run has been started This field is useful for time interval computation.
- **[Stop Time]** Specifies in an ASCII format the time at which the last run has been stopped.
- **[Stop Time binary]** Specifies in a binary format the time at which the last run has been stopped. This field is useful for time interval computation.

6.14.3 ODB /Equipment Tree

Every frontend create a entry under the /Equipment tree. The name of the sub-tree is taken from the frontend source code in the equipment declaration ([frontend.c](#)). More detailed explanation of the composition of that tree will be found throughout this document.

```
{
  "DspecCheck",      // equipment name
  ...
,
{
  "Scaler",          // equipment name
  ...
,

```

Example:

Key name	Type	#Val	Size	Last Opn	Mode	Value
HistoCheck	DIR					
DSpecCheck	DIR					
HistoPoll	DIR					
HistoEOR	DIR					
DSpecEOR	DIR					
Scaler	DIR					
SuconMagnet	DIR					
TempBridge	DIR					
Cryostat	DIR					
Meters	DIR					
RFSOURCE	DIR					
DSpec	DIR					

The equipment tree is then split in several sections which by default the system creates.

- Common : Contains the system information. Should not be overwritten by the user.
- Variables : Contains the equipment data if enabled (see below).
- Settings : Contains the equipment specific information that the user may want to maintain. In the case of a [Slow Control System](#) equipment, extended tree structure is created by the system.
- Statistics : Contains equipment statistics information such as event taken, event rate, data rate.

```
[local:Sl]ls -l -r /equipment/scaler
Key name                                Type      #Val  Size  Last Opn Mode Value
-----
Scaler                                  DIR
  Common                               DIR
    Event ID                           WORD      1     2    16h  0   RWD   1
    Trigger mask                        WORD      1     2    16h  0   RWD  256
    Buffer                              STRING    1    32    16h  0   RWD  SYSTEM
    Type                               INT       1     4    16h  0   RWD   1
    Source                              INT       1     4    16h  0   RWD   0
    Format                             STRING    1     8    16h  0   RWD  MIDAS
    Enabled                            BOOL      1     4    16h  0   RWD   y
    Read on                             INT       1     4    16h  0   RWD  377
    Period                             INT       1     4    16h  0   RWD 1000
    Event limit                         DOUBLE    1     8    16h  0   RWD   0
    Num subevents                       DWORD     1     4    16h  0   RWD   0
    Log history                         INT       1     4    16h  0   RWD   0
    Frontend host                       STRING    1    32    16h  0   RWD  midtis03
    Frontend name                       STRING    1    32    16h  0   RWD  feLTNO
    Frontend file name                  STRING    1   256    16h  0   RWD  C:\online\sc_ltno.c
  Variables                             DIR
    SCLR                               DWORD     6     4     1s   0   RWD
                                     [0]
                                     [1]
                                     [2]
                                     [3]
                                     [4]
                                     [5]
    RATE                              FLOAT     6     4     1s   0   RWD
                                     [0]
                                     [1]
                                     [2]
                                     [3]
                                     [4]
                                     [5]
  Statistics                           DIR
    Events sent                         DOUBLE    1     8     1s   0   RWDE 370
    Events per sec.                     DOUBLE    1     8     1s   0   RWDE 0.789578
    kBytes per sec.                     DOUBLE    1     8     1s   0   RWDE 0.0678543
```

6.14.4 ODB /Logger Tree

The /Logger ODB tree contains all the relevant information for the Midas logger utility ([mlogger task](#)) to run properly. This utility provides the mean of storing the physical data retrieved by the frontend to a storage media. The user has no code to write in order for the system to operate correctly. Its general behavior can be customized and multiple logging channels can be defined. The application supports so far three type of storage devices i.e.: *Disk*, *Tape* and *FTP* channel.

Default settings are created automatically when the logger starts the first time:

Key name	Type	#Val	Size	Last	Opn	Mode	Value

Logger	DIR						
Data dir	STRING	1	256	4h	0	RWD	/scr0/spring2000
Message file	STRING	1	256	22h	0	RWD	midas.log
Write data	BOOL	1	4	2h	0	RWD	n
ODB Dump	BOOL	1	4	22h	0	RWD	y
ODB Dump File	STRING	1	256	22h	0	RWD	run%05d.odb
Auto restart	BOOL	1	4	22h	0	RWD	y
Tape message	BOOL	1	4	15h	0	RWD	y
Channels	DIR						
0	DIR						
Settings	DIR						
Active	BOOL	1	4	1h	0	RWD	y
Type	STRING	1	8	1h	0	RWD	Disk
Filename	STRING	1	256	1h	0	RWD	run%05d.ybs
Format	STRING	1	8	1h	0	RWD	YBOS
ODB Dump	BOOL	1	4	1h	0	RWD	y
Log messages	DWORD	1	4	1h	0	RWD	0
Buffer	STRING	1	32	1h	0	RWD	SYSTEM
Event ID	INT	1	4	1h	0	RWD	-1
Trigger Mask	INT	1	4	1h	0	RWD	-1
Event limit	DWORD	1	4	1h	0	RWD	0
Byte limit	DOUBLE	1	8	1h	0	RWD	0
Tape capacity	DOUBLE	1	8	1h	0	RWD	0
Subdir format	STRING	1	32	7h	0	RWD	%Y%m%d
Current filename	STRING	1	256	7h	0	RWD	20020605\run00078.mid
Statistics	DIR						
Events written	DOUBLE	1	8	1h	0	RWD	0
Bytes written	DOUBLE	1	8	1h	0	RWD	0
Bytes written to	DOUBLE	1	8	1h	0	RWD	3.24316e+11
Files written	INT	1	4	1h	0	RWD	334

From Midas version 1.9.5, the logger has the possibility to store information to a my-SQL database. This option is an alternative to the **runlog.txt** update handled by the analyzer. The two main advantages using the SQL are:

- The recording is done by the logger and therefore independent of the user analyzer.
- The definition of the parameters to be recorded in the database is entirely setup in the ODB under /logger/SQL. This SQL option is enabled by defining at build

time the preprocessor flag [HAVE_MYSQL](#). This option when enabled will create a sub tree *SQL* under */Logger* in the ODB. This tree contains information for mySQL access with predefined mySQL database name *Midas* and table *Runlog*. Under 2 dedicated sub directories i.e: *Link_BOR* and *Link_EOR*, predefined links exists which will be used respectively at BOR and EOR for storing into the database. These elements are ODB links allowing the user to extend the list with any parameter of the ODB database. This logger mySQL option is to replace or complement the *runlog.txt* functionality of the [ana_end_of_run\(\)](#) function from the [analyzer.c](#).

```
[local:midas:S]/Logger>ls -lr SQL
```

Key name	Type	#Val	Size	Last	Opn	Mode	Value

SQL	DIR						
Create database	BOOL	1	4	27s	0	RWD	n
Write data	BOOL	1	4	27s	0	RWD	n
Hostname	STRING	1	80	27s	0	RWD	localhost
Username	STRING	1	80	27s	0	RWD	root
Password	STRING	1	80	27s	0	RWD	
Database	STRING	1	32	27s	0	RWD	midas
Table	STRING	1	80	27s	0	RWD	Runlog
Links BOR	DIR						
Run number	LINK	1	20	58s	0	RWD	/Runinfo/Run number
Start time	LINK	1	20	58s	0	RWD	/Runinfo/Start time
Links EOR	DIR						
Stop time	LINK	1	19	4m	0	RWD	/Runinfo/Stop time

- [Data dir] Specifies in which directory files produced by the logger should be written. Once the Logger is running, this [Data_Dir](#) will be pointing to the location of the *midas.log*, ODB dump files, history files, message files. In the case of multiple logging channels, the data path for all the channels is defaulted to the same location. In the case where specific directory has to be assigned to each individual logging channel, the field **/logger/channel/<x>/Settings/Filename** can contain the full path of the location of the *.mid*, *.ybs*, *.asc* file. By finding the OS specific **SEPARATOR_DIR** ("/", "\"). The field **Filename** will overwrite the global [Data_Dir](#) setting for that particular channel.
 - [History Dir] This field is optional and doesn't appear by default in the logger. If present the location of the [History system](#) files is reassigned to the defined path instead of the default [Data_Dir](#).
 - [Elog Dir] This field is optional and doesn't appear by default in the logger. If present the location of the [Electronic Logbook](#) files is reassigned to the defined path instead of the default [Data_Dir](#).
 - [Message file] Specifies the file name for the log file which contains all messages from the MIDAS message system. The message log file is a simple ASCII file, which can be viewed at any time to see a history of what happened in an experiment.

* **2.0.0** The location of the ODB dump files can now be specified in this field. If the string contains a DIRECTORY_SEPARATOR, is it considered as an absolute path.

- [Write data] Global flag which turns data logging on and off for all channels. It can be set to zero temporarily to make a short test run without data logging. The key "Write data?" is predefined logger key for enabling data logging. This action can be overridden by setting the active key to 1.
- [ODB Dump] Specifies if a dump of the complete ODB should be written to the file specified by ODB Dump File.
- [ODB Dump File] At the end of each run. If the file name contains a "%", this gets replaced by the current run number similar to the printf() C function. The format specifier 05d from above would be evaluated to a five digit run number with leading zeros like run00002.odb. The ODB dump file is in ASCII format and can be used for off-line analysis to check run parameters etc. For a description of the ASCII format see [db_copy\(\)](#).

* **2.0.0** The location of the ODB dump files can now be specified in this field. If the string contains a DIRECTORY_SEPARATOR, is it considered as an absolute path

```
[local:Default:S]/Logger>ls
Data dir                \online\
Message file            midas.log
Auto restart            n
Write data              y
ODB Dump                n
ODB Dump File           run%05d.odb
Tape message            y
Channels
[local:Default:S]/Logger>set OD
ODB Dump
ODB Dump File
[local:Default:S]/Logger>set "ODB Dump File" "/mypath/run%06d.odb"
[local:Default:S]/Logger>ls
Data dir                \online\
Message file            midas.log
Auto restart            n
Write data              y
ODB Dump                n
ODB Dump File           /mypath/run%06d.odb
Tape message            y
Channels
```

- [Auto restart] When this flag is one, a new run gets automatically restarted when the previous run has been stopped by the logger due to an event or byte limit.
- [Tape message] Specifies if tape messages during mounting and writing of EOF marks are generated. This can be useful for slow tapes to inform all users in a counting house about the tape status.
- [channels] Sub-directory which contains settings for individual channels. By default, only channel "0" is created. To define other channels, an existing channel can be copied:

```
[local]Logger>cd channels
[local]Channels>ls
0
[local]Channels>copy 0 1
[local]Channels>ls
0
1
```

The Settings part of the channel tree has the following meaning:

- [active] turns a channel on (1) or off (0). Data is only logged to channels that are active.
- [Type] Specify the type of media on which the logging should take place. It can be Disk, Tape or FTP to write directly to a remote computer via FTP.
- [Filename] Specify the name of a file in case of a disk logging, where 05d is replaced by the current run number the same way as for the ODB dump files. In the case of a tape logging, the filename specifies a tape device like /dev/nrmt0 or /dev/nst0 under UNIX or \\.\tape0 under Windows NT.
 - * In FTP mode, the filename specifies the access information for the FTP server. It has the following format:


```
<host name>, <port number>, <user name>, <password>, <directory>, <file name>
```

The normal FTP port number is 21 and 1021 for a Unitree Archive like the one used at the Paul Scherrer Institute. By using the FTP mode, a back-end computer can directly write to the archive.

```
myhost.my.domain,21, john,password,/usr/users/data,run%05d.mid
```
- [Format] Specifies the format to be used for writing the data to the logging channel. It can one of the five value: MIDAS, YBOS, ROOT, ASCII and DUMP. The MIDAS and YBOS binary formats [Midas format](#) and [YBOS format](#), respectively. The extension for the file name has to match one of the following.
 - * .mid for **MIDAS**
 - * .ybs for **YBOS**
 - * .root for **ROOT**
 - * .asc for **ASCII**
 - * .txt for **DUMP**
- The ASCII format converts events into readable text format which can be easily analyzed by programs which have problems reading binary data. While the ASCII format tries to minimize the file size by printing one event per line, the DUMP format gives a very detailed ASCII representation of the event including bank information, serial numbers etc, it should be used for diagnostics. Consistency of this type of format has to be maintained between the frontend declaration and the logger.
- [ODB Dump] Specifies the complete dump of the ODB to the logging channel before and after every run. The ODB content is dumped in one long ASCII

string reflecting the status at begin-of-run event and at end-of-run event. These special events have an ID of EVENT_ID_BOR and EVENTID_EOR and a serial number equals to the current run number. An analyzer in the off-line analysis stage can restore the ODB to its online state.

- [Log messages] This is a bit-field for logging system messages. If a bit in this field is set, the according system message is written to the logging channel as a message event with an ID of EVENT_ID_MESSAGE (0x8002). The bits are 1 for error, 2 for info, 4 for debug, 8 for user, 16 for log, 32 for talk, 64 for call messages and 255 to log all messages. For an explanation of these messages refer to [Buffer Manager](#), Event ID and Trigger .
- [Mask] Specify which events to log. See [Frontend code](#) to learn how events are selected by their ID and trigger mask. To receive all events, -1 is used for the event ID and the trigger mask. By using a buffer other than the "SYSTEM" buffer, event filters can be realized. An analyzer can request all events from the "SYSTEM" buffer, but only write acceptable events to a new buffer called "FILTERED". When the logger request now only events from the new buffer instead of the "SYSTEM" buffer, only filtered events get logged.
- [Event limit, Byte limit and Tape capacity] These fields can be used to stop a run when set to a non-zero value. The statistics values Events written, Bytes written and Bytes written total are checked respectively against these limits. When one of these condition is reached, the run is stopped automatically by the logger. Updates of the statistics branch is performed automatically every so often. This branch contains the number of events and bytes written. These two keys are cleared at the beginning of each run. The **Bytes written total** and **Files written** keys are only reset when a tape is rewound with the ODBEdit command rewind. The Bytes written total entry can therefore be used as an indicator if a tape is full. The Files written entry can be used off-line to determine how many files on tape have to be skipped in order to reach a specific run.
- [Subdir format, Current filename] In the case the **Subdir format** is not empty, this field will enable the placement of the data log file into a sub directory. The name of this subdirectory is composed by the given **Subdir** format string. Its format follows the definition of the system call strftime() . Ordinary characters placed in the format string are copied to s without conversion. Conversion specifiers are introduced by a '%' character, and are replaced in s as follows for the most used one:
 - Y : Year (ex: 2002)
 - y : Year (range:00..99)
 - m : Month (range: 01..12)
 - d : Day (range: 00..31) The other characters are: a, A, b, B, c, C, d, D, e, E, G, g, h, H, I, j, k, l, m, M, n, O, p, P, r, R, s, S, t, T, u, U, V, w, W, x, X, y, Y, z, Z, +, % . (See man strftime() for explanations).

- [Current filename] will reflect the full path of the saved data file.

6.14.5 ODB /Experiment Tree

Under this tree, the Midas system stores special features for the user in order to facilitate his job on controlling a run. Initially only one empty key is defined labeled **Name** for the experiment name. The user can create four system keys in order to provide extra run control flexibility i.e.: **"Run Parameter/"**, **"Edit on Start/"**, **"Lock when running/"** and **"Security/"**.

- **2.0.0**, this directory can specify the event buffer size for each buffer involved in the experiment. By default the event buffer is named *SYSTEM*. Its default size is 2MB. This new parameter may be required to optimize the memory usage at the frontend level in case large data transfer is needed. This method work for all MIDAS buffers, except for ODB, where the size has to be specified at creation time using the odbedit command "-s" argument. There is no need to increase the SYMSG.SHM buffer as it is used only for messages.

1. Shutdown all MIDAS programs, delete the old .SYSTEM.SHM files sitting in the directory specified by either the exptab or \$MIDAS_DIR, use ipcrm for share memory segment removal.
2. Run odbedit, go to experiment, create a directory key "Buffer Sizes", create a DWORD key of the buffer name to be increased.

```
C:\online>odbedit
[local:Default:S]>/>cd Experiment/
[local:Default:S]/Experiment>mkdir "Buffer Sizes"
[local:Default:S]/Experiment>cd "Buffer Sizes/"
[local:Default:S]Buffer Sizes>create DWORD SYSTEM
[local:Default:S]Buffer Sizes>set SYSTEM 4000000
```

3. Starts the rest of the MIDAS programs. Check that the buffer has the correct size by looking at the size of .SYSTEM.SHM (unix, ipcs), SYSTEM.SHM (windows).

Key name	Type	#Val	Size	Last	Opn	Mode	Value
-----	-----	-----	-----	-----	-----	-----	-----
Experiment	DIR						
Name	STRING	1	32	22s	0	RWD	chaos
Run Parameter	DIR						
Beam Polarity	STRING	1	256	2h	0	R	negative
Beam Momentum	FLOAT	1	4	2h	0	R	91
2LT: log file name?	STRING	1	256	2h	0	R	cni05
1LT: file name?	STRING	1	256	2h	0	R	files.cni.zero
Comment	STRING	1	256	2h	0	R	ch2 target
Target Angle	FLOAT	1	4	2h	0	R	0

Target Material	STRING	1	256	2h	0	R	ch2
Edit on start	DIR						
Beam Momentum	FLOAT	1	4	2h	0	R	91
Beam Polarity	STRING	1	256	2h	0	R	negative
Target Material	STRING	1	256	2h	0	R	ch2
Target Angle	FLOAT	1	4	2h	0	R	0
1LT: file name?	STRING	1	256	2h	0	R	files.cni.zero
Trigger 2	BOOL	1	4	2h	0	RWD	n
2LT: log file name?	STRING	1	256	2h	0	R	cni05
Comment	STRING	1	256	2h	0	R	ch2 target
Write data	BOOL	1	4	2h	0	RWD	y
Lock when running	DIR						
Run Parameter	DIR						
Beam Polarity	STRING	1	256	2h	0	R	negative
Beam Momentum	FLOAT	1	4	2h	0	R	91
2LT: log file name?	STRING	1	256	2h	0	R	cni05
1LT: file name?	STRING	1	256	2h	0	R	files.cni.zero
Comment	STRING	1	256	2h	0	R	ch2 target
Target Angle	FLOAT	1	4	2h	0	R	0
Target Material	STRING	1	256	2h	0	R	ch2
Security	DIR						
Password	STRING	1	32	16h	0	RWD	#@D&%F56
Allowed hosts	DIR						
host.sample.domain	INT	1	4	>99d	0	RWD	0
pierre.triumf.ca	INT	1	4	>99d	0	RWD	0
pcch02.triumf.ca	INT	1	4	>99d	0	RWD	0
koslx1.triumf.ca	INT	1	4	>99d	0	RWD	0
koslx2.triumf.ca	INT	1	4	>99d	0	RWD	0
vwchaos.triumf.ca	INT	1	4	>99d	0	RWD	0
koslx0.triumf.ca	INT	1	4	>99d	0	RWD	0
Allowed programs	DIR						
mstat	INT	1	4	>99d	0	RWD	0
mhttpd	INT	1	4	>99d	0	RWD	0
Web Password	STRING	1	32	16h	0	RWD	pon4@#%SSDF2
Name	STRING	1	32	4m	0	RWD	Default
Buffer Sizes	DIR						
SYSTEM	DWORD	1	4	4m	0	RWD	4000000

- [Name] Specifies the name of the experiment.
- [Run Parameters] Specifies a fix directory name where you can create and define keys which can be presented at Run start for run condition selection. The actual activation of any of those line is done via a "logical link key" defined in the Edit on Start/ sub-tree. The links don't have to point to run parameters necessarily. They can point to any ODB key including the logger settings. It can make sense to create a link to the logger setting which enables/disables writing of data. A quick test run can then be made without data logging for example:

```
[local]/>create key "/Experiment/Run parameters"
```

Then one or more run parameters can be created in that directory,

```
[local]Run parameters>create int "Run mode"
[local]Run parameters>create string Comment
```

- [Edit on Start] Specifies a fix directory name where you can define an ODB link (similar to a symbolic link in UNIX) key to the pre-defined directory Run Parameters. Any link key present in this directory pointing to a valid ODB key will be requested for input during the run start procedure.

A new feature has been added to this section for the possibility of preventing the user to change the run number from the web interface during the start sequence. By defining the key **/Experiment/Edit on Start/Edit run number** as a boolean variable the ability of editing the run number is enabled or disabled. By default if this key is not present the run number is editable.

```
[local]/>create key "Experiment/Edit on start"
[local]/>cd "Experiment/Edit on start"
[local]/>ln "/Experiment/Run parameters/Run mode" "Run mode"
```

When a run is started from ODBEdit, all links in /Experiment/Edit on start are scanned and read in:

```
[local]/>start
Run mode [0]:1
Run number [3]:<return to accept>
Are the above parameters correct?
([y]/n/q): <return to accept "y">
Starting run #2
Run #2 started

[local]/>cd "Experiment/Edit on start"
[local]/>create BOOL "Edit run number"
```

- [Lock when running] Specifies a fix directory for defining logical link keys to be set in Read only access mode while the run is in progress. The lock when running can contains logical link to key(s) for setting these keys protection to "read only" while running. In the example below, all the parameters under the declared tree will be switched to read only preventing any parameters modification during the run.

```
[local]/>create key "Experiment/Lock when running"
[local]/>cd "Experiment/Lock when running"
[local]/>ln "/Experiment/Run parameters" "Run parameter"
[local]/>ln "/Logger/Write Data" "Write Data?"
```

- [Security] Specifies a fix directory name where information regarding security can be setup. By default, there is no restriction for user to connect locally or remotely to a given experiment. If an access restriction has to be setup in order to protect the experiment from unwilling access, a password mechanism has to be defined. This directory is automatically created when the command **passwd** is issued in ODB (see below).
- [Password] Specifies the encrypted password for accessing current experiment.

```
[local]/>passwd
Password:<xxxx>
Retype password:<xxxx>
```

To remove the full password checking mechanism, the ODB security sub-tree has to be entirely deleted using the following command:

```
[local]/>rm /Experiment/Security
Are you sure to delete the key
"/Experiment/Security"
and all its subkeys? (y/[n]) y
```

After running the odb command passwd, four new sub-fields will be present under the Security tree.

- Password
- Allowed hosts
- Allowed programs
- Web Password

- [Allowed hosts] Specifies a fix directory name where allowed remote hostname can be defined for free access to the current experiment. While the access restriction can make sense to deny access to outsider to a given experiment, it can be annoying for the people working directly at the back-end computer or for the automatic frontend reloading mechanism (MS-DOS, VxWorks configuration). To address this problem specific hosts can be exempt from having to supply a password and being granted of full access.

```
[local]/>cd "/Experiment/Security/Allowed hosts"
[local]rhosts>create int myhost.domain
[local]rhosts>
```

Where <myhost>.<domain> has to be replaces by the full IP address of the host requesting full clearance.

- [Allowed programs] Specifies a list of programs having full access to the ODB independently of the node they running from.

```
[local]/>cd "/Experiment/Security/Allowed programs"
[local]:S>create int mstat
[local]:S>
```

- [Web Password] Specifies a separate password for the Web server access ([mhttpd task](#)). If this field is active, the user will be requested to provide the "Web Password" when accessing the requested experiment in a "Write Access". In all condition the Read Only Access" is available.

6.14.6 ODB /History Tree

This tree is automatically created when the logger is started. The logger will create a default sub-tree containing the following structure:

```
[local:midas:S]/History>ls -l -r
Key name                                     Type      #Val  Size  Last Opn Mode Value
-----
History                                     DIR
  Links                                     DIR
    System                                 DIR
      Trigger per sec.  /Equipment/Trigger/Statistics/Events per sec.
      Trigger kB per sec. /Equipment/Trigger/Statistics/kBytes per sec.

[local:midas:S]/>cd /History/Links/System/
[local:midas:S]System>ls -l
Key name                                     Type      #Val  Size  Last Opn Mode Value
-----
Trigger per sec.  LINK  1    46  >99d 0   RWD  /Equipment/Trigger/Statistics/Events per sec.
Trigger kB per sec. LINK  1    46  >99d 0   RWD  /Equipment/Trigger/Statistics/kBytes per sec.
```

A second sub-tree is added to the /History by the [mhttpd task](#) Midas web server when the button "History" on the main status page is pressed.

```
[local:midas:S]/History>ls -l -r Display
Key name                                     Type      #Val  Size  Last Opn Mode Value
-----
Display                                     DIR
  Default                                   DIR
    Trigger rate                           DIR
      Variables                            STRING    2     32   36h 0   RWD
                                           [0]                               System:Trigger per sec.
                                           [1]                               System:Trigger kB per sec.
      Factor                               FLOAT     2     4   36h 0   RWD
                                           [0]                               1
                                           [1]                               1
      Timescale                            INT       1     4   36h 0   RWD  3600
      Zero ylow                            BOOL       1     4   36h 0   RWD   y
```

This define a default history display under the Midas web server as long as the reference to "System" is correct. See [History system](#) for more information regarding explanation on these fields.

Where the 2 trigger fields are symbolic links to the given path. The sub-tree **System** defines a "virtual" equipment and get by the system assigned a particular "History Event ID".

6.14.7 ODB /Alarms Tree

This branch contains system information related to alarms. Currently the overall alarm is checked once every minute. Once the alarm has been triggered, the message associated to the alarm can be repeated at a different rate. The structure is split in 2 sections. The "**Alarms**" itself which define the condition to be tested and the "**Classes**" which defines the action to be taken when the alarm occurs. In order to make the system flexible, beside some default message logging (Classes/Write system message), each action may have a particular "detached script" spawned by it (Classes/Execute command).

```
odb -e expt -h host
```

```
[host:expt:Stopped]/Alarms>ls -lr
```

Key name	Type	#Val	Size	Last	Opn	Mode	Value
Alarms	DIR						
Alarm system active	BOOL	1	4	6h	0	RWD	n
Alarms	DIR						
Test	DIR						
Active	BOOL	1	4	31h	0	RWD	n
Triggered	INT	1	4	31h	0	RWD	0
Type	INT	1	4	31h	0	RWD	3
Check interval	INT	1	4	31h	0	RWD	60
Checked last	DWORD	1	4	31h	0	RWD	0
Time triggered first	STRING	1	32	31h	0	RWD	
Time triggered last	STRING	1	32	31h	0	RWD	
Condition	STRING	1	256	31h	0	RWD	/Runinfo/Run number > 10
Alarm Class	STRING	1	32	31h	0	RWD	Alarm
Alarm Message	STRING	1	80	31h	0	RWD	Run number became too large
wc3_anode	DIR						
Active	BOOL	1	4	31h	0	RWD	n
Triggered	INT	1	4	31h	0	RWD	0
Type	INT	1	4	31h	0	RWD	3
Check interval	INT	1	4	31h	0	RWD	10
Checked last	DWORD	1	4	31h	0	RWD	958070825
Time triggered first	STRING	1	32	31h	0	RWD	
Time triggered last	STRING	1	32	31h	0	RWD	
Condition	STRING	1	256	31h	0	RWD	/equipment/chv/variables/chvv[6] <
Alarm Class	STRING	1	32	31h	0	RWD	Alarm
Alarm Message	STRING	1	80	31h	0	RWD	WC3 Anode voltage is too low
chaos	DIR						
Active	BOOL	1	4	31h	0	RWD	n
Triggered	INT	1	4	31h	0	RWD	0
Type	INT	1	4	31h	0	RWD	3
Check interval	INT	1	4	31h	0	RWD	10
Checked last	DWORD	1	4	31h	0	RWD	0
Time triggered first	STRING	1	32	31h	0	RWD	
Time triggered last	STRING	1	32	31h	0	RWD	
Condition	STRING	1	256	31h	0	RWD	/Equipment/B12Y/Variables/B12Y[2]
Alarm Class	STRING	1	32	31h	0	RWD	Alarm
Alarm Message	STRING	1	80	31h	0	RWD	CHAOS magnet has tripped.
Classes	DIR						
Alarm	DIR						
Write system message	BOOL	1	4	31h	0	RWD	y
Write Elog message	BOOL	1	4	31h	0	RWD	n
System message inter	INT	1	4	31h	0	RWD	60

System message last	DWORD	1	4	31h	0	RWD	0
Execute command	STRING	1	256	31h	0	RWD	
Execute interval	INT	1	4	31h	0	RWD	0
Execute last	DWORD	1	4	31h	0	RWD	0
Stop run	BOOL	1	4	31h	0	RWD	n
Warning	DIR						
Write system message	BOOL	1	4	31h	0	RWD	y
Write Elog message	BOOL	1	4	31h	0	RWD	n
System message inter	INT	1	4	31h	0	RWD	60
System message last	DWORD	1	4	31h	0	RWD	0
Execute command	STRING	1	256	31h	0	RWD	
Execute interval	INT	1	4	31h	0	RWD	0
Execute last	DWORD	1	4	31h	0	RWD	0
Stop run	BOOL	1	4	31h	0	RWD	n

- [Alarm system active] Overall Alarm enable flag.
- [Alarms] Sub-tree defining each individual alarm condition.
- [Classes] Sub-tree defining each individual action to be performed by a pre-defined and requested alarm.

6.14.8 ODB /Script Tree

This branch permits to invoke scripts from the web page. By creating the ODB tree **/Script** every entry in that tree will be available on the Web status page with the name of the key. Each key entry is then composed with a list of ODB field (or links). The first ODB field should be the executable command followed by as many arguments as you wish to be passed to the script.

```
[host::expt:Stopped]/Script>ls
BNMR Hold
Continue
Real
Test
Kill
[host:expt:Stopped]/Script>ls -lr Continue
Key name          Type    #Val  Size  Last  Opn  Mode  Value
-----
Continue          DIR
  cmd             STRING  1     128   39h   0    RWD   /home/bnmr/perl/continue.pl
  Name            STRING  1     32    28s   0    RWD   bnmr1
  hold            BOOL    1     4     31h   0    RWD   n
```

6.14.9 ODB /Alias Tree

This branch is not present until the user creates it. It is meant to contain symbolic links list to any ODB location. It is used for the Midas web interface where all the sub-trees will appear in the main window. By default the clicking of the button in the web interface will spawn a new frame. To force the display of the alias link in the same frame, a "&" has to be added to the name of the alias.

```
odbedit
ls
create key Alias
cd Alias
ln /Equipment/Trigger/Common "Trig Setting" <-- New frame
ln /Equipment/Trigger/Common "Trig Setting&" <-- Same frame
```

6.14.10 ODB /Elog Tree

This branch describes the Elog settings used through the Midas web server. See [mhttpd task](#) for setting up the different Elog page display.

```
[local:midas:S]/Elog>ls -lr
```

Key name	Type	#Val	Size	Last	Opn	Mode	Value
Elog	DIR						
Email	STRING	1	64	25h	0	RWD	midas@triumf.ca
Display run number	BOOL	1	4	25h	0	RWD	y
Allow delete	BOOL	1	4	25h	0	RWD	n
Types	STRING	20	32	25h	0	RWD	
		[0]					Routine
		[1]					Shift summary
		[2]					Minor error
		[3]					Severe error
		[4]					Fix
		[5]					Question
		[6]					Info
		[7]					Modification
		[8]					Reply
		[9]					Alarm
		[10]					Test
		[11]					Other
		[12]					
		[13]					
		[14]					
		[15]					
		[16]					
		[17]					
		[18]					
		[19]					
Systems	STRING	20	32	25h	0	RWD	
		[0]					General

	[1]	DAQ
	[2]	Detector
	[3]	Electronics
	[4]	Target
	[5]	Beamline
	[6]	
	[7]	
	[8]	
	[9]	
	[10]	
	[11]	
	[12]	
	[13]	
	[14]	
	[15]	
	[16]	
	[17]	
	[18]	
	[19]	
Buttons		
	8h	
	24h	
	3d	
	7d	
Host name	myhost.triumf.ca	
SMTP host	STRING 1 64 25h 0 RWD trmail.triumf.ca	

- [Email] Defines the Email address for Elog reply.
- [Display run number] Allows to disable the run number display in the Elog entries.
- [Allow delete] Flag for permitting the deletion of Elog entry.
- [Types] Pre-defined types displayed when composing an Elog entry. A maximum of 20 types are available. The list will be terminated by the encounter of the first blank type.
- [Systems] Pre-defined categories displayed when composing an Elog entry. A maximum of 20 types are available. The list will be terminated by the encounter of the first blank type.
- [SMTP host] Mail server address for routing the composed Elog message to the destination.
- [Buttons] Permits to recall up to four possible time span for the Elog command.
- [Host name] Host name.
- [Email <...>] Email address to where the message should be sent when composing it under "Systems" of the type <...>.

6.14.11 ODB /Programs Tree

System created tree containing task specific characteristics such as the watchdog and alarm condition. See [Alarm System](#).

Key name	Type	#Val	Size	Last	Opn	Mode	Value
-----	-----	-----	-----	-----	-----	-----	-----
Programs	DIR						
EBuilder	DIR						
Required	BOOL	1	4	0s	0	RWD	y
Watchdog timeout	INT	1	4	0s	0	RWD	10000
Check interval	DWORD	1	4	0s	0	RWD	10000
Start command	STRING	1	256	0s	0	RWD	mevb -D
Auto start	BOOL	1	4	0s	0	RWD	n
Auto stop	BOOL	1	4	0s	0	RWD	n
Auto restart	BOOL	1	4	0s	0	RWD	n
Alarm class	STRING	1	32	0s	0	RWD	Alarm
First failed	DWORD	1	4	0s	0	RWD	0

6.14.12 ODB /Lazy Tree

Backup facility Tree. Created with default parameters on the first activation of [lazylogger task](#). This task connects to a defined channel (i.e: Tape). when started. Multiple instance of the program can run contemporary.

Key name	Type	#Val	Size	Last	Opn	Mode	Value
-----	-----	-----	-----	-----	-----	-----	-----
Lazy	DIR						
Tape	DIR						
Settings	DIR						
Maintain free space	INT	1	4	23h	0	RWD	15
Stay behind	INT	1	4	23h	0	RWD	-1
Alarm Class	STRING	1	32	23h	0	RWD	
Running condition	STRING	1	128	23h	0	RWD	ALWAYS
Data dir	STRING	1	256	23h	0	RWD	/data_onl/current
Data format	STRING	1	8	23h	0	RWD	YBOS
Filename format	STRING	1	128	23h	0	RWD	run%05d.ybs
Backup type	STRING	1	8	23h	0	RWD	Tape
Execute after rewind	STRING	1	64	23h	0	RWD	ask_for_tape.sh
Path	STRING	1	128	23h	0	RWD	/dev/nst0
Capacity (Bytes)	FLOAT	1	4	23h	0	RWD	4.8e+10
List label	STRING	1	128	3h	0	RWD	tw0078
Execute before writi	STRING	1	64	23h	0	RWD	lazy_prewrite.csh
Execute after writin	STRING	1	64	23h	0	RWD	rundb_addrun.pl
Statistics	DIR						
Backup file	STRING	1	128	3h	0	RWDE	run05627.ybs
File size [Bytes]	FLOAT	1	4	3h	0	RWDE	2.00176e+09
KBytes copied	FLOAT	1	4	3h	0	RWDE	2.00176e+09
Total Bytes copied	FLOAT	1	4	3h	0	RWDE	2.00176e+09
Copy progress [%]	FLOAT	1	4	3h	0	RWDE	100

Copy Rate [bytes per	per	1	4	3h	0	RWDE	6.21462e+06
Backup status [%]	FLOAT	1	4	3h	0	RWDE	4.17034
Number of Files	INT	1	4	3h	0	RWDE	1
Current Lazy run	INT	1	4	3h	0	RWDE	5627
List	DIR						
TW0076	INT	15	4	3h	0	RWD	
		[0]				5575	
		[1]				5576	
		[2]				5577	

6.14.13 ODB /EBuilder Tree

The Event Builder tree is created by [mevb task](#) and is placed in the Equipment list.

Key name	Type	#Val	Size	Last	Opn	Mode	Value

EBuilder	DIR						
Settings	DIR						
Event ID	WORD	1	2	65h	0	RWD	1
Trigger mask	WORD	1	2	65h	0	RWD	1
Buffer	STRING	1	32	65h	0	RWD	SYSTEM
Format	STRING	1	32	65h	0	RWD	YBOS
Event mask	DWORD	1	4	65h	0	RWD	3
hostname	STRING	1	64	3h	0	RWD	myhost
Statistics	DIR						
Events sent	DOUBLE	1	8	3h	0	RWD	653423
Events per sec.	DOUBLE	1	8	3h	0	RWD	1779.17
kBytes per sec.	DOUBLE	1	8	3h	0	RWD	0
Channels	DIR						
Frag1	DIR						
Settings	DIR						
Event ID	WORD	1	2	65h	0	RWD	1
Trigger mask	WORD	1	2	65h	0	RWD	65535
Buffer	STRING	1	32	65h	0	RWD	YBUF1
Format	STRING	1	32	65h	0	RWD	YBOS
Event mask	DWORD	1	4	65h	0	RWD	1
Statistics	DIR						
Events sent	DOUBLE	1	8	3h	0	RWD	653423
Events per sec.	DOUBLE	1	8	3h	0	RWD	1779.17
kBytes per sec.	DOUBLE	1	8	3h	0	RWD	0
Frag2	DIR						
Settings	DIR						
Event ID	WORD	1	2	65h	0	RWD	5
Trigger mask	WORD	1	2	65h	0	RWD	65535
Buffer	STRING	1	32	65h	0	RWD	YBUF2
Format	STRING	1	32	65h	0	RWD	YBOS
Event mask	DWORD	1	4	65h	0	RWD	2
Statistics	DIR						
Events sent	DOUBLE	1	8	3h	0	RWD	653423
Events per sec.	DOUBLE	1	8	3h	0	RWD	1779.17
kBytes per sec.	DOUBLE	1	8	3h	0	RWD	0

6.14.14 ODB /Custom Tree

Web string for custom web page. **Editable ONLY** from your Web browser through [Custom page](#) .

Key name	Type	#Val	Size	Last	Opn	Mode	Value
WebLtno&	STRING	1	2976	25h	0	RWD	<multi-line>

```

<!doctype html public "-//w3c//dtd html 4.0 transitional//en">
<html>
<head>
  <meta http-equiv="Content-Type" content="text/html; charset=iso-8859-1">
  <meta name="GENERATOR" content="Mozilla/4.76 [en] (Windows NT 5.0; U) [Netscape]">
  <meta name="Author" content="Pierre-Andr?Amaudruz">
  <title>Set value</title>
</head>
<body text="#000000" bgcolor="#FFFFCC" link="#FF0000" vlink="#800080" alink="#0000FF">
<form method="GET" action="http://myhost.triumf.ca:8081/CS/WebLtno&">
<input type="hidden" name="exp" value="ltno">
<center><table CELLSPACING=1 CELLSPACING=1 COLS=3 WIDTH="100%" BGCOLOR="#99FF99" >
<caption><b><font face="Georgia"><font color="#000099"><font size=+2>LTNO
Custom Web Page</font></font></b></caption>

<tr BGCOLOR="#FFCC99">
<td><b><font color="#FF0000">Actions: </font></b>
<input type="submit" name="cmd" value="Status">
<input type="submit" name="cmd" value="Start">
<input type="submit" name="cmd" value="Stop">
...
<td BGCOLOR="#66FFFF"><b>Polarity section:</b>
<br>Run#: <odb src="/runinfo/run number">
<br>Run#: <odb src="/runinfo/run number">
<br>Run#: <odb src="/runinfo/run number">
<br>Run#: <odb src="/runinfo/run number" edit=1></td>
</tr>
</table></center>



<b><i><font color="#000099"><a href="http://myhost.triumf.ca/ltno/index.html">
<br>
LTNO help</a></font></i></b>
</body>
</html>

```

6.14.15 Hot Link

It is often desirable to modify hardware parameters like discriminator levels or trigger logic connected to the frontend computer. Given the according hardware is accessible from the frontend code, theses parameters are easily controllable when a hot-link ODB is established between the frontend and the ODB itself.

HotLink process

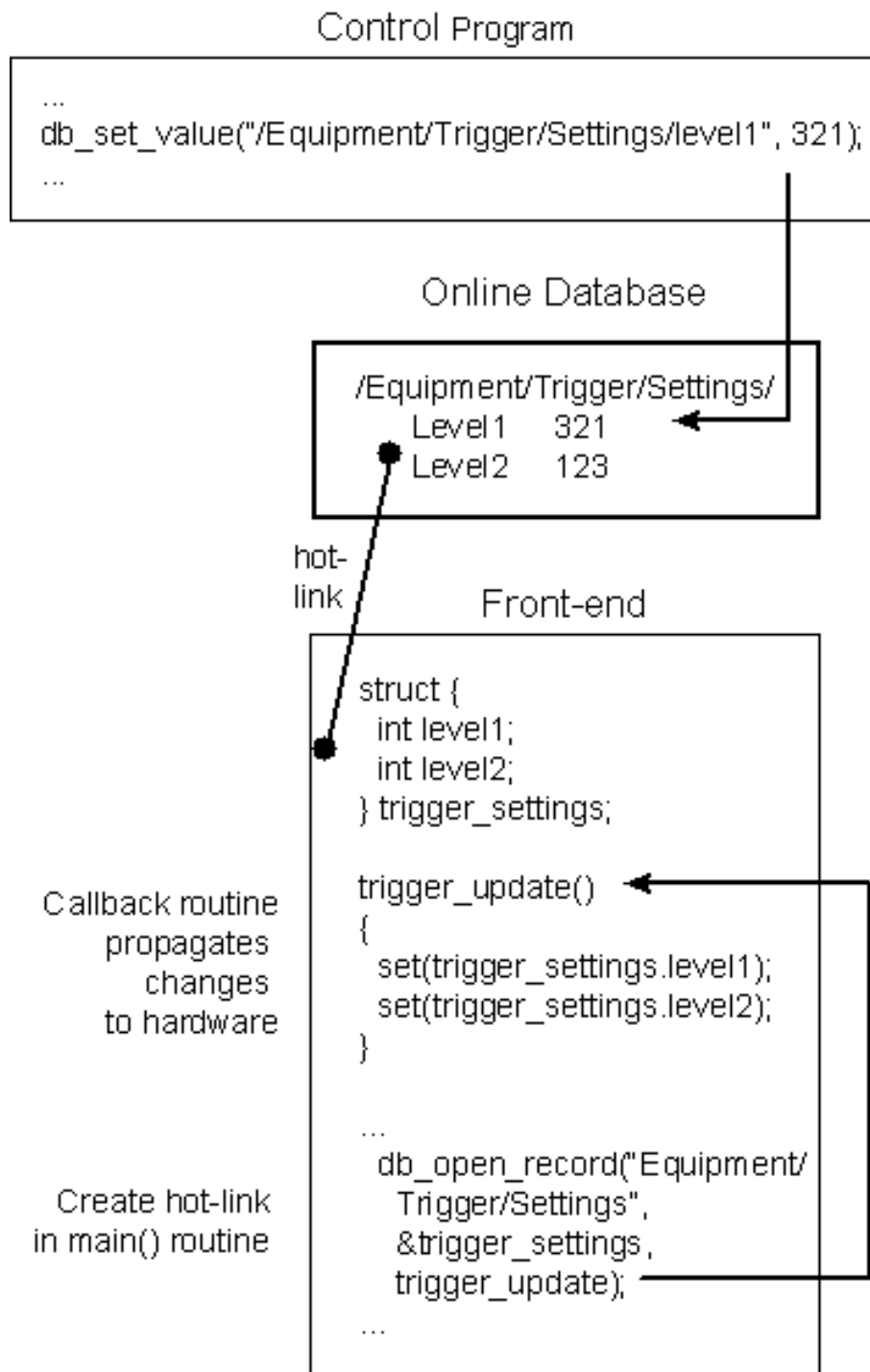


Figure 34: HotLink process

First the parameters have to be defined in the ODB under the Settings tree for the given equipment. Let's assume we have two discriminator levels belonging to the trigger electronics, which should be controllable. Following commands define these levels in the ODB:

```
[local]/>cd /Equipment/Trigger/
[local]Trigger>create key Settings
[local]Trigger>cd Settings
[local]Settings>create int level1
[local]Settings>create int level2
[local]Settings>ls
```

The frontend can now map a C structure to these settings. In order to simplify this process, ODBEdit can be requested to generate a header file containing this C structure. This file is usually called `event.h`. It can be generated in the current directory with the ODB command **make** which generates in the current directory the header file [experim.h](#) :

```
[local]Settings>make
```

Now this file can be copied to the frontend directory and included in the frontend source code. It contains a section with a C structure of the trigger settings and an ASCII representation:

```
typedef struct {
    INT      level1;
    INT      level2;
    TRIGGER_SETTINGS;

#define TRIGGER_SETTINGS_STR(_name) char *_name[] = {\
    "[.]",\
    "level1 = INT : 0",\
    "level2 = INT : 0",\
    "",\
    NULL
```

This definition can be used to define a C structure containing the parameters in [frontend.c](#):

```
#include <experim.h>

TRIGGER_SETTINGS trigger_settings;
```

A hot-link between the ODB values and the C structure is established in the [frontend_init\(\)](#) routine:

```
INT frontend_init()
{
```

```

HNDLE hDB, hkey;
TRIGGER_SETTINGS_STR(trigger_settings_str);

cm_get_experiment_database(&hDB, NULL);

db_create_record(hDB, 0,
    "/Equipment/Trigger/Settings",
    strcomb(trigger_settings_str));

db_find_key(hDB, 0,
    "/Equipment/Trigger/Settings", &hkey);

if (db_open_record(hDB, hkey,
    &trigger_settings,
    sizeof(trigger_settings), MODE_READ,
    trigger_update) != DB_SUCCESS)
{
    cm_msg(MERROR, "frontend_init",
        "Cannot open Trigger Settings in ODB");
    return -1;
}

return SUCCESS;

```

The `db_create_record()` function re-creates the settings sub-tree in the ODB from the ASCII representation in case it has been corrupted or deleted. The `db_open_record()` now establishes the hot-link between the settings in the ODB and the `trigger_settings` structure. Each time the ODB settings are modified, the changes are written to the `trigger_settings` structure and the callback routine `trigger_update()` is executed afterwards. This routine has the task to set the hardware according to the settings in the `trigger_settings` structure.

It may look like:

```

void trigger_update(INT hDB, INT hkey)
{
    printf("New levels: %d %d",
        trigger_settings.level1,
        trigger_settings.level2);
}

```

Of course the `printf()` function should be replaced by a function which accesses the hardware properly. Modifying the trigger values with ODBEdit can test the whole scheme:

```

[local]/>cd /Equipment/Trigger/Settings
[local]Settings>set level1 123
[local]Settings>set level2 456

```

Immediately after each modification the frontend should display the new values. The settings can be saved to a file and loaded back later:

```

[local]/>cd /Equipment/Trigger/Settings

```

```
[local]Settings>save settings.odb  
[local]Settings>set level1 789  
[local]Settings>load settings.odb
```

The settings can also be modified from any application just by accessing the ODB. Following listing is a complete user application that modifies the trigger level:

```
#include <midas.h>  
  
main()  
{  
    HANDLE hDB;  
    INT level;  
  
    cm_connect_experiment("", "Sample", "Test",  
                          NULL);  
    cm_get_experiment_database(&hDB, NULL);  
  
    level = 321;  
    db_set_value(hDB, 0,  
                "/Equipment/Trigger/Settings/Level1",  
                &level, sizeof(INT), 1, TID_INT);  
  
    cm_disconnect_experiment();  
}
```

The following figure summarizes the involved components:

To make sure a hot-link exists, one can use the ODBEdit command **sor** (show open records):

```
[local]Settings>cd /  
[local]/>sor  
/Equipment/Trigger/Settings open 1 times by ...
```

6.14.16 History system

The history system is an add-on capability build in the data logger (see [mlogger task](#)) to record information in parallel to the data logging. This information is recorded with a time stamp and saved into "data base file" like for later retrieval. One set of file is created per day containing all the requested history events.

The history is working only if the logger is running, but it is not necessary to have any channel enabled.

The definition of the history event is done through two different means:

- **frontend** history event: Each equipment has the capability to generate "history data" if the particular history field value is different then zero. The value will reflect the periodicity of the history logging (see [The Equipment structure](#)).

- **"Virtual History event"**: Composed within the Online Database under the specific tree "/History/Links" (see [ODB /History Tree](#))

Both definition mode takes effects when the data logger gets a "start run" transition. Any modification during the run is not applied until the next run is started.

- [frontend history event] As mentioned earlier, each equipment can be enabled to generate history event based on the periodicity of the history value (in second!). The content if the event will be completely copied into the history files using the definition of the event as tag names for every element of the event.

The history variable name for each element of the event is composed following one of the rules below:

- [bank event] **/equipment/<...>/Variables/<bank name>[]** is the only reference of the event, the history name is composed of the bank name followed by the corresponding index of the element.
- [bank event] **/equipment/<...>/Settings/Names <bank_name>[]** is present, the history name is composed of the corresponding name found in the "Names <bank_name>" array. The size of this array should match the size of the **/equipment/<...>/Variables/<bank name>[]** .

```
[host:chaos:Running]Target>ls -l -r
Key name                                Type      #Val  Size  Last Opn Mode Value
-----
Target                                  DIR
  settings                              DIR
    Names TGT_                           STRING    7      32    10h  0   RWD
                                           [0]                                Time
                                           [1]                                Cryostat vacuum
                                           [2]                                Heat Pipe pressure
                                           [3]                                Target pressure
                                           [4]                                Target temperature
                                           [5]                                Shield temperature
                                           [6]                                Diode temperature
    Common                               DIR
    ...
  Variables                              DIR
    TGT_                                FLOAT     7      4    10s  0   RWD
                                           [0]                                114059
                                           [1]                                4.661
                                           [2]                                23.16
                                           [3]                                -0.498
                                           [4]                                22.888
                                           [5]                                82.099
                                           [6]                                40
    Statistics                           DIR
    ...
```

- [fixed event] The names of the individual element under **/equipment/<...>/variables/** will be used for the history name composition.
- [fixed event with array] If the **/equipment/<...>/Settings/Names[]** exists, each element of the array will be referenced using the corresponding name of the **/Settings/Names[]** array.
- [ODB history event]

6.14.17 Alarm System

The alarm system is built in and part of the main experiment scheduler. This means no separate task is necessary to benefit from it, but this feature is active during **ONLINE** mode **ONLY**. Alarm setup and activation is done through the Online Database. Alarm system includes several other features such as: sequencing control of the experiment. The alarm capabilities are:

- Alarm setting on any ODB variables against threshold parameter.
- Alarm check frequency
- Alarm trigger frequency
- Customizable alarm scheme, under this scheme multiple choice of alarm type can be selected.
- Program control on run transition.

Beside the setup through ODBEdit, the Alarm can also be setup through the Midas web page..

Midas Web Alarm setting display

MIDAS experiment "bnmr2"			Sat Aug 5 11:09:49 2000		
Reset all alarms	Alarms on/off	Status			
Evaluated alarms					
Alarm	State	First triggered	Class	Condition	Current value
Test	Disabled	-	Alarm	/Runinfo/Run number > 100	30327
RF trip	Disabled	-	Pause	/equipment/info odb/variables/RF state = 1	0
Flu monitor	OK	-	Pause	/equipment/info odb/variables/Fluor monitor counts < 0	0
Program alarms					
Alarm	State	First triggered	Class	Condition	
Internal alarms					
Alarm	State	First triggered	Class	Condition/Message	

Figure 35: Midas Web Alarm setting display

Midas Web Alarm setting display

MIDAS experiment "trinat"				Sat Aug 5 11:18:06 2000			
Find	Create	Delete	Alarms	Programs	Status	Help	
Create Elog from this page							
/ Programs / Nova 014019 /							
Key				Value			
Auto start				n			
Auto stop				n			
Auto restart				n			
Required				n			
Start command				(empty)			
Alarm Class				(empty)			
Checked last				965499475 (0x398C5A53)			
Alarm count				0 (0x0)			
Watchdog timeout				10000 (0x2710)			

Figure 36: Midas Web Alarm setting display

Midas Web Alarm Program status display

MIDAS experiment "trinat"			Sat Aug 5 11:17:30 2000	
Alarms	Status			
Program	Running on host	Alarm class	Autorestart	
ODBEEdit	midtis01	-	No	Stop ODBEdit
TRINAT_FE	codaq01	-	No	Stop TRINAT_FE
MStatus	midtis01	-	No	Stop MStatus
Logger	midtis01	-	No	Stop Logger
Nova_014019	midtis01	-	No	Stop Nova_014019

Figure 37: Midas Web Alarm Program status display

[Internal features](#) - [Top](#) - [Data format](#)

6.15 Quick Start

[Components](#) - [Top](#) - [Internal features](#)

This section is under revision to better reflect the latest installation and basic operation of the Midas package.

... This section will... describes step-by-step the installation procedure of the Midas package on several platform as well as the procedure to run a demo sample experiment. In a second stage, the frontend or the analyzer can be moved to another computer to test the remote connection capability.

The Midas Package source and binaries can be found at : [PSI](#) or at [TRIUMF](#) . An [online SVN web site](#) is also available for the latest developments.

Even though Midas is available for multiple platforms, the following description are for [Linux installation](#) and [Windows installation](#).

6.15.1 Linux installation

1. Extraction:

- **Compressed files** The compressed file contains the source and binary code. It does expand under the directory name of **midas**. This extraction can be done at the user level.

```
cd /home/mydir
tar -zxvf midas-1.9.x.tar.gz
```


The midas directory structure will be composed of several subdirectories such as:

```
>ls
COPYING  doc/      examples/ include/  linux/    makefile.nt  msch/  utils/
CVS/     drivers/  gui/      java/    Makefile* mcleanup*  src/   vxworks/
```

- **RPM** Current RPM is not fully up-to-date. We suggest that you use the compressed files or the **SVN repository**. In the case of the **rpm**, the binaries are placed in the `/usr/local/bin`, `/usr/local/include`, `/usr/local/lib`.
- **SVN** The source code can be extracted from the **SVN repository**. An anonymous access is available under the username `svn` and password `svn` which may be required several time. SVN provides also a quick **tarball** creation within the web interface!

```
svn co svn+ssh://svn@savannah.psi.ch/afs/psi.ch/project/meg/svn/midas/trunk midas
svn co svn+ssh://svn@savannah.psi.ch/afs/psi.ch/project/meg/svn/mxml/trunk mxml
```

If you expect to run the **ROME analyzer** you can extract the SVN package following the same procedure.

```
svn co svn+ssh://svn@savannah.psi.ch/afs/psi.ch/project/meg/svn/rome/trunk rome
```

For the Histogram display tool **ROODY** the package still resides under CVS but will be soon moved to SVN.

```
cvs -d anoncvs@midas.triumf.ca:/usr/local/cvsroot checkout roody
```

2. **Installation:** The installation consists in placing the image files in the `/usr/local/` directories. This operation requires superuser privilege. The open "install" from the Makefile will automatically do this installation for you.

```
cd /home/mydir/midas
su -
make install
```

3. **Configuration:** Several system files needs to be modified for the full Midas implementation.

- **/etc/services :** For remote access. Inclusion of the midas service. Add following line:

```
# midas service
midas          1175/tcp                # Midas server
```

- **/etc/xinetd.d/midas :** Daemon definition. Create new file named **midas**

```
service midas
{
    flags          = REUSE NOLIBWRAP
    socket_type    = stream
    wait          = no
    user           = root
```

```

server                = /usr/local/bin/mserver
log_on_success        += USERID HOST PID
log_on_failure        += USERID HOST
disable               = no
}

```

- **/etc/ld.so.conf** : Dynamic Linked library list. Add directory pointing to location of the midas.so file (add /usr/local/lib).

```
/usr/local/lib
```

The system is now build by default in static which prevent to have to setup the .so path through either the environment **LD_LIBRARY_PATH** or the ld.so.conf.

- **/etc/exptab** : Midas Experiment definition file (see below).

4. **Experiment definition:** Midas system supports multiple experiment running contemporary on the same computer. Even though it may not be efficient, this capability makes sense when the experiments are simple detector lab setups which shared hardware resources for data collection. In order to support this feature, Midas requires a uniquely identified set of parameter for each experiment that is used to define the location of the Online Database.

Every experiment under Midas has its own ODB. In order to differentiate them, an experiment name and directory are assigned to each experiment. This allows several experiments to run concurrently on the same host using a common Midas installation.

Whenever a program participating in an experiment is started, the experiment name can be specified as a command line argument or as an environment variable.

A list of all possible running experiments on a given machine is kept in the file **exptab**. This file **exptab** is expected by default to be located under **/etc/exptab**. This can be overwritten by the [Environment variables MIDAS_EXPTAB](#).

exptab file is composed of one line per experiment definition. Each line contains three parameters, i.e: **experiment name**, **experiment directory name** and **user name**. Example:

```

#
# Midas experiment list
midas  /home/midas/online      midas
decay  /home/slave/decay_daq   slave

```

Experiments not defined into **exptab** are not accessible remotely, but can still be accessed locally using the [Environment variables MIDAS_DIR](#) if defined. This environment superceed the **exptab** definition.

5. **Compilation & Build:** You should be able to rebuild the full package once the Midas tree structure has been placed in your temporary directory. The compilation and link will try to generate the **rmidas** application which requires **ROOT**.

The application **mana** will also be compiled for **HBOOK** and **ROOT**. Look in the make listing below for the [HAVE_HBOOK](#), [HAVE_ROOT](#).

```
> cd /home/mydir/midas
> make
cc -c -g -O2 -Wall -Iinclude -Idrivers -Llinux/lib -DINCLUDE_FTPLIB -DOS_LINUX -fPIC
-o linux/lib/midas.o src/midas.c
cc -c -g -O2 -Wall -Iinclude -Idrivers -Llinux/lib -DINCLUDE_FTPLIB -DOS_LINUX -fPIC
-o linux/lib/system.o src/system.c
cc -c -g -O2 -Wall -Iinclude -Idrivers -Llinux/lib -DINCLUDE_FTPLIB -DOS_LINUX -fPIC
-o linux/lib/mrpc.o src/mrpc.c
cc -c -g -O2 -Wall -Iinclude -Idrivers -Llinux/lib -DINCLUDE_FTPLIB -DOS_LINUX -fPIC
-o linux/lib/odb.o src/odb.c
cc -c -g -O2 -Wall -Iinclude -Idrivers -Llinux/lib -DINCLUDE_FTPLIB -DOS_LINUX -fPIC
-o linux/lib/ybos.o src/ybos.c
cc -c -g -O2 -Wall -Iinclude -Idrivers -Llinux/lib -DINCLUDE_FTPLIB -DOS_LINUX -fPIC
-o linux/lib/ftplib.o src/ftplib.c
rm -f linux/lib/libmidas.a
ar -crv linux/lib/libmidas.a linux/lib/midas.o linux/lib/system.o linux/lib/mrpc.o
linux/lib/odb.o linux/lib/ybos.o linux/lib/ftplib.o
a - linux/lib/midas.o
a - linux/lib/system.o
a - linux/lib/mrpc.o
a - linux/lib/odb.o
a - linux/lib/ybos.o
a - linux/lib/ftplib.o
rm -f linux/lib/libmidas.so
ld -shared -o linux/lib/libmidas.so linux/lib/midas.o linux/lib/system.o
linux/lib/mrpc.o linux/lib/odb.o linux/lib/ybos.o linux/lib/ftplib.o -lutil
-lpthread -lc
cc -c -g -O2 -Wall -Iinclude -Idrivers -Llinux/lib -DINCLUDE_FTPLIB -DOS_LINUX -fPIC
-o linux/lib/mana.o src/mana.c
cc -Dextname -DHAVE_HBOOK -c -g -O2 -Wall -Iinclude -Idrivers -Llinux/lib
-DINCLUDE_FTPLIB -DOS_LINUX -fPIC -o linux/lib/hmana.o src/mana.c
...
g++ -DHAVE_ROOT -c -g -O2 -Wall -Iinclude -Idrivers -Llinux/lib -DINCLUDE_FTPLIB
-DOS_LINUX -fPIC -D_REENTRANT -I/home1/midas/root/include -o linux/lib/rmana.o
src/mana.c
g++ -c -g -O2 -Wall -Iinclude -Idrivers -Llinux/lib -DINCLUDE_FTPLIB -DOS_LINU
-fPIC -o linux/lib/mfe.o src/mfe.c
cc -Dextname -c -g -O2 -Wall -Iinclude -Idrivers -Llinux/lib
-DINCLUDE_FTPLIB -DOS_LINUX -fPIC -o linux/lib/fal.o src/fal.c
...
cc -g -O2 -Wall -Iinclude -Idrivers -Llinux/lib -DINCLUDE_FTPLIB -DOS_LINUX -fPIC
-o linux/bin/mserver src/mserver.c -lmidas -lutil -lpthread
cc -g -O2 -Wall -Iinclude -Idrivers -Llinux/lib -DINCLUDE_FTPLIB -DOS_LINUX -fPIC
-o linux/bin/mhttpd src/mhttpd.c src/mgd.c -lmidas -lutil -lpthread -lm
g++ -g -O2 -Wall -Iinclude -Idrivers -Llinux/lib -DINCLUDE_FTPLIB -DOS_LINUX -fPIC
-DHAVE_ROOT -D_REENTRANT -I/home1/midas/root/include
-o linux/bin/mlogger src/mlogger.c -lmidas
-L/home1/midas/root/lib -lCore -lCint -lHist -lGraf -lGraf3d -lGpad -lTree
-lRint -lPostscript -lMatrix -lPhysics -lpthread -lm -ldl -rdynamic -lutil -lpthread
cc -g -O2 -Wall -Iinclude -Idrivers -Llinux/lib -DINCLUDE_FTPLIB -DOS_LINUX -fPIC
-o linux/bin/odbedit src/odbedit.c src/cmdedit.c -lmidas -lutil -lpthread
cc -g -O2 -Wall -Iinclude -Idrivers -Llinux/lib -DINCLUDE_FTPLIB -DOS_LINUX -fPIC
-o linux/bin/mtape utils/mtape.c -lmidas -lutil -lpthread
cc -g -O2 -Wall -Iinclude -Idrivers -Llinux/lib -DINCLUDE_FTPLIB -DOS_LINUX -fPIC
```

```

-o linux/bin/mhist utils/mhist.c -lmidas -lutil -lpthread
cc -g -O2 -Wall -Iinclude -Idrivers -Llinux/lib -DINCLUDE_FTPLIB -DOS_LINUX -fPIC
-o linux/bin/mstat utils/mstat.c -lmidas -lutil -lpthread
cc -g -O2 -Wall -Iinclude -Idrivers -Llinux/lib -DINCLUDE_FTPLIB -DOS_LINUX -fPIC
-o linux/bin/mcnaf utils/mcnaf.c drivers/bus/camacrpc.c -lmidas -lutil -lpthread
cc -g -O2 -Wall -Iinclude -Idrivers -Llinux/lib -DINCLUDE_FTPLIB -DOS_LINUX -fPIC
-o linux/bin/mdump utils/mdump.c -lmidas -lz -lutil -lpthread
cc -g -O2 -Wall -Iinclude -Idrivers -Llinux/lib -DINCLUDE_FTPLIB -DOS_LINUX -fPIC
-o linux/bin/lazylogger src/lazylogger.c -lmidas -lz -lutil -lpthread
cc -g -O2 -Wall -Iinclude -Idrivers -Llinux/lib -DINCLUDE_FTPLIB -DOS_LINUX -fPIC
-o linux/bin/mchart utils/mchart.c -lmidas -lutil -lpthread
cp -f utils/stripchart.tcl linux/bin/.
cc -g -O2 -Wall -Iinclude -Idrivers -Llinux/lib -DINCLUDE_FTPLIB -DOS_LINUX -fPIC
-o linux/bin/webpaw utils/webpaw.c -lmidas -lutil -lpthread
cc -g -O2 -Wall -Iinclude -Idrivers -Llinux/lib -DINCLUDE_FTPLIB -DOS_LINUX -fPIC
-o linux/bin/odbhist utils/odbhist.c -lmidas -lutil -lpthread
cc -g -O2 -Wall -Iinclude -Idrivers -Llinux/lib -DINCLUDE_FTPLIB -DOS_LINUX -fPIC
-o linux/bin/melog utils/melog.c -lmidas -lutil -lpthread
cc -g -O2 -Wall -Iinclude -Idrivers -Llinux/lib -DINCLUDE_FTPLIB -DOS_LINUX -fPIC
-o linux/bin/mlxspeaker utils/mlxspeaker.c -lmidas -lutil -lpthread
cc -g -O2 -Wall -Iinclude -Idrivers -Llinux/lib -DINCLUDE_FTPLIB -DOS_LINUX -fPIC
-o linux/bin/dio utils/dio.c -lmidas -lutil -lpthread
g++ -g -O2 -Wall -Iinclude -Idrivers -Llinux/lib -DINCLUDE_FTPLIB -DOS_LINUX -fPIC
-DHAVE_ROOT -D_REENTRANT -I/home1/midas/root/include -o linux/bin/rmidas src/rmidas.c
-lmidas -L/home1/midas/root/lib -lCore -lCint -lHist -lGraf -lGraf3d -lGpad
-lTree -lRint -lPostscript -lMatrix -lPhysics -lGui -lpthread -lm -ldl -rdynamic
-lutil -lpthread

```

6. **Demo examples:** The midas file structure contains examples of code which can be (should be) used for template. In the **midas/examples/experiment** you will find a full set for frontend and analysis code. The building of this example is performed with the **Makefile** of this directory. The reference to the Midas package is done relative to your current location (`../../include`). In the case the content of this directory is copied to a different location (template), you will need to modify the local parameters within the Makefile

```

#-----
# The following lines define direcories. Adjust if necessary
#
DRV_DIR    = ../../drivers/bus
INC_DIR    = ../../include
LIB_DIR    = ../../linux/lib

```

Replace by:

```

#-----
# The following lines define direcories. Adjust if necessary
#
DRV_DIR    = /home/mydir/midas/drivers/bus
INC_DIR    = /usr/local/include
LIB_DIR    = /usr/local/lib

```

```
> cd /home/mydir/midas/examples/experiment
```

```
> make
gcc -g -O2 -Wall -g -I../include -I../drivers/bus -DOS_LINUX -Dextname -c
-o camacnul.o ../drivers/bus/camacnul.c
g++ -g -O2 -Wall -g -I../include -I../drivers/bus -DOS_LINUX -Dextname -o
frontend frontend.c
camacnul.o ../linux/lib/mfe.o ../linux/lib/libmidas.a -lm -lz -lutil
-lns1 -lpthread
g++ -D_REENTRANT -I/home1/midas/root/include -DHAVE_ROOT -g -O2 -Wall -g
-I../include -I../drivers/bus -DOS_LINUX -Dextname -o analyzer.o
-c analyzer.c
g++ -D_REENTRANT -I/home1/midas/root/include -DHAVE_ROOT -g -O2 -Wall -g
-I../include -I../drivers/bus -DOS_LINUX -Dextname -o adccalib.o -c adccalib.c
g++ -D_REENTRANT -I/home1/midas/root/include -DHAVE_ROOT -g -O2 -Wall -g
-I../include -I../drivers/bus -DOS_LINUX -Dextname -o adcsum.o -c adcsum.c
g++ -D_REENTRANT -I/home1/midas/root/include -DHAVE_ROOT -g -O2 -Wall -g
-I../include -I../drivers/bus -DOS_LINUX -Dextname -o scaler.o -c scaler.c
g++ -o analyzer ../linux/lib/rmana.o analyzer.o adccalib.o adcsum.o scaler.o
../linux/lib/libmidas.a -L/home1/midas/root/lib -lCore -lCint -lHist -lGraf
-lGraf3d -lGpad -lTree -lRint -lPostscript -lMatrix -lPhysics -lpthread -lm -ldl
-rdynamic -lThread -lm -lz -lutil -lnsl -lpthread
>
```

For testing the system, you can start the frontend as follow:

```
> frontend
Event buffer size      :      100000
Buffer allocation      : 2 x 100000
System max event size  :      524288
User max event size    :      10000
User max frag. size    :      5242880
# of events per buffer :      10

Connect to experiment ...Available experiments on local computer:
0 : midas
1 : root
Select number:0                      <---- predefined experiment from exptab file

Sample Frontend connected to <local>. Press "!" to exit                      17:27:47
=====
Run status:   Stopped      Run number 0
=====
Equipment     Status    Events    Events/sec Rate[kB/s] ODB->FE    FE->ODB
-----
Trigger       OK          0          0.0        0.0          0          0
Scaler        OK          0          0.0        0.0          0          0
```

In a different terminal window

```
>odbedit
Available experiments on local computer:
0 : midas
1 : root
Select number: 0
[local:midas:S]/>start now
Starting run #1
17:28:58 [ODBEdit] Run #1 started
[local:midas:R]/>
```

The run has been started as seen in the frontend terminal window. See the `/examples/experiment/frontend.c` for data generation code.

```

Sample Frontend connected to <local>. Press "!" to exit                                     17:29:07
=====
Run status:   Running      Run number 1
=====
Equipment     Status      Events      Events/sec  Rate[kB/s]  ODB->FE      FE->ODB
-----
Trigger       OK           865         99.3        5.4         0            9
Scaler        OK           1           0.0         0.0         0            1

```

6.15.2 Windows installation

1. **Extraction:**
2. **Installation:**
3. **Configuration:**
4. **Experiment definition:**
5. **Compilation:**
6. **Demo examples:**

[Components](#) - [Top](#) - [Internal features](#) [Internal features](#) - [Top](#) - [Data format](#)

The Midas system provides several off-the-shelf programs to control, monitor, debug the data acquisition system. Starting with the main utility (`odbedit`) which provide access to the Online data base and run control.

- [odbedit task](#) : Online Database Editor
 - [ODB Structure](#)

- [Midas Frontend application](#) : Midas Frontend application
- [mstat task](#) : Midas ASCII status report
- [analyzer task](#) : Midas data analyzer
 - [MIDAS Analyzer](#)
- [mlogger task](#) : Midas data logger
- [lazylogger task](#) : Background data logger
- [mdump task](#) : Event dump application
- [mevb task](#) : Event Builder application
- [mspeaker, mlxspeaker tasks](#) : Speech synthesizer
- [mcnaf task](#) : CAMAC standalone application
- [mhttpd task](#) : Midas Web server
- [melog task](#) : Electronic entry application
- [mhist task](#) : History retrieval application
- [mchart task](#) : Standalone Chart display application
- [mtape task](#) : Tape device manipulator
- [dio task](#) : Direct IO provider
- [stripchart.tcl file](#) : Tcl/Tk for chart display
- [rmidas task](#) : Root/Midas Simple GUI application
- [hvedit task](#) : High Voltage Slow Control GUI
- [Midas Remote server](#) : Midas Remote server

6.15.3 Midas Frontend application

The purpose of the [Midas Frontend application](#) is to collect data from hardware and transmit this information to a central place where data logging and analysis can be performed. This task is achieved with a) a specific code written by the user describing the sequence of action to acquire the hardware data and b) a framework code handling the data flow control, data transmission and run control operation. From Midas version 1.9.5 a new argument (-i index) has been introduced to facilitate the multiple frontend configuration operation required for the [Event Builder Functions](#).

- **Arguments**

- [-h] : help
- [-h hostname] : host name (see [odbedit task](#))
- [-e exptname] : experiment name (see [odbedit task](#))
- [-D] : Become a Daemon.
- [-O] : Become a Daemon but keep stdout
- [-d] : Used for debugging.
- [-i index] : Set frontend index (used with [mevb task](#)).

- **Usage**

6.15.4 odbedit task

odbedit refers to the Online DataBase Editor. This is the main application to interact with the different components of the Midas system.

See [ODB Structure](#) for more information.

- **Arguments**

- [-h] : help.
- [-h hostname] : Specifies host to connect to. Must be a valid IP host name. This option supersedes the MIDAS_SERVER_HOST environment variable.
- [-e exptname] : Specifies the experiment to connect to. This option supersedes the MIDAS_EXPT_NAME environment variable.
- [-c command] : Perform a single command. Can be used to perform operations in script files.
- [-c @commandFile] : Perform commands in sequence found in the commandFile.
- [-s size] : size in byte (for creation). Specify the size of the ODB file to be created when no shared file is present in the experiment directory (default 128KB).
- [-d ODB tree] : Specify the initial entry ODB path to go to.

- **Usage** ODBedit is the MIDAS run control program. It has a simple command line interface with command line editing similar to the UNIX tcsh shell. Following edit keys are implemented:

- [Backspace] Erase the character left from cursor
- [Delete/Ctrl-D] Erase the character under cursor
- [Ctrl-W/Ctrl-U] Erase the current line
- [Ctrl-K] Erase the line from cursor to end
- [Left arrow/Ctrl-B] Move cursor left
- [Right arrow/Ctrl-F] Move cursor right
- [Home/Ctrl-A] Move cursor to beginning of line
- [End/Ctrl-E] Move cursor to end of line
- [Up arrow/Ctrl-P] Recall previous command
- [Down arrow/Ctrl-N] Recall next command
- [Ctrl-F] Find most recent command which starts with current line
- [Tab/Ctrl-I] Complete directory. The command `ls /Sy <tab>` yields to `ls /System`.

• Remarks

- ODBedit treats the hierarchical online database very much like a file system. Most commands are similar to UNIX file commands like `ls`, `cd`, `chmod`, `ln` etc. The help command displays a short description of all commands.
- From Midas version 1.9.5, the ODB content can be saved into XML format if the file extension is `.xml`

```
C:\odbedit
[local:midas:S]/>save odb.xml
[local:midas:S]/>q
more odb.xml
<?xml version="1.0" encoding="ISO-8859-1"?>
<!-- created by ODBedit on Wed Oct 06 22:48:26 2004 -->
<dir name="root">
  <dir name="System">
    <dir name="Clients">
      <dir name="3880">
        <key name="Name" type="STRING" size="32">ebfe01</key>
        <key name="Host" type="STRING" size="256">pierre2</key>
        <key name="Hardware type" type="INT">42</key>
        <key name="Server Port" type="INT">4658</key>
      ...
    
```

```
[local:midas:Stopped]/>help
Database commands ([] are options, <> are placeholders):
```

```
alarm          - reset all alarms
cd <dir>        - change current directory
chat           - enter chat mode
chmod <mode> <key> - change access mode of a key
                  1=read | 2=write | 4=delete
```

```

cleanup                - delete hanging clients
copy <src> <dest>       - copy a subtree to a new location
create <type> <key>     - create a key of a certain type
create <type> <key>[n]  - create an array of size [n]
del/rm [-l] [-f] \<key> - delete a key and its subkeys
    -l                  follow links
    -f                  force deletion without asking
exec <key>/<cmd>        - execute shell command (stored in key) on server
find <pattern>          - find a key with wildcard pattern
help/? [command]       - print this help [for a specific command]
hi [analyzer] [id]     - tell analyzer to clear histos
ln <source> <linkname> - create a link to <source> key
load <file>            - load database from .ODB file at current position
ls/dir [-lhvrp] [<pat>] - show database entries which match pattern
    -l                  detailed info
    -h                  hex format
    -v                  only value
    -r                  show database entries recursively
    -p                  pause between screens
make [analyzer name]   - create experim.h
mem                    - show memory <b> Usage </b>
mkdir <subdir>         - make new <subdir>
move <key> [top/bottom/[n]] - move key to position in keylist
msg [user] <msg>       - compose user message
old                    - display old messages
passwd                 - change MIDAS password
pause                  - pause current run
pwd                    - show current directory
resume                 - resume current run
rename <old> <new>     - rename key
rewind [channel]       - rewind tapes in logger
save [-c -s] <file>    - save database at current position
                        in ASCII format
    -c                  as a C structure
    -s                  as a #define'd string
set <key> <value>      - set the value of a key
set <key>[i] <value>   - set the value of index i
set <key>[*] <value>   - set the value of all indices of a key
set <key>[i..j] <value> - set the value of all indices i..j
scl [-w]               - show all active clients [with watchdog info]
shutdown <client>/all  - shutdown individual or all clients
sor                    - show open records in current subtree
start [number] [now] [-v] - start a run [with a specific number], [without question]
                        [-v verbose the transaction to the different clients]
stop [-v]              - stop current run
                        [-v verbose the transaction to the different clients]
trunc <key> <index>    - truncate key to [index] values
ver                    - show MIDAS library version
webpasswd              - change WWW password for mhttpd
wait <key>             - wait for key to get modified
quit/exit              - exit

```

• Example

```

>odbedit -c stop
>odbedit
[hostxxx:exptxxx:Running]/> ls /equipment/trigger

```

6.15.5 mstat task

mstat is a simple ASCII status display. It presents in a compact form the most valuable information of the current condition of the Midas Acquisition system. The display is composed at the most of 5 sections depending on the current status of the experiment. The section displayed in order from top to bottom refer to:

- Run information.
- Equipment listing and statistics if any frontend is active.
- Logger information and statistics if mlogger is active.
- Lazylogger status if lazylogger is active.
- Client listing.
- **Arguments**
 - [-h] : help
 - [-h hostname] : host name (see [odbedit task](#))
 - [-e exptname] : experiment name (see [odbedit task](#))
 - [-l] : loop. Forces mstat to remain in a display loop. Enter "!" to terminate the command.
 - [-w time] : refresh rate in second. Specifies the delay in second before refreshing the screen with up to date information. Default: 5 seconds. Has to be used in conjunction with -l switch. Enter "R" to refresh screen on next update.
- **Usage**

```
>mstat -l
*-v1.8.0- MIDAS status page -----Mon Apr  3 11:52:52 2000-*
Experiment:chaos      Run#:8699      State:Running      Run time :00:11:34
Start time:Mon Apr  3 11:41:18 2000

FE Equip.   Node           Event Taken   Event Rate[/s] Data Rate[Kb/s]
B12Y        pcch02           67            0.0           0.0
CUM_Scaler  vwchaos          23            0.2           0.2
CHV         pcch02           68            0.0           0.0
KOS_Scalers vwchaos          330           0.4           0.6
KOS_Trigger vwchaos          434226        652.4         408.3
KOS_File    vwchaos           0            0.0           0.0
Target      pcch02           66            0.0           0.0

Logger Data dir: /scr0/spring2000      Message File: midas.log
```

Chan.	Active	Type	Filename	Events Taken	KBytes Taken
0	Yes	Disk	run08699.ybs	434206	4.24e+06
Lazy Label	Progress	File name	#files	Total	
cni-53	100[%]	run08696.ybs	15	44.3[%]	
Clients:	MStatus/koslx0	Logger/koslx0	Lazy_Tape/koslx0		
	CHV/pcch02	MChart1/umelba	ODBEdit/koslx0		
	CHAOS/vwchaos	ec1/koslx0	Speaker/koslx0		
	MChart/umelba	targetFE/pcch02	HV_MONITOR/umelba		
	SUSIYBOS/koslx0	History/kosal2	MStatus1/dasdevpc		

6.15.6 analyzer task

analyzer is the main online / offline event analysis application. **analyzer** uses fully the **ODB** capabilities as all the analyzer parameters are dynamically controllable from the Online Database editor [odbedit task](#).

For more detailed information see [MIDAS Analyzer](#)

• Arguments

- c <filename1> <filename2> Configuration file name(s). May contain a '%05d' to be replaced by the run number. Up to ten files can be specified in one "-c" statement.
- d Debug flag when starts the analyzer from a debugger. Prevents the system to kill the analyzer when the debugger stops at a breakpoint
- D Start analyzer as a daemon in the background (UNIX only).
- e <experiment> MIDAS experiment to connect to. (see [odbedit task](#))
- f Filter mode. Write original events to output file only if the analyzer accepts them (doesn't return ANA_SKIP).
- h <hostname> MIDAS host to connect to when running the analyzer online (see [odbedit task](#))
- i <filename1> <filename2> Input file name. May contain a '%05d' to be replaced by the run number. Up to ten input files can be specified in one "-i" statement.
- l If set, don't load histos from last histo file when running online.
- L HBOOK LREC size. Default is 8190.
- n <count> Analyze only "count" events.
- n <first> <last> Analyze only events from "first" to "last".
- n <first> <last> <n> Analyze every n-th event from "first" to "last".

- -o <filename> Output file name. Extension may be .mid (MIDAS binary), .asc (ASCII) or .rz (HBOOK). If the name contains a '%05d', one output file is generated for each run. Use "OFLN" as output file name to create a HBOOK shared memory instead of a file.
- -p <param=value> Set individual parameters to a specific value. Overrides any setting in configuration files
- -P <ODB tree> Protect an ODB subtree from being overwritten with the online data when ODB gets loaded from .mid file
- -q Quiet flag. If set, don't display run progress in offline mode.
- -r <range> Range of run numbers to analyzer like "-r 120 125" to analyze runs 120 to 125 (inclusive). The "-r" flag must be used with a '%05d' in the input file name.
- -s <port#> Specify the ROOT server TCP/IP port number (default 9090).
- -v Verbose output.
- -w Produce row-wise N-tuples in output .rz file. By default, column-wise N-tuples are used.

- **Remarks**

- The creation of the [experim.h](#) is done through the `odbedit> make <analyzer>`. In order to include your **analyzer** section, the ODB `/<Analyzer>/Parameters` has to be present.

- **Usage**

```
>analyzer
>analyzer -D -r 9092
>analyzer -i run00023.mid -o run00023.rz -w
>analyzer -i run%05d.mid -o runall.rz -r 23 75 -w
```

6.15.7 mlogger task

mlogger is the main application to collect data from the different frontends under certain conditions and store them onto physical device such as *disk* or *tape*. It also acts as a history event collector if either the history flags are enabled in the frontend equipment (see [The Equipment structure](#) or if the ODB tree `/History/Links` is defined (See [History system](#)). See the [ODB /Logger Tree](#) for reference on the tree structure.

- **Arguments**

- [-h] : help
- [-e exptname] : experiment name (see [odbedit task](#))

- [-D] : start program as a daemon (UNIX only).
- [-s] : Save mode (debugging: protect ODB).
- [-v] : Verbose (not to be used in conjunction with -D).

- Usage

```
>mlogger -D
```

- Remarks

- The **mlogger** application requires to have an existing **/Equipment/** tree in the ODB!
- As soon as the mlogger starts to run, the history mechanism is enabled.
- The data channels as well as the history logging is rescanned automatically at each "begin of run" transition. In other word, additional channel can be defined while running but effect will take place only at the following begin of run transition.
- The default setting defines a data "Midas" format with a file name of the type "run\%05d.mid". Make sure this is the requested setting for your experiment.
- Once the mlogger is running, you should be able to monitor its state. through the [mstat task](#) or through the [mhttpd task](#) web browser.
- From version 1.9.5
 - * mlogger will not run if started remotely (argument -h hostname has been removed).
 - * The file size limitation (<2GB) has been removed for older OS version.
 - * [mySQL](#) data entry support.

6.15.8 lazylogger task

lazylogger is an application which decouples the data acquisition from the data logging mechanism. The need of such application has been dictated by the slow response time of some of the media logging devices (Tape devices). Delay due to tape mounting, retention, reposition implies that the data acquisition has to hold until operation completion. By using **mlogger** to log data to disk in a first stage and then using **lazylogger** to copy or move the stored files to the "slow device" we can keep the acquisition running without interruption.

- Multiple lazyloggers can be running comtemporary on the same computer, each one taking care of a particular channel.

- Each lazylogger channels will have a dedicated ODB tree containing its own information.
- All the lazylogger channel will be under the ODB **/Lazy/<channel_name>/...**
- Each channel tree is composed of three sub-tree **Settings**, **Statistics**, **List**.

Self-explanatory the **Settings** and **Statistics** contains the running operation of the channel. While the **List** will have a dynamic list of run number which has been successfully manipulated by the Lazylogger channel. This list won't exist until the first successful operation of the channel is completed.

- **Arguments**

- [-h] : help.
- [-h hostname] : host name.
- [-e exptname] : experiment name.
- [-D] : start program as a daemon.
- [-c channel] : logging channel. Specify the lazylogger to activate.
- [-z] : zap statistics. Clear the statistics tree of all the defined lazylogger channels.

- **ODB parameters (Settings/)**

Settings	DIR								
Maintain free space(%)	INT	1	4	3m	0	RWD	0		
Stay behind	INT	1	4	3m	0	RWD	-3		
Alarm Class	STRING	1	32	3m	0	RWD			
Running condition	STRING	1	128	3m	0	RWD	ALWAYS		
Data dir	STRING	1	256	3m	0	RWD	/home/midas/online		
Data format	STRING	1	8	3m	0	RWD	MIDAS		
Filename format	STRING	1	128	3m	0	RWD	run%05d.mid		
Backup type	STRING	1	8	3m	0	RWD	Tape		
Execute after rewind	STRING	1	64	3m	0	RWD			
Path	STRING	1	128	3m	0	RWD			
Capacity (Bytes)	FLOAT	1	4	3m	0	RWD	5e+09		
List label	STRING	1	128	3m	0	RWD			
Execute before writing file	STRING	1	64	11h	0	RWD	lazy_prewrite.csh		
Execute after writing file	STRING	1	64	11h	0	RWD	rundb_addrun.pl		
Modulo.Position	STRING	1	8	11h	0	RWD	2.1		
Tape Data Append	BOOL	1	4	11h	0	RWD	y		

- **[Maintain free space]** As the Data Logger (mlogger) runs independently from the Lazylogger, the disk contains all the recorded data files. Under this condition, Lazylogger can be instructed to "purge" the data logging device (disk) after successful backup of the data onto the "slow device". The *Maintain free space(%)* parameter controls (if none zero) the percentage of disk space required to be maintain free.

- * The condition for removing a data file is defined as:
The data file corresponding to the given run number following the format declared under "Settings/Filename format" IS PRESENT on the "Settings/Data Dir" path. AND The given run number appears anywhere under the "List/" directory of ALL the Lazy channel having the same "Settings/Filename format" as this channel. AND The given run number appears anywhere under the "List/" directory of that channel
- [Stay behind] This parameter defines how many consecutive data files should be kept between the current run and the last lazylogger run.
 - * **Example with "Stay behind = -3" :**
 1. Current acquisition run number 253 -> run00253.mid is being logged by mlogger.
 2. Files available on the disk corresponding to run #248, #249, #250, #251, #252.
 3. Lazylogger will start backing up run #250 as soon as the new run 254 starts. -3 "Stay behind = -3" corresponds to 3 file untouched on the disk (#251, #252, #253). The negative sign instructs the lazylogger to **always** scan the entire "Data Dir" from the oldest to the most recent file sitting on the disk at the "Data Dir" path- for backup. If the "Stay behind" is positive, lazylogger will **backup** starting from- x behind the current acquisition run number. Run order will be ignored.
- [Alarm Class] Specify the Alarm class to be used in case of triggered alarm.
- [Running condition] Specify the type of condition for which the lazylogger should be activated. By default lazylogger is **ALWAYS** running. In the case of high data rate acquisition it could be necessary to activate the lazylogger only when the run is either paused, stopped or when some external condition is satisfied such as "Low beam intensity". In this latter case, condition based on a single field of the ODB can be given to establish when the application should be active.
 - * **Example :**

```
odbedit> set "Running condition" WHILE_ACQ_NOT_RUNNING
odbedit> set "Running condition" "/alias/max_rate \< 200"
```
- [Data dir] Specify the Data directory path of the data files. By default if the "/Logger/Data Dir" is present, the pointed value is taken otherwise the current directory where lazylogger has been started is used.
- [Data format] Specify the Data format of the data files. Currently supported formats are: **MIDAS** and **YBOS**.
- [Filename format] Specify the file format of the data files. Same format as given for the data logger.
- [Backup type] Specify the "slow device" backup type. Default **Tape**. Can be **Disk** or **Ftp**.

- **[Execute after rewind]** Specify a script to run after completion of a lazylogger backup set (see below "Capacity (Bytes)").
- **[Path]** Specify the "slow device" path. Three possible types of Path:
 - * For Tape : **/dev/nst0-** (UNIX like).
 - * For Disk : **/data1/myexpt**
 - * For Ftp : **host,port,user,password,directory**
- **[Capacity (Bytes)]** Specify the maximum "slow device" capacity in bytes. When this capacity is reached, the lazylogger will close the backup device and clear the "List Label" field to prevent further backup (see below). It will also rewind the stream device if possible.
- **[List label]** Specify a label for a set of backed up files to the "slow device". This label is used only internally by the lazylogger for creating under the "/List" a new array composed of the backed up runs until the "Capacity" value has been reached. As the backup set is complete, lazylogger will clear this field and therefore prevent any further backup until a non-empty label list is entered again. In the other hand the list label will remain under the "/List" key to display all runs being backed up until the corresponding files have been removed from the disk.
- **[Exec preW file]** Permits to run a script before the beginning of the lazy job. The **arguments** passed to the scripts are: input file name, output file name, current block number.
- **[Exec postW file]** Permits to run a script after the completion of the lazy job. The **arguments** passed to the scripts are: list label, current job number, source path, file name, file size in MB, current block number.
- **[Modulo.Position]** This field is for multiple instances of the lazylogger where each instance works on a sub-set of run number. By specifying the **Modulo.Position** you're telling the current lazy instance how many instances are simultaneously running (3.) and the position of which this instance is assigned to (.1). As an example for 3 lazyloggers running contemporaneously the field assignment should be :

Channel	Field	Run#
Lazy_1	3.0	21, 24, 27, ...
Lazy_2	3.1	22, 25, 28, ...
Lazy_3	3.2	23, 26, 29, ...
- **[Tape Data Append]** Enable the spooling of the Tape device to the End_of_Device (EOD) before starting the lazy job. This command is valid only for "Backup Type" Tape. If this flag is not enabled the lazy job starts at the current tape position.
- **[Statistics/]** ODB tree specifying general information about the status of the current lazylogger channel state.
- **[List/]** ODB tree, will contain arrays of run number associated with the array name backup-set label. Any run number appearing in any of the arrays is considered to have been backed up.

- **Usage** lazylogger requires to be setup prior data file can be moved. This setup consists of 4 steps:

- **[Step 1]** Invoking the lazylogger once for setting up the appropriate ODB tree and exit.

```
>lazylogger -c Tape
```

- **[Step 2]** Edit the newly created ODB tree. Correct the setting field to match your requirement.

```
> odbedit -e midas
[local:midas:Stopped]/>cd /Lazy/tape/
[local:midas:Stopped]tape>ls
[local:midas:Stopped]tape>ls -lr
```

Key name	Type	#Val	Size	Last	Opn	Mode	Value
tape	DIR						
Settings	DIR						
Maintain free space(%)	INT	1	4	3m	0	RWD	0
Stay behind	INT	1	4	3m	0	RWD	-3
Alarm Class	STRING	1	32	3m	0	RWD	
Running condition	STRING	1	128	3m	0	RWD	ALWAYS
Data dir	STRING	1	256	3m	0	RWD	/home/midas/online
Data format	STRING	1	8	3m	0	RWD	MIDAS
Filename format	STRING	1	128	3m	0	RWD	run%05d.mid
Backup type	STRING	1	8	3m	0	RWD	Tape
Execute after rewind	STRING	1	64	3m	0	RWD	
Path	STRING	1	128	3m	0	RWD	
Capacity (Bytes)	FLOAT	1	4	3m	0	RWD	5e+09
List label	STRING	1	128	3m	0	RWD	
Statistics	DIR						
Backup file	STRING	1	128	3m	0	RWD	none
File size [Bytes]	FLOAT	1	4	3m	0	RWD	0
KBytes copied	FLOAT	1	4	3m	0	RWD	0
Total Bytes copied	FLOAT	1	4	3m	0	RWD	0
Copy progress [%]	FLOAT	1	4	3m	0	RWD	0
Copy Rate [bytes per s]	FLOAT	1	4	3m	0	RWD	0
Backup status [%]	FLOAT	1	4	3m	0	RWD	0
Number of Files	INT	1	4	3m	0	RWD	0
Current Lazy run	INT	1	4	3m	0	RWD	0

```
[local:midas:Stopped]tape>cd Settings/
[local:midas:Stopped]Settings>set "Data dir" /data
[local:midas:Stopped]Settings>set "Capacity (Bytes)" 15e9
```

- **[Step 3]** Start lazylogger in the background

```
>lazylogger -c Tape -D
```

- **[Step 4]** At this point the lazylogger is running and waiting for the "list label" to be defined before starting the copy procedure. [mstat task](#) will display information regarding the status of the lazylogger.

```
> odbedit -e midas
[local:midas:Stopped]/>cd /Lazy/tape/Settings
[local:midas:Stopped]Settings>set "List label" cni-043
```

- **Remarks**

- For every major operation of the lazylogger a message is sent to the Message buffer and will be appended to the default Midas log file (midas.log). These messages are the only mean of finding out What/When/Where/How the lazylogger has operated on a data file. See below a fragment of the midas::log for the chaos experiment. In this case the **Maintain** free space() field was enabled which produces the cleanup of the data files and the entry in the **List** tree after copy.

```
Fri Mar 24 14:40:08 2000 [Lazy_Tape] 8351 (rm:16050ms) /scr0/spring2000/run08351.ybs file I
Fri Mar 24 14:40:08 2000 [Lazy_Tape] Tape run#8351 entry REMOVED
Fri Mar 24 14:59:55 2000 [Logger] stopping run after having received 1200000 events
Fri Mar 24 14:59:56 2000 [CHAOS] Run 8366 stopped
Fri Mar 24 14:59:56 2000 [Logger] Run #8366 stopped
Fri Mar 24 14:59:57 2000 [SUSIYBOS] saving info in run log
Fri Mar 24 15:00:07 2000 [Logger] starting new run
Fri Mar 24 15:00:07 2000 [CHAOS] Run 8367 started
Fri Mar 24 15:00:07 2000 [Logger] Run #8367 started
Fri Mar 24 15:06:59 2000 [Lazy_Tape] cni-043[15] (cp:410.6s) /dev/nst0/run08365.ybs 864.02
Fri Mar 24 15:07:35 2000 [Lazy_Tape] 8352 (rm:25854ms) /scr0/spring2000/run08352.ybs file I
Fri Mar 24 15:07:35 2000 [Lazy_Tape] Tape run#8352 entry REMOVED
Fri Mar 24 15:27:09 2000 [Lazy_Tape] 8353 (rm:23693ms) /scr0/spring2000/run08353.ybs file I
Fri Mar 24 15:27:09 2000 [Lazy_Tape] Tape run#8353 entry REMOVED
Fri Mar 24 15:33:22 2000 [Logger] stopping run after having received 1200000 events
Fri Mar 24 15:33:22 2000 [CHAOS] Run 8367 stopped
Fri Mar 24 15:33:23 2000 [Logger] Run #8367 stopped
Fri Mar 24 15:33:24 2000 [SUSIYBOS] saving info in run log
Fri Mar 24 15:33:33 2000 [Logger] starting new run
Fri Mar 24 15:33:34 2000 [CHAOS] Run 8368 started
Fri Mar 24 15:33:34 2000 [Logger] Run #8368 started
Fri Mar 24 15:40:18 2000 [Lazy_Tape] cni-043[16] (cp:395.4s) /dev/nst0/run08366.ybs 857.67
Fri Mar 24 15:50:15 2000 [Lazy_Tape] 8354 (rm:28867ms) /scr0/spring2000/run08354.ybs file I
Fri Mar 24 15:50:15 2000 [Lazy_Tape] Tape run#8354 entry REMOVED
...
```

- Once lazylogger has started a job on a data file, trying to terminate the application will result in producing a log message informing the actual percentage of the backup completed so far. This message will repeat itself until completion of the backup and only then the lazylogger application will terminate.
- If an interruption of the lazylogger is forced (kill...) The state of the backup device is undertermined. Recovery is not possible and the full backup set has to be redone. In order to do this, you need:
 - To rewind the backup device.
 - Delete the /Lazy/<channel_name>/List/<list label> array.
 - Restart the lazylogger with the -z switch which will "zap" the statistics entries.
- In order to facilitate the recovery procedure, **lazylogger** produces an ODB ASCII file of the lazy channel tree after completion of successful operation.

This file (**Tape_recover.odb**) stored in [Data_Dir](#) can be used for ODB as well as lazylogger recovery.

6.15.9 mdump task

This application allows to "peep" into the data flow in order to display a snap-shot of the event. Its use is particularly powerful during experiment setup. In addition **mdump** has the capability to operate on data save-set files stored on disk or tape. The main **mdump** restriction is the fact that it works only for events formatted in banks (i.e.: MIDAS, YBOS bank).

- **Arguments** for Online

- [-h] : help for online use.
- [-h hostname] : Host name.
- [-e exptname] : Experiment name.
- [-b bank name] : Display event containing only specified bank name.
- [-c compose] : Retrieve and compose file with either Add run# or Not (def:N).
- [-f format] : Data representation (x/d/ascii) def:hex.
- [-g type] : Sampling mode either Some or All (def:S). >>> in case of -c it is recommended to use -g all.
- [-i id] : Event Id.
- [-j] : Display bank header only.
- [-k id] : Event mask. >>> -i and -k are valid for YBOS ONLY if EVID bank is present in the event
- [-l number] : Number of consecutive event to display (def:1).
- [-m mode] : Display mode either Bank or Raw (def:B)
- [-p path] : Path for file composition (see -c)
- [-s] : Data transfer rate diagnostic.
- [-w time] : Insert wait in [sec] between each display.
- [-x filename] : Input channel. data file name of data device. (def:online)
- [-y] : Display consistency check only.
- [-z buffer name] : Midas buffer name to attach to (def:SYSTEM)

- **Additional Arguments** for Offline

- [-x -h] : help for offline use.

- [-t type] : Bank format (Midas/Ybos). >>> if -x is a /dev/xxx, -t has to be specified.
- [-r #] : skip record(YBOS) or event(MIDAS) to #.
- [-w what] : Header, Record, Length, Event, Jbank_list (def:E) >>> Header & Record are not supported for MIDAS as it has no physical record structure.

- **Usage** mdump can operate on either data stream (online) or on save-set data file. Specific help is available for each mode.

```
> mdump -h
> mdump -x -h
```

```
Tue> mdump -x run37496.mid | more
----- Event# 0 -----
----- Event# 1 -----
Evid:0001- Mask:0100- Serial:1- Time:0x393c299a- Dsize:72/0x48
#banks:2 - Bank list:-SCLRRATE-

Bank:SCLR Length: 24(I*1)/6(I*4)/6(Type) Type:Integer*4
1-> 0x00000000 0x00000000 0x00000000 0x00000000 0x00000000 0x00000000

Bank:RATE Length: 24(I*1)/6(I*4)/6(Type) Type:Real*4 (FMT machine dependent)
1-> 0x00000000 0x00000000 0x00000000 0x00000000 0x00000000 0x00000000
----- Event# 2 -----
Evid:0001- Mask:0004- Serial:1- Time:0x393c299a- Dsize:56/0x38
#banks:2 - Bank list:-MMESMOD-

Bank:MMES Length: 24(I*1)/6(I*4)/6(Type) Type:Real*4 (FMT machine dependent)
1-> 0x3de35788 0x3d0b0e29 0x00000000 0x00000000 0x3f800000 0x00000000

Bank:MMOD Length: 4(I*1)/1(I*4)/1(Type) Type:Integer*4
1-> 0x00000001
----- Event# 3 -----
Evid:0001- Mask:0008- Serial:1- Time:0x393c299a- Dsize:48/0x30
#banks:1 - Bank list:-BMES-

Bank:BMES Length: 28(I*1)/7(I*4)/7(Type) Type:Real*4 (FMT machine dependent)
1-> 0x443d7333 0x444cf333 0x44454000 0x4448e000 0x43bca667 0x43ce0000 0x43f98000
----- Event# 4 -----
Evid:0001- Mask:0010- Serial:1- Time:0x393c299a- Dsize:168/0xa8
#banks:1 - Bank list:-CMES-

Bank:CMES Length: 148(I*1)/37(I*4)/37(Type) Type:Real*4 (FMT machine dependent)
1-> 0x3f2f9fe2 0x3ff77fd6 0x3f173fe6 0x3daeffe2 0x410f83e8 0x40ac07e3 0x3f6ebfd8 0x3c47ffde
9-> 0x3e60ffda 0x00000000 0x00000000 0x00000000 0x00000000 0x00000000 0x00000000 0x3f800000
17-> 0x00000000 0x00000000 0x00000000 0x00000000 0x00000000 0x00000000 0x00000000 0x00000000
25-> 0x3f800000 0x3f800000 0x3f800000 0x00000000 0x3f800000 0x00000000 0x3f800000 0x3f800000
33-> 0x3f800000 0x3f800000 0x3f800000 0x3f800000 0x00000000
----- Event# 5 -----
Evid:0001- Mask:0020- Serial:1- Time:0x393c299a- Dsize:32/0x20
#banks:1 - Bank list:-METR-

Bank:METR Length: 12(I*1)/3(I*4)/3(Type) Type:Real*4 (FMT machine dependent)
```

```
1-> 0x00000000 0x39005d87 0x00000000
...
```

- **Example**

```
> mdump -j
```

6.15.10 mevb task

mevb is an event builder application taking several frontends Midas data source and assembles a new overall Midas event.

In the case where overall data collection is handled by multiple physically separated frontends, it could be necessary to assemble these data fragments into a dedicated event. The synchronization of the fragment collection is left to the user which is done usually through specific hardware mechanism. Once the fragments are composed in each frontend, they are sent to the "Event Builder" (eb) where the serial number (pheader->serial_number) of each fragment is compared one event at a time for serial match. In case of match, a new event will be composed with its own event ID and serial number followed by all the expected fragments. The composed event is then sent to the next stage which is usually the data logger (mlogger).

The [mhttpd task](#) will present the status of the event builder as an extra equipment with its corresponding statistical information.

- **Arguments**

- [-h] : help
- [-h hostname] : host name
- [-e exptname] : experiment name
- [-b] : Buffer name
- [-v] : Show wheel
- [-d] : debug messages
- [-D] : start program as a daemon

- **Usage**

```
Thu> mevb -e midas
Program mevb/EBuilder version 2 started
```

- See [Event Builder Functions](#) for more details

6.15.11 mspeaker, mlxspeaker tasks

mspeaker, **mlxspeaker** are utilities which listen to the Midas messages system and pipe these messages to a speech synthesizer application. **mspeaker** is for the Windows based system and interface to the [FirstByte/ProVoice package](#). The **mlxspeaker** is for Linux based system and interface to the [Festival](#). In case of use of either package, the speech synthesis system has to be installed prior to the activation of the **mspeaker**, **mlxspeaker**.

- **Arguments**

- [-h] : help
- [-h hostname] : host name
- [-e exptname] : experiment name
- [-t mt_talk_cmd] : Specify the talk alert command (ux only).
- [-u mt_user_cmd] : Specify the user alert command (ux only).
- [-s shut up time]: Specify the min time interval between alert [s] The -t & -u switch require a command equivalent to: '-t play -volume=0.3 file.wav'
- [-D] : start program as a daemon

- **Usage**

```
> mlxspeaker -D
```

6.15.12 mcnaf task

mcnaf is an interactive CAMAC tool which allows "direct" access to the CAMAC hardware. This application is operational under either of the two following conditions:

1. **mcnaf** has been built against a particular CAMAC driver (see [CAMAC drivers](#)).
2. A user frontend code using a valid CAMAC driver is currently active. In this case the frontend acts as a RPC CAMAC server and will handle the CAMAC request. This last option is only available if the frontend code ([mfe.c](#)) from the [Building Options](#) has included the [HAVE_CAMAC](#) pre-compiler flag.

- **Arguments**

- [-h] : help
- [-h hostname] : host name

- [-e exptname] : experiment name
- [-f frontend name] : Frontend name to connect to.
- [-s RPC server name] : CAMAC RPC server name for remote connection.

- **Building application** The `midas/utls/makefile.mcna` will build a collection of `mcna` applications which are hardware dependent, see **Example** below:

- **[miocna]** cna application using the declared CAMAC hardware DRIVER (kcs2927 in this case). To be used with **dio** CAMAC application starter (see [dio task](#)).
- **[mwecna]** cna application using the WI-E-N-ER PCI/CAMAC interface (see [CAMAC drivers](#)). Please contact: midas@triumf.ca for further information.
- **[mcna]** cna application using the CAMAC RPC capability of any Midas frontend program having CAMAC access.
- **[mdrvcna]** cna application using the Linux CAMAC driver for either kcs2927, kcs2926, dsp004. This application would require to have the proper Linux module loaded in the system first. Please contact <mailto:midas@triumf.ca> for further information.

```
Thu> cd /midas/utls
Thu> make -f makefile.mcna DRIVER=kcs2927
gcc -O3 -I../include -DOS_LINUX -c -o mcna.o mcna.c
gcc -O3 -I../include -DOS_LINUX -c -o kcs2927.o ../drivers/bus/kcs2927.c
gcc -O3 -I../include -DOS_LINUX -o miocna mcna.o kcs2927.o ../linux/lib/libmidas.a -lutil
gcc -O3 -I../include -DOS_LINUX -c -o wecc32.o ../drivers/bus/wecc32.c
gcc -O3 -I../include -DOS_LINUX -o mwecna mcna.o wecc32.o ../linux/lib/libmidas.a -lutil
gcc -O3 -I../include -DOS_LINUX -c -o camacrpc.o ../drivers/bus/camacrpc.c
gcc -O3 -I../include -DOS_LINUX -o mcna mcna.o camacrpc.o ../linux/lib/libmidas.a -lutil
gcc -O3 -I../include -DOS_LINUX -c -o camaclx.o ../drivers/bus/camaclx.c
gcc -O3 -I../include -DOS_LINUX -o mdrvna mcna.o camaclx.o ../linux/lib/libmidas.a -lutil
rm *.o
```

- **Running application**

- Direct CAMAC access: This requires the computer to have the proper CAMAC interface installed and the **BASE ADDRESS** matching the value defined in the corresponding CAMAC driver. For kcs2926.c, kcs2927.c, dsp004.c, hyt1331.c, the base address (CAMAC_BASE) is set to 0x280.

```
>dio miocna
```

- RPC CAMAC through frontend: This requires to have a frontend running which will be able to serve the CAMAC RPC request. Any Midas frontend has that capability built-in but it has to have the proper CAMAC driver included in it.

```
>mcna -e <expt> -h <host> -f <fe_name>
```


- **Usage**

.....

6.15.13 melog task

Electronic Log utility. Submit full Elog entry to the specified Elog port.

- **Arguments**

- [-h] : help
- [-h hostname] : host name
- [-l exptname or logbook]
- [-u username password]
- [-f <attachment>] : up to 10 files.
- -a <attribute>=<value> : up to 20 attributes. The attribute "Author=..." must at least be present for submission of Elog.
- -m <textfile> | text> Arguments with blanks must be enclosed in quotes. The elog message can either be submitted on the command line or in a file with the -m flag. Multiple attributes and attachments can be supplied.

- **Usage** By default the attributes are "Author", "Type", "System" and "Subject". The "Author" attribute has to be present in the elog command in order to successfully submit the message. If multiple attributes are required append before "text" field the full specification of the attribute. In case of multiple attachments, only one "-f" is required followed by up to 10 file names.

```
>melog -h myhost -p 8081 -l myexpt -a author=pierre "Just a elog message"
>melog -h myhost -p 8081 -l myexpt -a author=pierre -f file2attach.txt \
    "Just this message with an attachement"
>melog -h myhost -p 8081 -l myexpt -a author=pierre -m file_containing_the_message.txt
>melog -h myhost -p 8081 -l myexpt -a Author=pierre -a Type=routine -a system=general \
    -a Subject="my test" "A full Elog message"
```

- **Remarks**

6.15.14 mhist task

History data retriever.

- **Arguments**

- [-h] : help
- [-e Event ID] : specify event ID
- [-v Variable Name] : specify variable name for given Event ID
- [-i Index] : index of variables which are arrays
- [-i Index1:Index2] index range of variables which are arrays (max 50)
- [-t Interval] : minimum interval in sec. between two displayed records
- [-h Hours] : display between some hours ago and now
- [-d Days] : display between some days ago and now
- [-f File] : specify history file explicitly
- [-s Start date] : specify start date DDMMYY[.HHMM[SS]]
- [-p End date] : specify end date DDMMYY[.HHMM[SS]]
- [-l] : list available events and variables
- [-b] : display time stamp in decimal format
- [-z] : History directory (def: cwd).

- **Usage**

- **Example**

```
--- All variables of event ID 9 during last hour with at least 5 minutes interval.
> mhist
Available events:
ID 9: Target
ID 5: CHV
ID 6: B12Y
ID 20: System

Select event ID: 9

Available variables:
0: Time
1: Cryostat vacuum
2: Heat Pipe pressure
3: Target pressure
4: Target temperature
5: Shield temperature
6: Diode temperature

Select variable (0..6,-1 for all): -1
```

How many hours: 1

Interval [sec]: 300

Date	Time	Cryostat	vacuum	Heat	Pipe	pressure	Target	pressure	Target	temperature
Jun 19	10:26:23	2000	104444	4.614	23.16	-0.498	22.931	82.163	40	
Jun 19	10:31:24	2000	104956	4.602	23.16	-0.498	22.892	82.108	40	
Jun 19	10:36:24	2000	105509	4.597	23.099	-0.498	22.892	82.126	40	
Jun 19	10:41:33	2000	110021	4.592	23.16	-0.498	22.856	82.08	40	
Jun 19	10:46:40	2000	110534	4.597	23.147	-0.498	22.892	82.117	40	
Jun 19	10:51:44	2000	111046	4.622	23.172	-0.498	22.907	82.117	40	
Jun 19	10:56:47	2000	111558	4.617	23.086	-0.498	22.892	82.117	40	
Jun 19	11:01:56	2000	112009	4.624	23.208	-0.498	22.892	82.117	40	
Jun 19	11:07:00	2000	112521	4.629	23.172	-0.498	22.896	82.099	40	
Jun 19	11:12:05	2000	113034	4.639	23.074	-0.498	22.896	82.117	40	
Jun 19	11:17:09	2000	113546	4.644	23.172	-0.498	22.892	82.126	40	
Jun 19	11:22:15	2000	114059	4.661	23.16	-0.498	22.888	82.099	40	

- Single variable "I-WC1+_Anode" of event 5 every hour over the full April 24/2000.

```

mhlist -e 5 -v "I-WC1+_Anode" -t 3600 -s 240400 -p 250400
Apr 24 00:00:09 2000 160
Apr 24 01:00:12 2000 160
Apr 24 02:00:13 2000 160
Apr 24 03:00:14 2000 160
Apr 24 04:00:21 2000 180
Apr 24 05:00:26 2000 0
Apr 24 06:00:31 2000 160
Apr 24 07:00:37 2000 160
Apr 24 08:00:40 2000 160
Apr 24 09:00:49 2000 160
Apr 24 10:00:52 2000 160
Apr 24 11:01:01 2000 160
Apr 24 12:01:03 2000 160
Apr 24 13:01:03 2000 0
Apr 24 14:01:04 2000 0
Apr 24 15:01:05 2000 -20
Apr 24 16:01:11 2000 0
Apr 24 17:01:14 2000 0
Apr 24 18:01:19 2000 -20
Apr 24 19:01:19 2000 0
Apr 24 20:01:21 2000 0
Apr 24 21:01:23 2000 0
Apr 24 22:01:32 2000 0
Apr 24 23:01:39 2000 0

```

- **Remarks** : History data can be retrieved and displayed through the Midas web page (see [mhttpd task](#)).

- **Example**

Midas Web History display.



Figure 38: Midas Web History display.

6.15.15 mchart task

mchart is a periodic data retriever of a specific path in the ODB which can be used in conjunction with a stripchart graphic program.

- In the first of two step procedure, a specific path in the ODB can be scanned for composing a configuration file by extracting all numerical data references **file.conf**.
- In the second step the mchart will produce at fix time interval a refreshed data file containing the values of the numerical data specified in the configuration file. This file is then available for a stripchart program to be used for chart recording type of graph.

Two possible stripchart available are:

- **gstripchart** The configuration file generated by mchart is compatible with the GNU stripchart which permits sophisticated data equation manipulation. On the other hand, the data display is not very fancy and provides just a basic chart recorder.
- [stripchart.tcl file](#) This tcl/tk application written by Gertjan Hofman provides a far better graphical chart recorder display tool, it also permits history save-set display, but the equation scheme is not implemented.

- **Arguments**

- [-h] : help
- [-h hostname] : host name.
- [-e exptname] : experiment name.
- [-D] : start program as a daemon.
- [-u time] : data update periodicity (def:5s).
- [-f file] : file name (+.conf: if using existing file).
- [-q ODBpath] : ODB tree path for extraction of the variables.
- [-c] : ONLY creates the configuration file for later use.
- [-b lower_value] : sets general lower limit for all variables.
- [-t upper_value] : sets general upper limit for all variables.
- [-g] : spawn the graphical stripchart if available.
- [-gg] : force the use of gstripchart for graphic.
- [-gh] : force the use of stripchart (tcl/tk) for graphic.

- **Usage** : The configuration contains one entry for each variable found under the ODBpath requested. The format is described in the gstripchart documentation.

Once the configuration file has been created, it is possible to apply any valid operation (equation) to the parameters of the file following the gstripchart syntax.

In the case of the use of the *stripchart* from G.Hofman, only the "filename", "pattern", "maximum", "minimum" fields are used.

When using mchart with -D Argument, it is necessary to have the [MCHART_DIR](#) defined in order to allow the daemon to find the location of the configuration and data files (see [Environment variables](#)).

```
chaos:~/chart> more trigger.conf
#Equipment:      >/equipment/kos_trigger/statistics
menu:            on
slider:         on
type:           gtk
minor_ticks:    12
```

```

major_ticks:          6
chart-interval:        1.000
chart-filter:          0.500
slider-interval:       0.200
slider-filter:         0.200
begin:                 Events_sent
  filename:             /home/chaos/chart/trigger
  fields:               2
  pattern:              Events_sent
  equation:             \$2
  color:                \$blue
  maximum:              1083540.00
  minimum:              270885.00
  id_char:              1
end:                   Events_sent
begin:                 Events_per_sec.
  filename:             /home/chaos/chart/trigger
  fields:               2
  pattern:              Events_per_sec.
  equation:             $2
  color:                \$red
  maximum:              1305.56
  minimum:              326.39
  id_char:              1
end:                   Events_per_sec.
begin:                 kBytes_per_sec.
  filename:             /home/chaos/chart/trigger
  fields:               2
  pattern:              kBytes_per_sec.
  equation:             $2
  color:                \$brown
  maximum:              898.46
  minimum:              224.61
  id_char:              1
end:                   kBytes_per_sec.

```

A second file (data file) will be updated a fixed interval by the *{mchart}* utility.

```

chaos:~/chart> more trigger
Events_sent 6.620470e+05
Events_per_sec. 6.463608e+02
kBytes_per_sec. 4.424778e+02

```

• Example

- Creation with ODBpath being one array and one element of 2 sitting under variables/:

```

chaos:~/chart> mchart -f chvv -q /equipment/chv/variables/chvv -c
chaos:~/chart> ls -l chvv*
-rw-r--r--  1 chaos  users          474 Apr 18 14:37 chvv
-rw-r--r--  1 chaos  users        4656 Apr 18 14:37 chvv.conf

```

- Creation with ODBpath of all the sub-keys sittings in variables:

```
mchart -e myexpt -h myhost -f chv -q /equipment/chv/variables -c
```

- Creation and running in debug:

```
chaos:~/chart> mchart -f chv -q /equipment/chv/variables -d
CHVV : size:68
#name:17 #Values:17
CHVI : size:68
```

- Running a pre-existing conf file (chv.conf) debug:

```
chaos:~/chart> mchart -f chv.conf -d
CHVV : size:68
#name:17 #Values:17
CHVI : size:68
#name:17 #Values:17
```

- Running a pre-existing configuration file and spawning [gstripchart](#):

```
chaos:~/chart> mchart -f chv.conf -gg
spawning graph with gstripchart -g 500x200-200-800 -f /home/chaos/chart/chv.conf ...
```

- Running a pre-existing configuration file and spawning stripchart, this will work only if Tcl/Tk and bltwish packages are installed and the stripchart.tcl has been installed through the Midas Makefile.

```
chaos:~/chart> mchart -f chv.conf -gh
spawning graph with stripchart /home/chaos/chart/chv.conf ...
```

6.15.16 mtape task

Tape manipulation utility.

- **Arguments**

- [-h] : help
- [-h hostname] : host name
- [-e exptname] : experiment name
- [-D] : start program as a daemon

- **Usage**

- **Example**

```
>mtape
```

6.15.17 dio task

Direct I/O task provider (LINUX).

If no particular Linux driver is installed for the CAMAC access, the **dio-** program will allow you to access the I/O ports to which the CAMAC interface card is connected to.

- **Arguments**

- [application name] : Program name requiring I/O permission.

- **Usage**

```
>dio miocnaf
>dio frontend
```

- **Remark**

- This "hacking" utility restricts the access to a range of I/O ports from 0x200 to 0x3FF.
- As this mode if I/O access by-passes the driver (if any), concurrent access to the same I/O port may produce unexpected result and in the worst case it will freeze the computer. It is therefore important to ensure to run one and only one dio application to a given port in order to prevent potential hangup problem.
- Interrupt handling, DMA capabilities of the interface will not be accessible under this mode of operation.

6.15.18 stripchart.tcl file

Graphical stripchart data display. Operates on [mchart task](#) data or on Midas history save-set files. (see also [History system](#)).

- **Arguments**

- [-mhist] : start stripchart for Midas history data.

- **Usage** : stripchart <-options> <config-file> -mhist: (look at history file -default) -dmhist: debug mhist -debug: debug stripchart -config_file: see mchart_task

```
> stripchart.tcl -debug
> stripchart.tcl
```


- Example

```
> stripchart.tcl -h
```

gstripchart display with parameters and data pop-up.

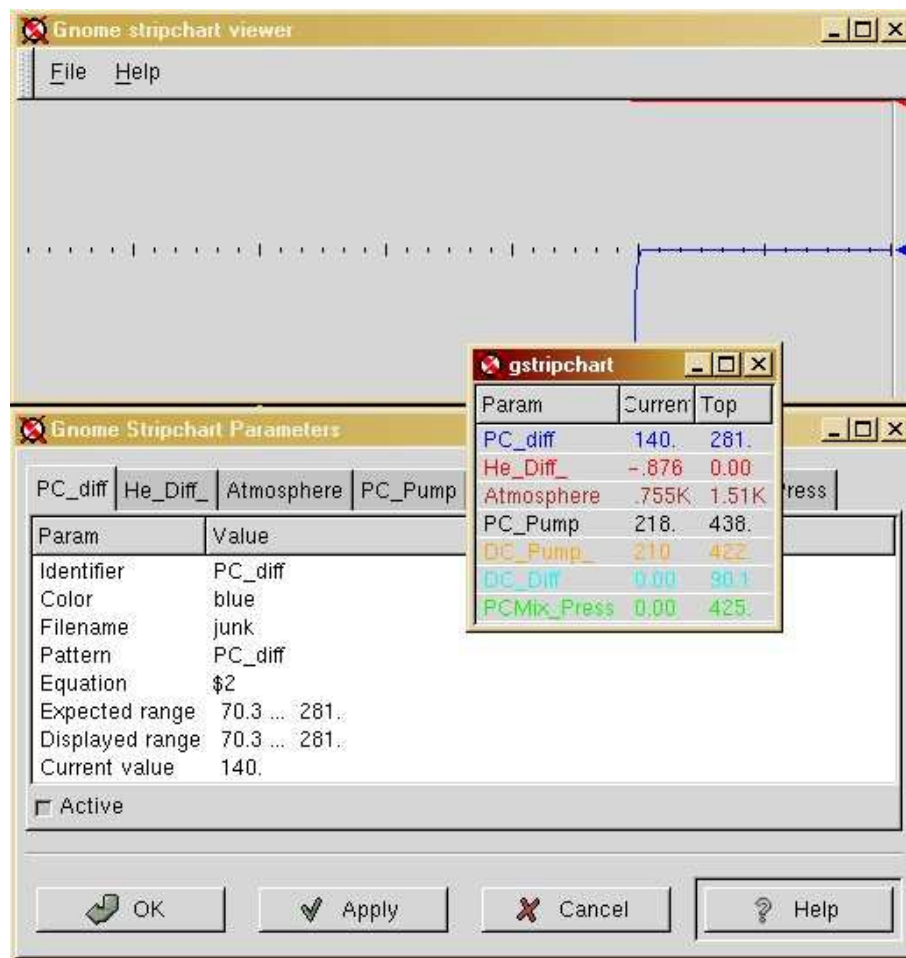


Figure 39: gstripchart display with parameters and data pop-up.

stripchart.tcl mhst mode: main window with pull-downs.

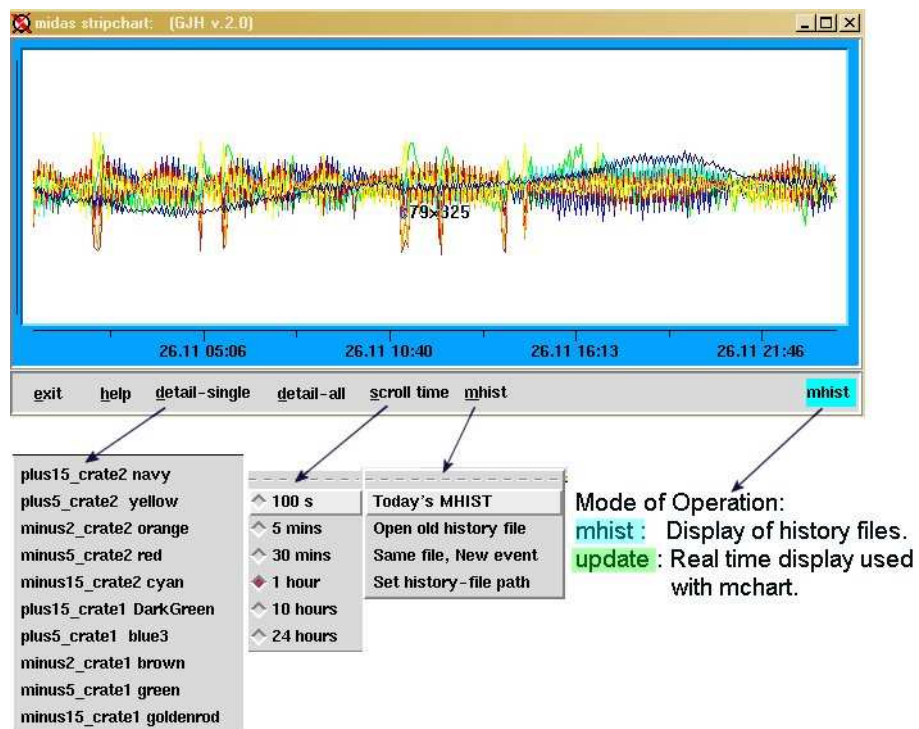


Figure 40: stripchart.tcl mhist mode: main window with pull-downs.

stripchart.tcl Online data, running in conjunction with mchart

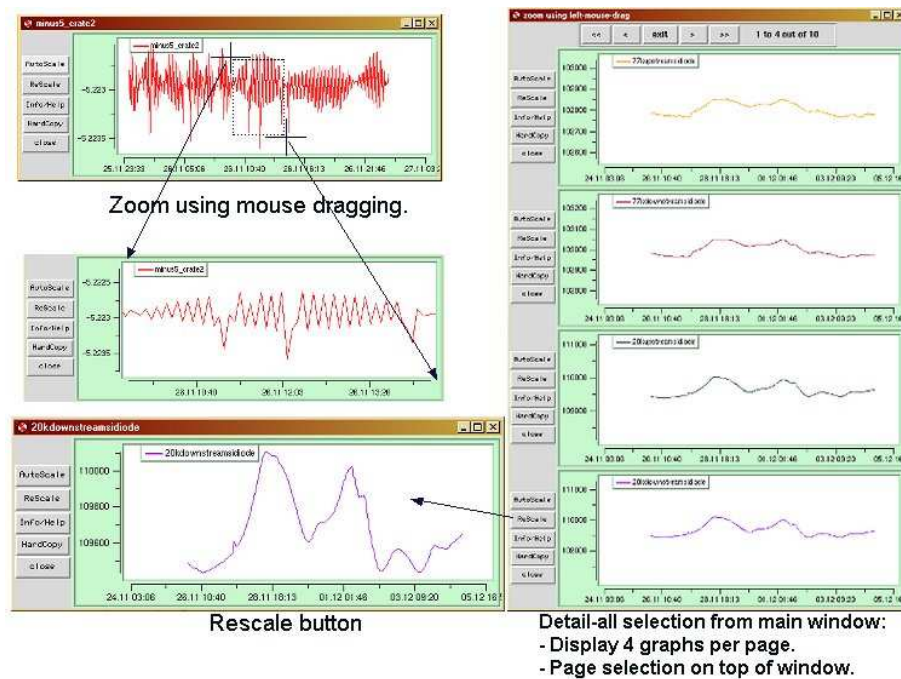


Figure 41: stripchart.tcl Online data, running in conjunction with mchart

6.15.19 rmidas task

Root/Midas remote GUI application for root histograms and possible run control under the ROOT. environment.

- **Arguments**
 - [-h] : help
 - [-h hostname] : host name
 - [-e exptname] : experiment name

- **Usage** to be written.

- **Example**

```
>rmidas midasserver.domain
```

rmidas display sample. Using the example/experiment/ demo setup.

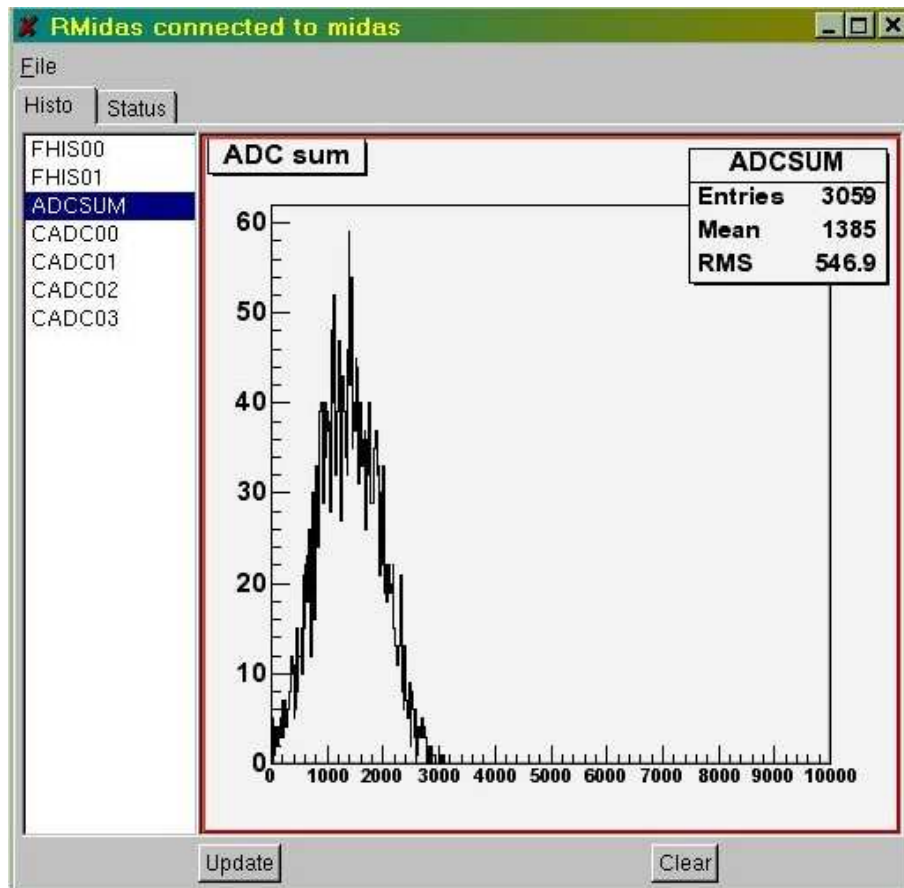


Figure 42: rmidas display sample. Using the example/experiment/ demo setup.

6.15.20 hvedit task

High Voltage editor, graphical interface to the Slow Control System. Originally for Windows machines, but recently ported on Linux under Qt by Andreas Suter.

• Arguments

- [-h] : help
- [-h hostname] : host name

- [-e exptname] : experiment name
- [-D] : start program as a daemon

- **Usage** : To control the high voltage system, the program HVEdit can be used under Windows 95/NT. It can be used to set channels, save and load values from disk and print them. The program can be started several times even on different computers. Since they are all linked to the same ODB arrays, the demand and measured values are consistent among them at any time. HVEdit is started from the command line:

- **Example**

```
>hvedit
```

6.15.21 Midas Remote server

mserver provides remote access to any midas client. This task usually runs in the background and doesn't need to be modified. In the case where debugging is required, the *mserver* can be started with the -d flag which will write an entry for each transaction appearing onto the mserver. This log entry contains the time stamp and RPC call request.

- **Arguments**

- [-h] : help
- [-s] : Single process server
- [-t] : Multi thread server
- [-m] : Milti process server (default)
- [-d] : Write debug info to /tmp/mserver.log
- [-D] : Become a Daemon

- **Usage**